

Nways



Event Logging System Messages Guide

Nways



Event Logging System Messages Guide

Note

Before using this document, read the general information under "Notices" on page vii.

Eight Edition (December 1997)

This edition applies to: Version 2 Release 2 of the IBM Nways Multiprotocol Access Services, Version 2.2 of the IBM Nways Multiprotocol Routing Services, and Version 2.0 of the IBM Nways Multiprotocol Switched Services, and to all subsequent releases and modifications until otherwise indicated in new editions or technical newsletters.

Order publications through your IBM representative or the IBM branch office serving your locality. Publications are not stocked at the address below.

IBM welcomes your comments. A form for readers' comments is provided at the back of this publication. If the form has been removed, you may address your comments to:

International Business Machines Corporation
Design and Information Development
Department CGF
P.O. Box 12195
Research Triangle Park, NC 27709-9990
U.S.A.

When you send information to IBM, you grant IBM a nonexclusive right to use or distribute the information in any way it believes appropriate without incurring any obligation to you.

© **Copyright International Business Machines Corporation 1994, 1997. All rights reserved.**

Note to U.S. Government Users — Documentation related to restricted rights — Use, duplication or disclosure is subject to restrictions set forth in GSA ADP Schedule Contract with IBM Corp.

Contents

Notices	vii
Trademarks	vii
About This Manual	ix
Who Should Read This Book	ix
How This Manual is Organized	ix
Introduction	1
Auto Install Functions (AI)	7
Advanced Peer-to-Peer (APPN)	9
AppleTalk Phase 2 (AP2)	15
Address Resolution Protocol (ARP)	23
Asynchronous Transfer Mode Network Interface (ATM)	51
ATM Logical Link Control	87
Frame Relay Boundary Access Node (BAN)	95
Bridging Broadcast Manager (BBCM)	103
Border Gateway Protocol (BGP)	107
Bridge Routing (BR)	123
Bandwidth Reservation System (BRS)	131
Bootp (BTP)	133
Data Compression Engines (COMP)	137
Dialout (DOUT)	143
Default Gateways (DGW)	149
Proxy dhcp	151
Data Link Switching (DLSw)	159
Digital Network Architecture Phase IV (DN)	247
Digital Network Architecture Phase V (DNAV)	281
DVMRP	287
Data Encryption (ENCR)	291

Environment Functions (ENV)	293
ESCON Network Interface (ESC)	295
End System Intermediate-System Protocol (ESIS)	307
Ethernet Network Interface (ETH)	311
EventLog (EVL)	323
Easy Start Functions (EZ)	325
Fiber Distributed Data Interface (FDDI)	327
Generic Packet Filter (FLT)	333
Frame Relay Network Interface (FRL)	335
Gateway (GW)	355
Internet Control Message Protocol (ICMP)	379
IBM LAN Emulation Client Functions (ILEC)	385
ATM Interim Local Management Interface (ILMI)	393
Internet Protocol (IP)	397
IP Protocol Network (IPPN)	415
Internet Packet Exchange (IPX)	417
Integrated Services Digital Network (ISDN)	441
Intermediate System-Intermediate System Protocol (ISIS)	451
ISO OSI Connectionless Network Layer (ISO)	461
LCS virtual Network Interface (LCS)	471
LAN Emulation Client Functions (LEC)	477
LAN Emulation Configuration Server (LECS)	509
LAN Emulation Server and Broadcast Unknown Server (LES/BUS)	537
Logical Link Control (LLC) ELS Messages	605
LAN Network Manager (LNM)	621
LSA Channel Network Interface (LSA)	633
Layer Two Tunneling (L2)	645

Address Resolution Protocol (MARS)	657
MAC Filtering (MCF)	685
Multilink PPP (MLP)	687
MPC Channel Network Interface (MPC)	703
Multicast Extensions to OSPF (MSPF)	711
NetBIOS Support Subsystem (NBS)	715
Network Dispatcher Router	727
Next Hop Routing Protocol (NHRP)	735
Component Not Present Functions (NOT)	773
Presence Manager (PM)	777
Point to Point Protocol Network Interface (PPP)	779
QLLC Layer (over X25) Messages	811
Routing Information Protocol (RIP)	819
AppleTalk Phase 2 Routing Table Maintenance Protocol (R2MP)	825
ATM Signalling ATM Adaptation Layer (SAAL)	831
Server Cache Synchronization Protocol (SCSP)	835
SDLC	843
SuperElan	861
Security Protocol (SEC)	881
Serial Line Network Interface (SL)	887
Simple Network Management Protocol (SNMP)	891
Open Shortest Path First (OSPF)	897
SDLC Relay (SRLY)	913
Source Routing Transparent (SRT) Bridge	919
Spanning Tree Protocol (STP)	945
ATM Signalling (SVC)	955
Transmission Control Protocol (TCP)	959

Trivial File Transfer Protocol (TFTP)	971
Token Ring Network Interface (TKR)	977
User Datagram Protocol (UDP)	989
Banyan Vines (VN)	991
Virtual Lan (VLAN) ELS	1009
V.25bis Dialing (V25B)	1015
V.34 Dialing (V34)	1023
WAN Restoral System (WRS)	1031
Xerox Network Core (XN)	1039
X.25 Transport over TCP/IP (XTP)	1045
X.25 Network Interface (X25)	1055
X.25 Network Interface Physical Layer (X251)	1067
X.25 Network Interface Frame Layer (X252)	1071
X.25 Network Interface Packet Layer (X253)	1077
AppleTalk Phase 2 Zone Information Protocol (ZIP2)	1085

Notices

References in this publication to IBM products, programs, or services do not imply that IBM intends to make them available in all countries in which IBM operates. Any reference to an IBM product, program, or service is not intended to state or imply that only that IBM product, program, or service may be used. Any functionally equivalent product, program, or service that does not infringe any of the intellectual property rights of IBM may be used instead of the IBM product, program, or service. The evaluation and verification of operation in conjunction with other products, except those expressly designated by IBM, are the responsibility of the user.

IBM may have patents or pending patent applications covering subject matter described in this document. The furnishing of this document does not give you any license to these patents. You can send license inquiries, in writing, to:

IBM Director of Licensing
IBM Corporation
500 Columbus Avenue
Thornwood NY 10594 USA

The licensed program described in this document and all licensed material available for it are provided by IBM under terms of the IBM Customer Agreement.

This document is not intended for production use and is furnished as is without any warranty of any kind, and all warranties are hereby disclaimed including the warranties of merchantability and fitness for a particular purpose.

Trademarks

The term "IBM" is a trademark of IBM Corporation in the United States or other countries or both.

UNIX is a registered trademark in the United States and other countries licensed exclusively through X/Open Company Limited.

Microsoft, Windows, Windows NT, and the Windows 95 logo are trademarks or registered trademarks of Microsoft Corporation.

Other company, product, and service names may be trademarks or service marks of others.

About This Manual

This manual explains how to interpret the messages logged with the Event Logging System (*ELS*).

Who Should Read This Book

The intended user of this book is the provider of service and network operators.

How This Manual is Organized

This book contains an introductory chapter followed by separate chapters for each category of event. The categories are arranged in alphabetical order by the acronym that forms the first part of the message identifier. For example, the events for Bridge Routing, which begin with the acronym BR, precede the events for BootP, which begin with BTP.

Introduction

This chapter describes how events are logged and how to interpret messages. Also described are the concepts of subsystem, event number, and logging level. A large part of the ELS functionality is based on commands that use the subsystem, event number, and logging levels as parameters.

Message Presentation

The format of the message explanations in this guide is as follows:

- Level:* Describes the logging level of the error message.
- Short Syntax:* Shows the message that is displayed on the router console. This is a compressed form of the message.
- Long Syntax:* Shows the expanded text of the message.
- Description:* Explains the meaning of the error message.
- Cause:* Describes possible causes of the error that caused this message.
- Action:* Specifies possible action to correct the error.

Causes of Events

Events monitored by the Event Logging System (ELS) occur continuously while the router is operating. Any of the following reasons can cause them.

- System activity
- Status changes
- Service requests
- Data transmission and reception
- Data and internal errors

When an event occurs, ELS receives data from the system that identifies the source and nature of the event. Then, ELS generates a message that uses the data received as part of the message.

Interpreting a Message

This section describes how to interpret a message generated by ELS. Figure 1 on page 1 shows the principal elements of a message and Message Description on page 2 describes the elements.

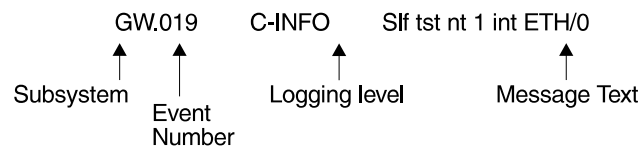


Figure 1. Elements of a Message

Message Element Meaning

Subsystem *Subsystem* is an abbreviation for a router component such as a protocol, packet forwarder, or interface. In Figure 1 on page 1, **GW** identifies the subsystem (gateway) through which this event occurred.

Examples of subsystems include ARP, IP, TKR, and X.25. On a router, the subsystems depend on the hardware and software configured for that router.

You can use the ELS **list subsystem** command to list the subsystems that are configured on your router.

Event Number *Event Number* is a number that is assigned to each message within a subsystem. In Figure 1 on page 1, the event number is **19** (within the GW subsystem).

The event number always appears with the subsystem abbreviation, for example, **GW.019**. The subsystem and event number together identify an *individual* event.

You can use the ELS **list subsystem** command to list the event within a subsystem.

Logging Level *Logging Level* is a field that classifies each message by the type of event that generated it. Logging levels are as follows:

Logging Level	Type
UI - ERROR	Unusual internal errors
CI - ERROR	Common internal errors
UE - ERROR	Unusual external errors
CE - ERROR	Common external errors
ERROR	Includes all error levels above
U-INFO	Unusual Informational comment
C-INFO	Common Informational comment
INFO	Includes all comment levels above
STANDARD	Includes all error levels and all comment levels (default)
P-TRACE	Per packet trace
U-TRACE	Unusual operation packet trace message
C-TRACE	Common operation packet trace message
TRACE	Includes all trace levels above
ALL	Includes all logging levels

Message Text Message text appears on the console screen in short form. In the sections that follow, variables such as *source_address* or *network* are replaced with actual data when the message displays on the console. These and other variables are replaced in the message text.

The variable *error_code* appearing in the message description (usually preceded by “rsn” or “reason”) indicates the type of

packet error detected. The next section describes the error and packet completion codes.

Code	Meaning
0	Packet successfully queued for output
1	Random, unidentified error
2	Packet not queued for output due to flow control reasons
3	Packet not queued because network is down
4	Packet not queued to avoid looping or bad broadcast
5	Packet not queued because destination host is down (only on networks where this can be detected)

When you send out an SNMP query, the response you get from the router is usually a 12-digit number, such as 1.3.6.1.4.1.1.1.3.4.85.31. This number refers to various information regarding your query, such as the ELS operating number (1.3.6.1.4.1.1.1.3), the object (.4), the ELS subsystem number (.85), and the event number (.31). For example, the eleventh digit, .85, is the numerical equivalent to the subsystem element X.25. The following list describes the subsystem numerical equivalents.

Subsystem	Numeric Equivalent	Subsystem	Numeric Equivalent
AI	110	LSA	136
AP2	53	MAN	87
APL	50	MARS	128
APPN	117	MCF	105
ARP	5	MCS	129
ARPA	80	MLP	145
ATM	115	MPC	137
ATR	89	MSPF	18
BAN	111	NBS	114
BBCM	134	NDR	142
BGP	104	NHRP	131
BOSS	106	NOT	127
BR	74	PM	149
BRS	3	PN	82
BTP	14	PPP	97
COMP	113	QLLC	152
DDS	55	R2MP	56
DGS	125	RIP	15
DGW	151	RTMP	52
DHCP	146	SAAL	120
DLS	107	SCSP	140
DN	25	SDLC	90
DNAV	43	SE	157
DOUT	144	SEC	147
DVM	21	SL	83
EGP	16	SNMP	21
ENCR	148	SPF	17
ENV	112	SRB	70
ESC	133	SRLY	75
ESIS	41	SRT	72
ETH	81	STP	73
EVL	126	SVC	121
EZ	109	TCP	12
FDDI	88	TFTP	19
FLT	2	TKR	84
FRL	92	TN	20
GW	1	UDP	13
ICMP	11	VLAN	150
ILEC	130	VN	60
ILMI	119	V25B	108
IP	10	V34	143
IPPN	100	WRS	101
ISDN	99	XN	30
IPX	35	XNS	31
ISIS	42	X25	85
ISO	40	X251	96
LCS	135	X252	97
LEC	116	X253	98
LECS	124	XTP	132
LES	123	ZIP	51
LLC	103	ZIP2	54
L2	159		

Error and Packet Completion Codes

The console displays the following network information: nt 1 int Eth/0 or network 1, interface Eth/0 where:

- *1* is the network number (each network on the router is numbered sequentially from zero).
- *0* is the unit number (the interfaces on each hardware type are numbered sequentially from zero).

Ethernet and Token-Ring hardware addresses appear as a long hexadecimal number, such as 020701003e2c.

IP (Internet Protocol) addresses are printed as four decimal bytes separated by periods, such as 18.123.0.16.

IMP addresses are printed as 2 decimal numbers separated by a slash, such as 44/2.

Auto Install Functions (AI)

This chapter describes Auto Install Functions (AI) messages. For information on message content and how to use the message, refer to the Introduction.

AI.001

Level: ALWAYS

Short Syntax: AI.001 Changed params on ifc *ifNum* (*subsystemName*), from *oldParams* to *newParams*.

Long Syntax: AI.001 Changed parameters on interface *ifNum* (*subsystemName*) from *oldParams* to *newParams*

Description: Subsystem parameters changed during EasyStart configuration download attempt.

Advanced Peer-to-Peer (APPN)

This chapter describes Advanced Peer-to-Peer (APPN) messages. For information on message content and how to use the message, refer to the Introduction.

APPN.001

Level: C-INFO

Short Syntax: APPN.001 Rcvd netup for intf *n_net*

Long Syntax: APPN.001 Received netup for interface *n_net*

Description: This message is for each netup received per interface

APPN.002

Level: C-INFO

Short Syntax: APPN.002 Rcvd netdn for intf *n_net*

Long Syntax: APPN.002 Received netdown for interface *n_net*

Description: This message is for each netdown received per interface

APPN.003

Level: C-INFO

Short Syntax: APPN.003 Discarding APPN HPR pkt rcvd on dn intf.

Long Syntax: APPN.003 Discarding APPN HPR packet received on down interface.

Description: This message is for any packet sent on a port that is currently down

APPN.004

Level: C-INFO

Short Syntax: APPN.004 Unkwn Dialog Msge rcvd

Long Syntax: APPN.004 Unknown Dialog Message received

Description: When an unkown dialog message is recieved from EGPE

APPN.005

Level: C-INFO

Short Syntax: APPN.005 APPN rtry cnt exhstd.

Long Syntax: APPN.005 APPN retry count exhausted.

Description: This message is when the max number of retries for starting APPN has been reached.

APPN.006

Level: C-INFO

Short Syntax: APPN.006 APPN cannot be restarted

Long Syntax: APPN.006 APPN cannot be restarted, APPN is not running

Description: This message is when APPN is not configured on the router was never started.

APPN.007**Level:** C-INFO**Short Syntax:** APPN.007 *appn_retriesth* attempt to restart APPN**Long Syntax:** APPN.007 *appn_retriesth* attempt to restart APPN**Description:** This message is when APPN is attempting to restart and gives the number of the current try to restart.

APPN.008**Level:** C-INFO**Short Syntax:** APPN.008 APPN dumped to file**Long Syntax:** APPN.008 APPN dumped to file**Description:** This message is when APPN takes a dump via talk 5

APPN.009**Level:** C-INFO**Short Syntax:** APPN.009 Stop APPN node**Long Syntax:** APPN.009 Message has been sent to stop APPN node.**Description:** This message is when APPN is told to stop via talk 5

APPN.010**Level:** C-INFO**Short Syntax:** APPN.010 APPN node not running**Long Syntax:** APPN.010 APPN node is not running so cannot support talk 5 command.**Description:** This message is when APPN is found to be gone when attempting a talk 5 cmd

APPN.011**Level:** UE-ERROR**Short Syntax:** APPN.011 APPN LOG: *logged_string***Long Syntax:** APPN.011 APPN LOG: *logged_string***Description:** This message is generated when an APPN subsystem generates a log entry. A log entry generally reports an error condition. See the logged text for more details.**Cause:** An error occurred in the APPN subsystem.

APPN.012**Level:** UE-ERROR**Short Syntax:** APPN.012 APPN LOG: Part: *segment_num* Text: *logged_string***Long Syntax:** APPN.012 APPN LOG: Part: *segment_num* Text: *logged_string***Description:** This message is generated when an APPN subsystem generates a long log entry. A log entry generally reports an error condition. See the logged text for more details.**Cause:** An error occurred in the APPN subsystem.

APPN.013**Level:** C-INFO**Short Syntax:** APPN.013 APPN Msg: Comp: *component_name* PrID: *Probe_ID* Op: *Operator_Name* Text: *message***Long Syntax:** APPN.013 APPN Messaeg: Component: *component_name* Probe ID: *Probe_ID* Operator: *Operator_Name*TextL *message***Description:** This message is generated when an APPN component wants to display a message to the user.**Cause:** Any situation that warrants informing the user.

APPN.014**Level:** P-TRACE**Short Syntax:** APPN.014 *trace_info***Long Syntax:** APPN.014 *trace_info***Description:** When APPN's Data link control transmissions and receptions trace is enabled, this message displays XIDs and PIUs.**Cause:** APPN traces an XID or PIU.

APPN.015**Level:** P-TRACE**Short Syntax:** APPN.015 *trace_info***Long Syntax:** APPN.015 *trace_info***Description:** When APPN Node-Level Traces are enabled, this message displays APPN node level traces.**Cause:** An APPN Node-Level trace is generated.

APPN.016**Level:** P-TRACE**Short Syntax:** APPN.016 *trace_info***Long Syntax:** APPN.016 *trace_info***Description:** When APPN Component-level traces are enabled, this message displays APPN component-level traces.**Cause:** An APPN Component-level trace is generated.

APPN.017**Level:** C-INFO**Short Syntax:** APPN.017 *did***Long Syntax:** APPN.017 *did***Description:** This event is reserved for future trace use.**Cause:** This event is not used.

APPN.018

Level: C-INFO

Short Syntax: APPN.018 *did*

Long Syntax: APPN.018 *did*

Description: This event is reserved for future trace use.

Cause: This event is not used.

APPN.019

Level: C-INFO

Short Syntax: APPN.019 *did*

Long Syntax: APPN.019 *did*

Description: This event is reserved for future trace use.

Cause: This event is not used.

APPN.020

Level: C-INFO

Short Syntax: APPN.020 reserved

Long Syntax: APPN.020 reserved

Description: This event is reserved for future use.

Cause: This event is not used.

APPN.021

Level: C-INFO

Short Syntax: APPN.021 *ntvpid*

Long Syntax: APPN.021 *ntvpid*

Description: This event is reserved for future use.

Cause: This event is not used.

APPN.022

Level: C-INFO

Short Syntax: APPN.022 reserved

Long Syntax: APPN.022 reserved

Description: This event is reserved for future use.

Cause: This event is not used.

APPN.023

Level: C-INFO

Short Syntax: APPN.023 DX *st1 st2 st3 st4*

Long Syntax: APPN.023 DX *st1 st2 st3 st4*

Description: Trace DLCX activation, deactivation, and error cases. No data trace.

APPN.024**Level:** C-INFO**Short Syntax:** APPN.024 *** *msg******Long Syntax:** APPN.024 *** *msg******Description:** This message is for general information from APPN CFG

APPN.025**Level:** UE-ERROR**Short Syntax:** APPN.025 *** *msg******Long Syntax:** APPN.025 *** *msg******Description:** This message is for error information from APPN CFG

APPN.026**Level:** UE-ERROR**Short Syntax:** APPN.026 *msg***Long Syntax:** APPN.026 *msg***Description:** This message is from the error log called from EGPE Elog will break the message up into 70 byte strings and passit in pieces to ELS

APPN.027**Level:** C-INFO**Short Syntax:** APPN.027 APPN *msg***Long Syntax:** APPN.027 EGPE/APPN node process was *msg* second.**Description:** Indicates EGPE's MOS scheduler stopped or restarted the node, with time of day

APPN.028**Level:** ALWAYS**Short Syntax:** APPN.028 APPN *msg***Long Syntax:** APPN.028 APPN *msg***Description:** Indicates a critical event in APPN operation (like APPN abend dump)

AppleTalk Phase 2 (AP2)

This chapter describes AppleTalk Phase 2 (AP2) messages. For information on message content and how to use the message, refer to the Introduction.

AP2.003

Level: P-TRACE

Short Syntax: AP2.003 q ovf *src_net/ src_node* -> *dest_net/ dest_node* nt *network*

Long Syntax: AP2.003 queue overflow *src_net/ src_node* -> *dest_net/ dest_node* net *network*

Description: The specified packet caused the forwarder input queue to overflow and was discarded.

AP2.005

Level: UE-ERROR

Short Syntax: AP2.005 pkt trnc *length* pkt ln *received_length* *src_net/ src_node* -> *dst_net/ dst_node*

Long Syntax: AP2.005 packet truncated *length* packet length *received_length* *src_net/ src_node* -> *dst_net/ dst_node*

Description: The physical length of the packet as received was not long enough to contain a packet of the length claimed by the DDP header. Both lengths include only the DDP header and data, and do not include the LAP header or data-link header.

AP2.007

Level: UE-ERROR

Short Syntax: AP2.007 bd hdr cksm frm *src_net/ src_node*, rcv *rcvd_csum*, comp *comp_csum*

Long Syntax: AP2.007 bad header checksum from *src_net/ src_node*, received *rcvd_csum*, computed *comp_csum*

Description: The computed checksum of the specified packet did not match the checksum value in the DDP header.

AP2.008

Level: U-INFO

Short Syntax: AP2.008 no rte *src_net/ src_node* -> *dest_net/ dest_node*

Long Syntax: AP2.008 no route *src_net/ src_node* -> *dest_net/ dest_node*

Description: No routing table entry was found for the destination net while trying to route the specified packet.

AP2.009

Level: UE-ERROR

Short Syntax: AP2.009 hp cnt ovf *src_net/ src_node* -> *dest_net/ dest_node*

Long Syntax: AP2.009 hop count overflow *src_net/ src_node* -> *dest_net/ dest_node*

Description: The specified packet was discarded while attempting forwarding due to overflow of the packet hop count.

Cause: Packets whose hop counts overflow are typically victims of a routing loop. This is usually a temporary condition.

Action: If the problem is excessive or persistent then check for improper network configuration.

AP2.010

Level: UI-ERROR

Short Syntax: AP2.010 no iorb for copy

Long Syntax: AP2.010 no i/o request block to copy packet

Description: The system was making a copy of a directed broadcast packet for internal processing of the packet, and was unable to allocate a system buffer to copy the packet. The packet will still be forwarded, but no local copy will be received.

Cause: There is a buffer shortage in the router. This may be a temporary condition.

AP2.011

Level: UI-ERROR

Short Syntax: AP2.011 No RTMP entry for FwdReq pkt to nt *dest_net*, rcvd nt *network*

Long Syntax: AP2.011 No RTMP entry for FwdReq pkt to net *dest_net*, received net *network*

Description: An Apple NBP Forward request packet was received and either RTMP has no entry for the network or the net is no longer directly connected.

AP2.012

Level: P-TRACE

Short Syntax: AP2.012 *src_net/ src_node* -> *dest_net/ dest_node*

Long Syntax: AP2.012 *src_net/ src_node* -> *dest_net/ dest_node*

Description: The specified AppleTalk packet was forwarded.

AP2.013

Level: UI-ERROR

Short Syntax: AP2.013 pkt too lg *pkt_len* > *max_len* nt *network src_net/ src_node* -> *dest_net/ dest_node*

Long Syntax: AP2.013 packet too large *pkt_len* > *max_len* net *network src_net/ src_node* -> *dest_net/ dest_node*

Description: A packet exceeded the maximum length of a packet on the outgoing network and was discarded.

AP2.014

Level: UI-ERROR

Short Syntax: AP2.014 pkt *src_net/ src_node* -> *dest_net/ dest_node* dsc, rsn *code*

Long Syntax: AP2.014 packet *src_net/ src_node* -> *dest_net/ dest_node* discarded, reason *code*

Description: An outgoing packet was not successfully transmitted for the reason indicated by the error code.

AP2.017**Level:** UE-ERROR**Short Syntax:** AP2.017 bad dst skt *socket***Long Syntax:** AP2.017 bad destination socket *socket***Description:** A locally destined packet had a destination socket on which there was no listener.

AP2.018**Level:** UE-ERROR**Short Syntax:** AP2.018 unk prt tp *type***Long Syntax:** AP2.018 unkown protocol type *type***Description:** A locally destined packet had an unrecognized value in the protocol type field.

AP2.019**Level:** UE-ERROR**Short Syntax:** AP2.019 no uniq nd addr avial nt *network***Long Syntax:** AP2.019 no unique node address available net *network***Description:** The handler was unable to find a unique node address available on this network.**Cause:** There already exist the maximum number of nodes on the network; all node numbers are taken. The net range should be extended.

AP2.020**Level:** C-INFO**Short Syntax:** AP2.020 nt/nd addr assgnd *net_number/ node_number* nt *network***Long Syntax:** AP2.020 net/node address assigned *net_number/ node_number* net *network***Description:** The indicated net / node address has been assigned to the specified interface.

AP2.021**Level:** C-INFO**Short Syntax:** AP2.021 intf up *net_num/ node_num* nt *network***Long Syntax:** AP2.021 interface up *net_num/ node_num* net *network***Description:** The specified interface has secured both a net and node address, and is now up and looking for a zone name.

AP2.022**Level:** C-INFO**Short Syntax:** AP2.022 intf up *net_num/ node_num* zn *zone_name* nt *network***Long Syntax:** AP2.022 interface up *net_num/ node_num* zone *zone_name* net *network***Description:** The specified interface has secured a net, node and zone name, and is now up.

AP2.027**Level:** UI-ERROR**Short Syntax:** AP2.027 no mem for NBP pkt**Long Syntax:** AP2.027 no memory for NBP packet**Description:** An iorb was not available for sending an NBP packet.

AP2.028**Level:** UI-ERROR**Short Syntax:** AP2.028 NBP *type* disc nt *network* rsn *error_code***Long Syntax:** AP2.028 NBP *type* discarded net *network* reason *error_code***Description:** An NBP packet was not sent for the indicated reason.

AP2.029**Level:** P-TRACE**Short Syntax:** AP2.029 NBP *type* snt to net *net_number***Long Syntax:** AP2.029 NBP *type* sent to net *net_number***Description:** An NBP packet was sent to the indicated net.

AP2.031**Level:** UI-ERROR**Short Syntax:** AP2.031 no mem for AARP Probe**Long Syntax:** AP2.031 no memory for AARP Probe**Description:** A buffer was not available for an AARP Probe packet.

AP2.032**Level:** UI-ERROR**Short Syntax:** AP2.032 AARP Probe disc nt *network* rsn *error_code***Long Syntax:** AP2.032 AARP Probe discarded net *network* reason *error_code***Description:** An Apple ARP Probe was not sent for the indicated reason.

AP2.033**Level:** P-TRACE**Short Syntax:** AP2.033 AARP Probe snt nt *network***Long Syntax:** AP2.033 AARP Probe sent net *network***Description:** An Apple ARP Probe was sent on the indicated net.

AP2.034**Level:** C-INFO**Short Syntax:** AP2.034 AARP Rsps match tentative addr, new addr selected nt *network***Long Syntax:** AP2.034 AARP Response match tentative addr, new addr selected nt *network***Description:** An Apple ARP Response was received in response to our probe claiming the tentative address. A new node address was selected for continued probing.

AP2.035**Level:** UE-ERROR**Short Syntax:** AP2.035 Unrec AARP pkt typ *arp_type* rcvd nt *network***Long Syntax:** AP2.035 Unrecognized AARP packet type *arp_type* received net *network***Description:** An Apple ARP packet with an unrecognized type was received.

AP2.036**Level:** P-TRACE**Short Syntax:** AP2.036 AARP Probe rcvd *src_net/ src_node* nt *network***Long Syntax:** AP2.036 AARP Probe received *src_net/ src_node* net *network***Description:** An Apple ARP Probe packet was received.

AP2.037**Level:** UI-ERROR**Short Syntax:** AP2.037 AARP Response disc nt *network* rsn *error_code***Long Syntax:** AP2.037 AARP Response discarded net *network* reason *error_code***Description:** An Apple ARP Response was not sent for the indicated reason.

AP2.038**Level:** P-TRACE**Short Syntax:** AP2.038 AARP Response snt nt *network***Long Syntax:** AP2.038 AARP Response sent net *network***Description:** An Apple ARP Response to a probe was sent on the indicated net.

AP2.039**Level:** UE-ERROR**Short Syntax:** AP2.039 Echo pkt short (*length*) frm *src_net/ src_node* nt *network***Long Syntax:** AP2.039 Echo packet too short (*length* bytes) from *src_net/ src_node* net *network***Description:** An Echo packet was received that was too short to contain the echo packet header.

AP2.040**Level:** U-TRACE**Short Syntax:** AP2.040 Echo pkt, func *function_code*, frm *src_net/ src_node* nt *network***Long Syntax:** AP2.040 Echo packet, echo function *function_code*, received from *src_net/ src_node* net *network***Description:** An Echo Protocol packet, which was not an Echo Request or Echo Reply was received from the specified node. It will not be answered.

AP2.041**Level:** P-TRACE**Short Syntax:** AP2.041 Echo Req frm *src_net/ src_node* nt *network*, rplyng**Long Syntax:** AP2.041 Echo Request from *src_net/ src_node* net *network*, replying**Description:** An Echo Request packet was received from the specified host. A reply will be sent.

AP2.045**Level:** UI-ERROR**Short Syntax:** AP2.045 Echo Rply disc nt *network* rsn *error_code***Long Syntax:** AP2.045 Echo Reply discarded net *network* reason *error_code***Description:** An Echo Reply was not sent for the indicated reason.

AP2.047**Level:** UE-ERROR**Short Syntax:** AP2.047 pkt too short (*length*) net *network***Long Syntax:** AP2.047 Long DDP packet too short for header (*length* bytes) net *network***Description:** A long format DDP packet has been received that is shorter than the length of a long DDP header (13 bytes).

AP2.048**Level:** UE-ERROR**Short Syntax:** AP2.048 pkt too long (*length*) *src_net/ src_node* -> *dst_net/ dst_node***Long Syntax:** AP2.048 Long DDP packet too long (*length* bytes) *src_net/ src_node* -> *dst_net/ dst_node***Description:** A long format DDP packet has been received with more than the limit of 586 bytes of data after the DDP header.

AP2.049**Level:** UE-ERROR**Short Syntax:** AP2.049 DDP rsvd bits *src_net/ src_node* -> *dst_net/ dst_node***Long Syntax:** AP2.049 Long DDP packet reserved bit(s) set *src_net/ src_node* -> *dst_net/ dst_node***Description:** A long format DDP packet has been received with one (or more) of the two reserved bits above the hop count set.

AP2.056**Level:** P-TRACE**Short Syntax:** AP2.056 *source_net/ source_node* -> *destination_net/ destination_node* nt *network* ign**Long Syntax:** AP2.056 *source_net/ source_node* -> *destination_net/ destination_node* net *network* ignored**Description:** An AppleTalk packet was recognized but ignored because AppleTalk forwarding was not enabled on the interface.

AP2.059**Level:** UI-ERROR**Short Syntax:** AP2.059 Ilg zone *zone_name* seed w/o net seed nt *network***Long Syntax:** AP2.059 Illegal zone *zone_name* seed without network seed net *network***Description:** The user configured a zone name for a network in which no network number was configured. The zone name will be ignored.

AP2.060**Level:** UE-ERROR**Short Syntax:** AP2.060 NBP bd cnt *tuple_count* in *type* frm *src_net/ src_node* nt *network***Long Syntax:** AP2.060 NBP bad count *tuple_count* in *type* from *src_net/ src_node* net *network***Description:** The NBP Request packet from the specified host contained an illegal tuple count not equal to 1.

AP2.061**Level:** P-TRACE**Short Syntax:** AP2.061 NBP *type* rcvd frm *src_net/ src_node* nt *network***Long Syntax:** AP2.061 NBP *type* received from *src_net/ src_node* net *network***Description:** An NBP Broadcast Request or Forward Request was received from the specified host.

AP2.062**Level:** U-INFO**Short Syntax:** AP2.062 no knwn zn nm for nt *net_num* in NBP BrRq frm *src_net/ src_node***Long Syntax:** AP2.062 no known zone name for net *net_num* in NBP BrRq from *src_net/ src_node***Description:** An associated zone name for the requested net in a BrRq packet was not found.

AP2.063**Level:** U-INFO**Short Syntax:** AP2.063 zn *zone_name* not fnd in ZIT, NBP BrRq frm *src_net/ src_node***Long Syntax:** AP2.063 zone *zone_name* not found in ZIT, NBP BrRq from *src_net/ src_node***Description:** The requested zone in BrRq from the specified host was not found in the Zone Information Table.

AP2.064**Level:** UI-ERROR**Short Syntax:** AP2.064 no mem for NBP stat block, BrRq frm *src_net/ src_node* ign**Long Syntax:** AP2.064 no memory for NBP status block, BrRq from *src_net/ src_node* ign**Description:** No memory was available for status block to process NBP BrRq from the indicated host.

AP2.065**Level:** UE-ERROR**Short Syntax:** AP2.065 NBP shrt (*length*) frm *src_net/ src_node* nt *network***Long Syntax:** AP2.065 NBP short (*length* bytes) from *src_net/ src_node* nt *network***Description:** An NBP packet was received that is too short to contain the NBP header. The packet will be discarded.

AP2.066**Level:** UE-ERROR**Short Syntax:** AP2.066 NBP bd func *function* frm *src_net/ src_node* nt *network***Long Syntax:** AP2.066 NBP bad function *function* from *src_net/ src_node* nt *network***Description:** An NBP packet was received with an unsupported function code. The packet will be discarded.

AP2.067**Level:** UE-ERROR**Short Syntax:** AP2.067 NBP trnc (*length*) frm *src_net/ src_node* nt *network***Long Syntax:** AP2.067 NBP truncated (*length* bytes) from *src_net/ src_node* nt *network***Description:** An NBP packet was received that is too short to contain the NBP data. The packet will be discarded.

AP2.068**Level:** UE-ERROR**Short Syntax:** AP2.068 NBP *type* ilg *field* len *length* frm *src_net/ src_node* nt *network***Long Syntax:** AP2.068 NBP *type* ilg *field* len *length* from *src_net/ src_node* nt *network***Description:** An NBP packet was received that has an entity name more than 32 characters long. The packet will be discarded.

AP2.069**Level:** P-TRACE**Short Syntax:** AP2.069 NBP *type* snt to net *net_number* node *node_number***Long Syntax:** AP2.069 NBP *type* sent to net *net_number* node *node_number***Description:** An NBP packet was sent to the indicated destination.

AP2.070**Level:** P-TRACE**Short Syntax:** AP2.070 NBP LkUp rcvd frm *src_net/ src_node* nt *network***Long Syntax:** AP2.070 NBP LookUp received from *src_net/ src_node* net *network***Description:** An NBP LookUp Request was received from the specified host.

Address Resolution Protocol (ARP)

This chapter describes Address Resolution Protocol (ARP) messages. For information on message content and how to use the message, refer to the Introduction.

ARP.001

Level: U-INFO

Short Syntax: ARP.001 Q ovf nt *network*

Long Syntax: ARP.001 Queue overflow net *network*

Description: An ARP packet was discarded, rather than being queued, because the queue of unprocessed ARP packets was too long. This means that ARP packets are arriving faster than they can be processed. Note that this event does not get counted in ELS, it is instead counted in the ARP console. The counters (kept per input network) can be read using the ARP>STATISTICS command, in the input packet overflows" section.

Cause: This is often a symptom of a so-called ARP storm". Some packets (usually an IP broadcast) arrive at hosts (usually a popular workstation) which do not recognize the destination address; they then attempt (in contravention of the Host specification) to forward the packet, but to do so they need the ARP mapping. Since they all receive the broadcast at the same time, they all attempt to forward the packet at the same time, and all do an ARP request at the same time.

Action: Prevail on the appropriate host manufacturer to bring their software into compliance with the specification. In the short term, it may be possible to disable the source of the packets, or cause it to use an address that the misbehaving hosts do recognize as a broadcast.

ARP.002

Level: P-TRACE

Short Syntax: ARP.002 Pkt in *operation_type hardware_address_space protocol_type* nt *network ID*

Long Syntax: ARP.002 Packet received *operation_type hardware_address_space protocol_type* net *network ID*

Description: An ARP packet of the type indicated has just arrived for processing.

ARP.003

Level: U-INFO

Short Syntax: ARP.003 Unkwn hdw *hardware_address_space* nt *network ID*

Long Syntax: ARP.003 Unknown hardware space *hardware_address_space* net *network ID*

Description: An incoming ARP packet was received on a network which is not using ARP for address translation in any protocol.

Cause: The gateway is misconfigured.

Action: Correct the configuration.

Cause: A protocol is in use on that network which requires the use of ARP, but the router does not support that protocol.

Action: None.

ARP.004**Level:** UE-ERROR**Short Syntax:** ARP.004 Bd hdw *hardware_address_space hardware_address_length* nt *network ID***Long Syntax:** ARP.004 Bad hardware address space *hardware_address_space hardware_address_length* nt *network ID***Description:** An incoming ARP packet was received with a hardware address space code or hardware address length which does not match the one which should be used on that network.**Cause:** This is probably caused by an error (possible a byte swap problem) in some other equipment on the network.**Action:** Use a network management tool to detect the source host and contact the manufacturer of the equipment and report the problem.

ARP.005**Level:** P-TRACE**Short Syntax:** ARP.005 Unkwn prt *protocol_type* nt *network ID***Long Syntax:** ARP.005 Unknown protocol type *protocol_type* net *network ID***Description:** An incoming ARP packet was received for a protocol for which the router is not using ARP for address translation.**Cause:** The gateway is misconfigured.**Action:** Correct the configuration.**Cause:** A protocol is in use on that network which requires the use of ARP, but the router does not support that protocol.**Action:** None.

ARP.006**Level:** UE-ERROR**Short Syntax:** ARP.006 Bd prt *protocol_type protocol_address_length* nt *network ID***Long Syntax:** ARP.006 Bad protocol address length *protocol_type protocol_address_length* net *network ID***Description:** An incoming ARP packet was received with a protocol address length which does not match the one which should be used on that network.**Cause:** This is probably caused by an error (possible a byte swap problem) in some other equipment on the network.**Action:** Use a network management tool to detect the source host and contact the manufacturer of the equipment and report the problem.

ARP.007**Level:** U-TRACE**Short Syntax:** ARP.007 Mk ent *hardware_address_space protocol_type* nt *network ID***Long Syntax:** ARP.007 Make translation entry *hardware_address_space protocol_type* net *network ID***Description:** An incoming ARP packet addressed to this host contained a mapping which was not in the translation cache. A new cache entry was filled in with the information in the packet.

ARP.008**Level:** UE-ERROR**Short Syntax:** ARP.008 Bd opc *operation_type hardware_address_space protocol_type* nt *network ID***Long Syntax:** ARP.008 Bad operation code *operation_type hardware_address_space protocol_type* net *network ID***Description:** An incoming ARP packet was received with an illegal operation code.**Cause:** This is probably caused by an error (possibly a byte swap problem) in some other equipment on the network.**Action:** Use a network management tool to detect the source host and contact the manufacturer of the equipment and report the problem.

ARP.009**Level:** U-TRACE**Short Syntax:** ARP.009 Rply *hardware_address_space protocol_type* nt *network ID***Long Syntax:** ARP.009 Reply sent *hardware_address_space protocol_type* net *network ID***Description:** An ARP reply is being sent as the result of a request for a translation from another host.

ARP.010**Level:** UI-ERROR**Short Syntax:** ARP.010 Err on rply nt *network ID***Long Syntax:** ARP.010 Transmission error on sending reply net *network ID***Description:** An outgoing ARP or inverse ARP reply packet was dropped as the result of some problem in the router.**Cause:** There are many potential causes of this problem; an overloaded output queue, a down network, etc.**Action:** Consult logging output from the relevant network subsystem for more information.

ARP.011**Level:** U-TRACE**Short Syntax:** ARP.011 Del ent *hardware_address_space protocol_type* nt *network ID***Long Syntax:** ARP.011 Deleting translation entry *hardware_address_space protocol_type* net *network ID***Description:** A translation cache entry timed out (which was not used or refreshed recently) has been deleted. Consult the ARP manual for more details on controlling this process.

ARP.012**Level:** UI-ERROR**Short Syntax:** ARP.012 No iorb fr rqst nt *network ID***Long Syntax:** ARP.012 No buffer for outgoing request packet net *network ID***Description:** An outgoing reply packet was dropped as the result of a lack of buffers in the router.**Cause:** There are many potential causes of this problem; temporary overloads, etc.**Action:** Consult logging output from the rest of the router for more information. If the problem persists, contact Customer Service.

ARP.014**Level:** U-TRACE**Short Syntax:** ARP.014 Rqst *hardware_address_space protocol_type* nt *network ID***Long Syntax:** ARP.014 Translation request sent *hardware_address_space protocol_type* net *network ID***Description:** An ARP translation request is being sent as the result of the transmission of a packet from the router for which the translation of another host's address is needed.

ARP.016**Level:** P-TRACE**Short Syntax:** ARP.016 unkn dst prot ad nt *network ID***Long Syntax:** ARP.016 Unknown destination protocol address net *network ID***Description:** This message is generated when an ARP request specifies an unknown protocol address (i.e. request not for this router).**Cause:** ARP request for a host on this network that is not this router.**Action:** None needed. This is normal for the ARP protocol, all requests are sent as broadcasts.

ARP.017**Level:** UI-ERROR**Short Syntax:** ARP.017 Rqst send failed rsn *reason_code* nt *network ID***Long Syntax:** ARP.017 Transmission of request failed for reason *reason_code* net *network ID***Description:** An outgoing ARP request packet was dropped as the result of some problem in the router. The *reason_code* gives the cause.**Cause:** Miscellaneous handler error. (Reason code 1.)**Action:** Check for error messages from handler for *network_name*.**Cause:** Output queue overflow, or other flow control. (Reason code 2.)**Action:** Alleviate congestion.**Cause:** Network down. (Reason code 3.)**Action:** See why handler thinks network is down.**Cause:** Dropped by handler to avoid looping, or bad broadcast. (Reason code 4.)**Action:** Check configuration.**Cause:** Host down. (Reason code 5.)**Action:** See why handler thinks host is down.

ARP.018**Level:** UI-ERROR**Short Syntax:** ARP.018 rcv: No mem for cache ent, prot *protocol_type* nt *network ID***Long Syntax:** ARP.018 receive: No memory for cache entry, protocol *protocol_type* net *network ID***Description:** During the input processing of an ARP packet, the router did not have memory available to make an ARP cache entry for the given protocol.**Cause:** The router is extremely low on heap memory.

Action: Find some way to reduce memory usage.

ARP.019

Level: UI-ERROR

Short Syntax: ARP.019 xmt: No mem for cache ent, prot *protocol_type* nt *network ID*

Long Syntax: ARP.019 transmit: No memory for cache entry, protocol *protocol_type* net *network ID*

Description: During the output processing of an ARP packet, the router did not have memory available to make an ARP cache entry for the given protocol.

Cause: The router is extremely low on heap memory.

Action: Find someway to reduce memory usage.

ARP.020

Level: U-TRACE

Short Syntax: ARP.020 Inverse Rply sent *hardware_address_space protocol_type* nt *network ID*

Long Syntax: ARP.020 Inverse Reply sent *hardware_address_space protocol_type* net *network ID*

Description: An inverse ARP reply is being sent as the result of a request for a translation from another host.

ARP.021

Level: P-TRACE

Short Syntax: ARP.021 inv arp req drp, no prot addr for prot *protocol_type* nt *network ID*

Long Syntax: ARP.021 inverse ARP request dropped, no protocol address *protocol_type* nt *network ID*

Description: This message is generated when an inverse ARP request arrives but can not be answered and is discarded because the router does not have a protocol addresses for the requested protocol on the interface.

Cause: The router either does not have the protocol configured on the interface, or protocol initialization on the interface is not complete, or inverse ARP is not configured for this protocol, inverse ARP is not supported for this protocol.

Action: None needed. This is normal.

Cause: If the protocol requested is AppleTalk, The router may still be in the process of going through its probe logic before the AppleTalk protocol address is valid.

Action: None needed. This is normal.

ARP.022

Level: U-TRACE

Short Syntax: ARP.022 Inv Rqst sent *hardware_address_space protocol_type* to *hardware_address* nt *network ID*

Long Syntax: ARP.022 Inverse Request sent *hardware_address_space protocol_type* to *hardware_address* net *network ID*

Description: An inverse ARP request is being sent in an attempt to inform the other side of our protocol address.

ARP.030**Level:** U-INFO**Short Syntax:** ARP.030 ATM CIP NtDwn: Clnt prot/addr *protocol_number/protocol_address* nt *network ID***Long Syntax:** ARP.030 ATM CIP NetDown: Client protocol/proto addr *protocol_number/protocol_address* nt *network ID***Description:** This client has received a net down up call. All channels and calls will be cleared. Upon receiving a NetUp upcall, the interface will attempt to reestablish all calls.

ARP.031**Level:** U-INFO**Short Syntax:** ARP.031 ATM CIP NtUp: Clnt prot/addr *protocol_number/protocol_address* nt *network ID***Long Syntax:** ARP.031 ATM CIP NetUp: Clnt prot/addr *protocol_number/protocol_address* net *network ID***Description:** This client has received a net up. If already up, this client will do nothing. If down, the client will register the address, place and receive calls, and will reopen any configured PVCs.

ARP.032**Level:** C-INFO**Short Syntax:** ARP.032 ATM CIP AddrStateChg (Active): Clnt prot/addr *protocol_number/protocol_address* nt *network ID***Long Syntax:** ARP.032 ATM CIP AddrStateChg (Active): Clnt prot/addr *protocol_number/protocol_address* nt *network ID***Description:** This client has received an address state change from the switch. This means that the address ESI and SEL have been registered with the switch. The client can proceed in setting up and receiving calls

ARP.033**Level:** C-INFO**Short Syntax:** ARP.033 ATM CIP UNI Vers rcved: Clnt prot/addr *protocol_number/protocol_address* nt *network ID***Long Syntax:** ARP.033 ATM CIP UNI Vers rcved: Clnt prot/addr *protocol_number/protocol_address* nt *network ID***Description:** This client has received a net down up call. All channels and calls will be cleared. Upon receiving a NetUp upcall, the interface will attempt to reestablish all calls.

ARP.034**Level:** UI-ERROR**Short Syntax:** ARP.034 ATM CIP GetAddrByHandle rc= *return_code*: Clnt prot/addr *protocol_number/protocol_address* nt *network ID***Long Syntax:** ARP.034 ATM CIP GetAddrByHandle rc= *return_code*: Clnt prot/addr *protocol_number/protocol_address* nt *network ID***Description:** While attempting to get the address from the switch, an error was detected.

ARP.035**Level:** UI-ERROR**Short Syntax:** ARP.035 ATM CIP LlcOpenCallSap rc= *return_code*: Clnt prot/addr *protocol_number/ protocol_address* nt *network ID***Long Syntax:** ARP.035 ATM CIP LlcOpenCallSap rc= *return_code*: Clnt prot/addr *protocol_number/ protocol_address* nt *network ID***Description:** While attempting to open a call sap, an error was detected. A call sap is required in order to place or receive ATM calls to a remote destination.

ARP.036**Level:** UE-ERROR**Short Syntax:** ARP.036 ATM CIP Addr Deactivated!: Clnt prot/addr *protocol_number/ protocol_address* nt *network ID***Long Syntax:** ARP.036 ATM CIP Addr Deactivated!: Clnt prot/addr *protocol_number/ protocol_address* nt *network ID***Description:** The ATM address for this client was deactivated. All calls are deleted. This client will be waiting for the address to be reactivated. PVCs will still remain operable.

ARP.037**Level:** UE-ERROR**Short Syntax:** ARP.037 ATM CIP Addr Refused!: Clnt prot/addr *protocol_number/ protocol_address* nt *network ID***Long Syntax:** ARP.037 ATM CIP Addr Refused!: Clnt prot/addr *protocol_number/ protocol_address* nt *network ID***Description:** The requested address has been refused by the switch.**Cause:** The likely cause is that a duplicate MAC address is already registered with the switch.

ARP.038**Level:** UI-ERROR**Short Syntax:** ARP.038 ATM CIP AddrStChg unknown: Clnt prot/addr *protocol_number/ protocol_address* nt *network ID***Long Syntax:** ARP.038 ATM CIP AddrStChg unknown: Clnt prot/addr *protocol_number/ protocol_address* nt *network ID***Description:** The Address State Change function was invoked, but the requested state is unknown.

ARP.039**Level:** UI-ERROR**Short Syntax:** ARP.039 ATM CIP LecslstReport?:**Long Syntax:** ARP.039 ATM CIP LecslstReport?:**Description:** An internal malfunction. The specified function was invoked on a classical IP client for which no such function is defined.

ARP.040**Level:** U-INFO**Short Syntax:** ARP.040 ATM CIP ReceiveCall: Clnt prot/addr *protocol_number/protocol_address* nt *network ID***Long Syntax:** ARP.040 ATM CIP ReceiveCall: Clnt prot/addr *protocol_number/protocol_address* nt *network ID***Description:** A call was received by this client. ARP_87 will be displayed (Remote Client ATM Address) following ARP_40 if there is a valid Cdb.

ARP.041**Level:** UE-ERROR**Short Syntax:** ARP.041 ATM CIP HangUpCall (invld PCR): Clnt prot/addr *protocol_number/ protocol_address* nt *network ID***Long Syntax:** ARP.041 ATM CIP HangUpCall (invld PCR): Clnt prot/addr *protocol_number/protocol_address* nt *network ID***Description:** A call was received by this client where the Peak Cell Rate specified was greater than the allowed maximum. The call release cause is RJT_IE_PARM_VALUE, PRM_FWD_PEAQRATE_LP.

ARP.042**Level:** UE-ERROR**Short Syntax:** ARP.042 ATM CIP OpenDataPath failr(*return_code*): Clnt prot/addr *protocol_number/ protocol_address* nt *network ID***Long Syntax:** ARP.042 ATM CIP OpenDataPath failr(*return_code*): Clnt prot/addr *protocol_number/ protocol_address* nt *network ID***Description:** When attempting to open up a data path with the specified parameters, a failure occurred. The call will be hung up with the appropriate cause code.

ARP.043**Level:** UE-ERROR**Short Syntax:** ARP.043 ATM CIP atmRcvCallAck fail(*return_code*): Clnt prot/addr *protocol_number/ protocol_address* nt *network ID***Long Syntax:** ARP.043 ATM CIP atmRcvCallAck fail(*return_code*): Clnt prot/addr *protocol_number/ protocol_address* nt *network ID***Description:** When attempting to acknowledge the incoming call, a failure occurred.**Cause:** The cause is an internal control block problem.

ARP.044**Level:** C-INFO**Short Syntax:** ARP.044 ATM CIP PlaceCallAck: Clnt prot/addr *protocol_number/ protocol_address* nt *network ID***Long Syntax:** ARP.044 ATM CIP PlaceCallAck: Clnt prot/addr *protocol_number/ protocol_address* nt *network ID***Description:** A call that we have placed has been received and acknowledged by the remote destination. We will open up a data path to the remote side, and will begin transmitting and receiving on the VCC. ARP_87 will be displayed (Remote Client ATM Address) following ARP_44

ARP.045**Level:** U-INFO**Short Syntax:** ARP.045 ATM CIP atmArpDisconnectCall: NULL CORRELATOR received**Long Syntax:** ARP.045 ATM CIP atmArpDisconnectCall: NULL CORRELATOR received**Description:** A call was released immediately before we received it.

ARP.046**Level:** U-INFO**Short Syntax:** ARP.046 ATM CIP atmArpDisconnectCall: CInt prot/addr *protocol_number/protocol_address* nt *network ID***Long Syntax:** ARP.046 ATM CIP atmArpDisconnectCall: CInt prot/addr *protocol_number/protocol_address* nt *network ID***Description:** Either a call already active, or a call that we are placing has been released. The reason for the release is shown in additional ELS messages. This is a normal occurrence. If the channel is required, we will reinitiate it. Control channels, for example are retried every 15 seconds until we connect to the server.**Cause:** Either the network or the remote user has released the call.

ARP.047**Level:** U-INFO**Short Syntax:** ARP.047 ATM CIP atmArpDiscCall: rsn= *reason_code*, cause= *cause_code*, diagLen= *diag_len*, diagData[0]= *diag_data***Long Syntax:** ARP.047 ATM CIP atmArpDiscCall: rsn= *reason_code*, cause= *cause_code*, diagLen= *diag_len*, diagData[0]= *diag_data***Description:** The information in this message is the reason for which the call has been released.

ARP.048**Level:** U-INFO**Short Syntax:** ARP.048 ATM CIP atmArpDiscCall: vpi= *vcc_vpi*, vci= *vcc_vci*, AtmAddr= *vcc_remote_atm_address***Long Syntax:** ARP.048 ATM CIP atmArpDiscCall: vpi= *vcc_vpi*, vci= *vcc_vci*, AtmAddr= *vcc_remote_atm_address***Description:** The information in this message is the channel vpi/vci, and remote atm address of the channel that is being disconnected.

ARP.049**Level:** U-INFO**Short Syntax:** ARP.049 ATM CIP atmArpDiscCall WalkDwn PCR= *walk_down_PCR*, SCR= *walk_down_SCR*:CInt prot/addr *protocol_num/protocol_address* nt *network ID***Long Syntax:** ARP.049 ATM CIP atmArpDiscCall WalkDwn PCR= *walk_down_PCR*, SCR= *walk_down_SCR*:CInt prot/addr *protocol_num/protocol_address* nt *network ID***Description:** The call that was released, was released due to cell rate. The MSS code will attempt to walk down to commonly used data rates in order to establish a connection with the target listed in ARP_48.**Cause:** Either the network or the remote user has released the call due to cell rate mismatches.

ARP.050**Level:** UI-ERROR**Short Syntax:** ARP.050 ATM CIP ArpDisconnectLeaf?:**Long Syntax:** ARP.050 ATM CIP ArpDisconnectLeaf?:**Description:** An internal malfunction. The specified function was invoked on a classical IP client for which no such function is defined.

ARP.051**Level:** C-TRACE**Short Syntax:** ARP.051 ATM CIP atmArpRcvFrame: (prot = *protocol_number*) nt *network ID***Long Syntax:** ARP.051 ATM CIP atmArpRcvFrame: (prot = *protocol_number*) nt *network ID***Description:** A 1483 encapsulated packet has been received for the protocol number in the message on the interface in the message. This will occur for all packets received if this trace point is turned on.

ARP.052**Level:** UE-ERROR**Short Syntax:** ARP.052 ATM CIP atmArpRcvFrame: Unknown prot = *protocol_number* nt *network ID***Long Syntax:** ARP.052 ATM CIP atmArpRcvFrame: Unknown prot = *protocol_number* nt *network ID***Description:** A packet with an unknown protocol ID has been received off of the specified network. This may or may not be expected traffic. In any event, the packet will be discarded. No forwarding will occur.

ARP.053**Level:** UI-ERROR**Short Syntax:** ARP.053 ATM CIP atmArpAddLeafAck?:**Long Syntax:** ARP.053 ATM CIP atmArpAddLeafAck?:**Description:** An internal malfunction. The specified function was invoked on a classical IP client for which no such function is defined.

ARP.054**Level:** UI-ERROR**Short Syntax:** ARP.054 ATM CIP atmArpInit Registr failure (rc= *return_code*): Clnt prot/addr *protocol_number*/ *protocol_address* nt *network ID***Long Syntax:** ARP.054 ATM CIP atmArpInit Registr failure (rc= *return_code*): Clnt prot/addr *protocol_number*/ *protocol_address* nt *network ID***Description:** This client has failed to register as a user to the underlying device driver and net handler. This client will be inoperable.**Action:** Reboot the router and contact the appropriate service personnel.

ARP.055**Level:** C-INFO**Short Syntax:** ARP.055 ATM CIP atmArpInit Registr successful: Clnt prot/addr *protocol_number/ protocol_address* nt *network ID***Long Syntax:** ARP.055 ATM CIP atmArpInit Registr successful: Clnt prot/addr *protocol_number/ protocol_address* nt *network ID***Description:** This client has successfully registered with the underlying device driver and net handler. This is normal initialization.

ARP.056**Level:** UI-ERROR**Short Syntax:** ARP.056 ATM CIP atmArpInit OpnBffFrmSap Failed (*rc= return_code*): Clnt prot/addr *protocol_number/ protocol_address* nt *network ID***Long Syntax:** ARP.056 ATM CIP atmArpInit OpnBffFrmSap Failed (*rc= return_code*): Clnt prot/addr *protocol_number/ protocol_address* nt *network ID***Description:** This client has failed while opening a buffered frame sap. This is cause by an internal error. This client will be inoperable.**Action:** Reboot the router and contact the appropriate service personelle.

ARP.057**Level:** C-INFO**Short Syntax:** ARP.057 ATM CIP atmArpInit Address Activation pending: Clnt prot/addr *protocol_number/ protocol_address* nt *network ID***Long Syntax:** ARP.057 ATM CIP atmArpInit Address Activation pending: Client *protocol/address protocol_number/ protocol_address* net *network ID***Description:** This client has initiated the sequence that registers the client ATM address with the switch. When the registration completes, another message of Address State change will be logged describing the status of the clients ATM address.**Action:** No action required. This is normal processing.

ARP.058**Level:** C-INFO**Short Syntax:** ARP.058 ATM CIP atmArpInit Address Activation success: Clnt prot/addr *protocol_number/ protocol_address* nt *network ID***Long Syntax:** ARP.058 ATM CIP atmArpInit Address Activation success: Clnt prot/addr *protocol_number/ protocol_address* nt *network ID***Description:** This client has been successful at activating an address.

ARP.059**Level:** CE_ERROR**Short Syntax:** ARP.059 ATM CIP:AAL IE:Not prsnt, or Invlid AAL type (*x AAL_type*)**Long Syntax:** ARP.059 ATM CIP:AAL IE:Not present, or Invalid AAL type (*x AAL_type*)**Description:** Invalid AAL type, AAL type should be AAL5

ARP.060**Level:** CE_ERROR**Short Syntax:** ARP.060 ATM CIP:AAL IE:Invlid fwd max SDU sz (*fwd_max_SDU_size*)**Long Syntax:** ARP.060 ATM CIP:AAL IE:Invalid forward maximum SDU size (*fwd_max_SDU_size*)**Description:** Forward maximum SDU size is not valid

ARP.061**Level:** CE_ERROR**Short Syntax:** ARP.061 ATM CIP:AAL IE:Invlid bak max SDU sz for P2P call (*bak_max_SDU_size*)**Long Syntax:** ARP.061 ATM CIP:AAL IE:Invalid backward maximum SDU size for Point-to-Point Call (*bak_max_SDU_size*)**Description:** For a point-to-point call, the backward maximum SDU size is invalid

ARP.062**Level:** CE_ERROR**Short Syntax:** ARP.062 ATM CIP:AAL IE:Invlid bak max SDU sz for P2MP call (*bak_max_SDU_size*)**Long Syntax:** ARP.062 ATM CIP:AAL IE:Invalid backward maximum SDU size for Point-to-MultiPoint Call (*bak_max_SDU_size*)**Description:** For a point-to-multipoint call, the backward maximum SDU size is invalid, should be zero or one

ARP.066**Level:** CE_ERROR**Short Syntax:** ARP.066 ATM CIP:AAL IE:Invlid SSCS type (x *SSCS_type*)**Long Syntax:** ARP.066 ATM CIP:AAL IE:Invalid SSCS type (x *SSCS_type*)**Description:** Invalid SSCS type, SSCS type should be null

ARP.067**Level:** CE_ERROR**Short Syntax:** ARP.067 ATM CIP:Cell Rate IE:Fwd SCR(CLP=0+1) excds max *fwd_sustainable_rate***Long Syntax:** ARP.067 ATM CIP:Cell Rate IE:Forward Sustainable Cell Rate(CLP=0+1) exceeds maximum *fwd_sustainable_rate***Description:** Forward Sustainable Cell Rate for low priority data exceeds maximum reserved cell rate

ARP.068**Level:** CE_ERROR**Short Syntax:** ARP.068 ATM CIP:Cell Rate IE:Fwd SCR(CLP=0) excds max
*fwd_sustainable_rate***Long Syntax:** ARP.068 ATM CIP:Cell Rate IE:Forward Sustainable Cell Rate(CLP=0)
exceeds maximum *fwd_sustainable_rate***Description:** Forward Sustainable Cell Rate for high priority data exceeds maximum reserved cell rate

ARP.069**Level:** CE_ERROR**Short Syntax:** ARP.069 ATM CIP:Cell Rate IE:Fwd PCR(CLP=0+1) excds max
*fwd_peak_rate***Long Syntax:** ARP.069 ATM CIP:Cell Rate IE:Forward Peak Cell Rate(CLP=0+1) exceeds
maximum *fwd_peak_rate***Description:** Forward Peak Cell Rate for low priority data exceeds maximum reserved cell rate

ARP.070**Level:** CE_ERROR**Short Syntax:** ARP.070 ATM CIP:Cell Rate IE:Bak SCR(CLP=0+1) excds max
*bak_sustainable_rate***Long Syntax:** ARP.070 ATM CIP:Cell Rate IE:Backward Sustainable Cell Rate(CLP=0+1)
exceeds maximum *bak_sustainable_rate***Description:** Backward Sustainable Cell Rate for low priority data exceeds maximum reserved cell rate

ARP.071**Level:** CE_ERROR**Short Syntax:** ARP.071 ATM CIP:Cell Rate IE:Bak SCR(CLP=0) excds max
*bak_sustainable_rate***Long Syntax:** ARP.071 ATM CIP:Cell Rate IE:Backward Sustainable Cell Rate(CLP=0)
exceeds maximum *bak_sustainable_rate***Description:** Backward Sustainable Cell Rate for high priority data exceeds maximum reserved cell rate

ARP.072**Level:** CE_ERROR**Short Syntax:** ARP.072 ATM CIP:Cell Rate IE:Bak PCR(CLP=0+1) excds max
*bak_peak_rate***Long Syntax:** ARP.072 ATM CIP:Cell Rate IE:Backward Peak Cell Rate(CLP=0+1)
exceeds maximum *bak_peak_rate***Description:** Backward Peak Cell Rate for low priority data exceeds maximum reserved cell rate

ARP.073**Level:** CE_ERROR**Short Syntax:** ARP.073 ATM CIP:Bearer IE:Invlid class (x *bearer_class*)**Long Syntax:** ARP.073 ATM CIP:Bearer IE:Invalid class (x *bearer_class*)**Description:** Invalid bearer class, bearer class should be class C or class X

ARP.074**Level:** CE_ERROR**Short Syntax:** ARP.074 ATM CIP:Bearer IE:Invlid conn type (x *conn_type*)**Long Syntax:** ARP.074 ATM CIP:Bearer IE:Invalid connection type (x *conn_type*)**Description:** Invalid connection type, connection type should be point-to-point

ARP.075**Level:** CE_ERROR**Short Syntax:** ARP.075 ATM CIP:QOS IE:Invlid fwd QOS class (x *fwd_QOS*)**Long Syntax:** ARP.075 ATM CIP:QOS IE:Invalid forward QOS class (x *fwd_QOS*)**Description:** Connection is best effort service, and forward Quality Of Service should be QOS class 0

ARP.076**Level:** CE_ERROR**Short Syntax:** ARP.076 ATM CIP:QOS IE:Invlid bak QOS class (x *bak_QOS*)**Long Syntax:** ARP.076 ATM CIP:QOS IE:Invalid backward QOS class (x *bak_QOS*)**Description:** Connection is best effort, and backward Quality Of Service should be QOS class 0

ARP.077**Level:** CE_ERROR**Short Syntax:** ARP.077 ATM CIP:Calling Party addr IE not prsnt**Long Syntax:** ARP.077 ATM CIP:Calling Party address IE not present**Description:** Calling Party address IE is not present

ARP.078**Level:** CE_ERROR**Short Syntax:** ARP.078 ATM CIP:Calling Party Addr IE:Invlid ATM addr lngth (*remote_addr_length*)**Long Syntax:** ARP.078 ATM CIP:Calling Party Addr IE:Invalid ATM address length (*remote_addr_length*)**Description:** Calling Party Address IE has invalid ATM address length

ARP.079**Level:** CE_ERROR**Short Syntax:** ARP.079 ATM CIP:Calling Party Addr IE:ATM addr fld scrn**Long Syntax:** ARP.079 ATM CIP:Calling Party Addr IE:ATM address failed screening**Description:** ATM address was verified and did not pass screening

ARP.080**Level:** CE_ERROR**Short Syntax:** ARP.080 ATM CIP:Calling Party Addr IE:Invl ATM addr**Long Syntax:** ARP.080 ATM CIP:Calling Party Address IE:Invalid ATM address**Description:** Format of ATM address is incorrect, only private ATM address format is supported

ARP.081**Level:** CE_ERROR**Short Syntax:** ARP.081 ATM CIP:BLLI IE:Invl L2 prtcl (x *l2prot*)**Long Syntax:** ARP.081 ATM CIP:BLLI IE:Invalid Layer 2 protocol (x *l2prot*)**Description:** BLLI IE contains an invalid Layer 2 protocol, Layer 2 protocol should be 12 (ISO 8802/2)

ARP.082**Level:** UI-ERROR**Short Syntax:** ARP.082 ATM CIP:ArpFix No Client Address match: Clnt prot *protocol_number* nt *network ID***Long Syntax:** ARP.082 ATM CIP:ArpFix No Client Address match: Client protocol *protocol_number* net *network ID***Description:** While attempting to set up a configured PVC or SVC, no match was found to determine the correct client to associate the PVC or SVC with.

ARP.083**Level:** UI-ERROR**Short Syntax:** ARP.083 ATM CIP:ArpFix Invl user or frm sap hndl: Clnt prot/addr *protocol_number/ protocol_address* nt *network ID***Long Syntax:** ARP.083 ATM CIP:ArpFix Invalid user or frame sap handle: Clnt prot/addr *protocol_number/ protocol_address* nt *network ID***Description:** While attempting to set up a configured PVC or SVC, the client user handle or frame sap handle was NULL.

ARP.084**Level:** UI-ERROR**Short Syntax:** ARP.084 ATM CIP:ArpFix OpnDataPath Failure (rc= *return_code*): Clnt prot/addr *protocol_number/ protocol_address* nt *network ID***Long Syntax:** ARP.084 ATM CIP:ArpFix OpnDataPath Failure (rc= *return_code*): Client protocol/addr *protocol_number/ protocol_address* network *network ID***Description:** While attempting to initialize the hardware to set up a specific PVC, a failure was detected.

ARP.085**Level:** UI-ERROR**Short Syntax:** ARP.085 ATM CIP:ArpFix Cll sap invld: Clnt prot/addr *protocol_number/protocol_address* nt *network ID***Long Syntax:** ARP.085 ATM CIP:ArpFix Call sap invalid: Client protocol/address *protocol_number/ protocol_address* network *network ID***Description:** While attempting to set up a configured SVC, the client user does not have a valid call sap.

ARP.086**Level:** UI-ERROR**Short Syntax:** ARP.086 ATM CIP: atmPlaceCall Failure (rc= *return_code*): Clnt prot/addr *protocol_number/ protocol_address* nt *network ID***Long Syntax:** ARP.086 ATM CIP: atmPlaceCall Failure (rc= *return_code*): Client protocol/address *protocol_number/ protocol_address* net *network ID***Description:** While attempting to set up a configured SVC, the services of the device driver returned a value other than SUCCESS.

ARP.087**Level:** U-INFO**Short Syntax:** ARP.087 ATM CIP: Remote station : AtmAddr= *vcc_remote_atm_address***Long Syntax:** ARP.087 ATM CIP: Remote station : AtmAddr= *vcc_remote_atm_address***Description:** Setting up a configured SVC. This is the ATM address of the remote client. This message precedes ARP_88 on a PlaceCall SUCCESS and follows ARP_86 on a PlaceCall Failure.. This message is also displayed following ARP_40 and ARP_44

ARP.088**Level:** C-INFO**Short Syntax:** ARP.088 ATM CIP: atmPlaceCall Success: Clnt prot/addr *protocol_number/protocol_address* nt *network ID***Long Syntax:** ARP.088 ATM CIP: atmPlaceCall Success: Clnt protocol/address *protocol_number/ protocol_address* net *network ID***Description:** A call was successfully placed. This channel should show up on the new channel list. It has not yet been answered. When it is answered, a PlaceCallAck message will appear in the log.

ARP.089**Level:** U-INFO**Short Syntax:** ARP.089 ATM CIP: chan aged: vpi= *vcc_vpi*, vci= *vcc_vci*, AtmAddr= *vcc_remote_atm_address***Long Syntax:** ARP.089 ATM CIP: channel aged out: vpi= *vcc_vpi*, vci= *vcc_vci*, AtmAddr= *vcc_remote_atm_address***Description:** The channel has been disconnected due to inactivity. The information in this message is the channel vpi/vci, and remote atm address of the channel that is being disconnected.

ARP.090**Level:** UE-ERROR**Short Syntax:** ARP.090 ATM CIP:Disconnect of cntrl vcc: Clnt prot/addr *protocol_number/protocol_address* nt *network ID***Long Syntax:** ARP.090 ATM CIP:Disconnect of control vcc: Client protocol/address *protocol_number/ protocol_address* net *network ID***Description:** An active control channel has been disconnected. Resolution of addresses not currently in the ARP cache will be disrupted until a new control channel is active.

ARP.091**Level:** C-INFO**Short Syntax:** ARP.091 ATM CIP:Disconnect of cntrl vcc: Clnt prot/addr *protocol_number/protocol_address* nt *network ID***Long Syntax:** ARP.091 ATM CIP:Disconnect of control vcc: Client protocol/address *protocol_number/ protocol_address* net *network ID***Description:** An active control channel has been established. Resolution of addresses not currently in the ARP cache will now begin.

ARP.092**Level:** U-TRACE**Short Syntax:** ARP.092 ATM CIP: Mk ent *protocol_number/ protocol_address* nt *network ID***Long Syntax:** ARP.092 ATM CIP: Make ATM Arp entry prot/addr *protocol_number/protocol_address* nt *network ID***Description:** An incoming ATM ARP packet addressed to this host contained a mapping which was not in the translation cache. A new cache entry was filled in with the information in the packet.

ARP.093**Level:** U-TRACE**Short Syntax:** ARP.093 ATM CIP: Mv ent *protocol_number/ protocol_address* nt *network ID***Long Syntax:** ARP.093 ATM CIP: Move ATM Arp entry prot/addr *protocol_number/protocol_address* nt *network ID***Description:** An incoming ATM ARP packet addressed to this host arrived on a fixed channel and contained a mapping which was in the translation cache but used a non-fixed channel. The ARP entry was updated to use the fixed channel.

ARP.094**Level:** U-TRACE**Short Syntax:** ARP.094 ATM CIP: Rslv ent *protocol_number/ protocol_address* nt *network ID***Long Syntax:** ARP.094 ATM CIP: Resolve ATM Arp entry prot/addr *protocol_number/protocol_address* nt *network ID***Description:** An incoming ATM ARP or InARP packet addressed to this host contained a mapping whose protocol address was in the ARP cache, but had no channel attached. The ARP entry was updated to use the ATM address provided in the ARP packet. The ARP entry was attached to this channel.

ARP.095**Level:** U-TRACE**Short Syntax:** ARP.095 ATM CIP: InArp Req sent *vpi/ vci protocol_type nt network ID***Long Syntax:** ARP.095 ATM CIP: Inverse Arp request sent *vpi= vpi, vci= vci prot protocol_type net network ID***Description:** An InARP translation request is being sent on channel with given vpi and vci in an attempt to find a protocol address for the destination ATM address.

ARP.096**Level:** U-TRACE**Short Syntax:** ARP.096 ATM CIP: Arp_send NULL channel detected, nt *network ID***Long Syntax:** ARP.096 ATM CIP: Arp_send NULL channel detected, net *network ID***Description:** An outgoing arp packet was to be transmitted, but the channel to the ARP Server is not active. The packet will be discarded.

ARP.097**Level:** U-TRACE**Short Syntax:** ARP.097 ATM CIP: Arp Req sent *protocol_number/ protocol_address nt network ID***Long Syntax:** ARP.097 ATM CIP: ATM Arp request sent *prot/addr protocol_number/ protocol_address net network ID***Description:** An ARP translation request is being sent to the ATM Arp server in an attempt to find an ATM address for the given protocol address

ARP.098**Level:** CE_ERROR**Short Syntax:** ARP.098 ATM CIP: Dup ent *protocol_number/ protocol_address nt network ID***Long Syntax:** ARP.098 ATM CIP: Dup ATM Arp entry *prot/addr protocol_number/ protocol_address nt network ID***Description:** An incoming ATM ARP or InARP packet addressed to this host contained a mapping whose protocol address was in the ARP cache and had a channel associated, but had a different ATM Address associated. The ARP packet was ignored.

ARP.099**Level:** P_TRACE**Short Syntax:** ARP.099 Trace ARP/ATMARP frame**Long Syntax:** ARP.099 Trace ARP/ATMARP frame**Description:** Packet tracing for the the ATM ARP component.

ARP.100**Level:** UE-ERROR**Short Syntax:** ARP.100 DROP: Bridging not enabled on VCC (vpi= *vpi*, vci= *vci*), nt *network ID***Long Syntax:** ARP.100 DROP: Bridging not enabled on VCC (vpi= *vpi*, vci= *vci*), network *network ID***Description:** A frame was received on a bridge type defined in RFC 1483. However, since bridging has not been enabled on this circuit, frame is being discarded.**Cause:** In a point-to-point WAN connection, this indicates that bridging is enabled on one end point router, and disabled on another. This is an illegal configuration.**Action:** Either enable proper bridging behavior on both ends of the circuit or disable bridging on the bridge ports connected to this VCC. In other words, you must enable or disable bridging at both ends of the circuit.

ARP.101**Level:** C-INFO**Short Syntax:** ARP.101 DROP: Bridge port (*portnum*) not fwding on VCC (vpi= *vpi*, vci= *vci*), nt *network ID***Long Syntax:** ARP.101 DROP: Bridge port (*portnum*) not forwarding on VCC (vpi= *vpi*, vci= *vci*), network *network ID***Description:** A bridge frame is being discarded as a bridge port is not in forwarding state.**Cause:** It could be that port has just come up and is progressing from blocking to listening to learning to forwarding state, or that Spanning Tree Protocol has determined that this port should stay in blocked state as a backup port.

ARP.102**Level:** UE-ERROR**Short Syntax:** ARP.102 DROP: *source_mac*-> *dest_mac*, Frame to bdg port behav mismatch on VCC (vpi= *vpi*, vci= *vci*), nt *network ID***Long Syntax:** ARP.102 DROP: *source_mac*-> *dest_mac*, Frame to bridge port behavior mismatch on VCC= (vpi= *vpi*, vci= *vci*), network *network ID***Description:** A bridged frame has been received and is being discarded due to mismatch in the frame type versus the bridge port behavior.**Cause:** Either a source routed frame was received on a bridge port where source routing is disabled, or a transparent frame was received on a bridge port where transparent bridging is disabled.**Action:** Enable proper bridging behavior on both ends of the circuit, or disable bridging on the bridge ports connected to this VCC.

ARP.103**Level:** UE-ERROR**Short Syntax:** ARP.103 Unsupported bdg frame type = 0x *type*, VCC (vpi= *vpi*, vci= *vci*) on nt *network ID***Long Syntax:** ARP.103 Unsupported bridge frame type = 0x *type* from VCC (vpi= *vpi*, vci= *vci*) on network *network ID***Description:** An unsupported bridge frame type has been encountered and the frame has been discarded.

Cause: Either a 802.4 bridge frame, a 802.6 bridge frame, or a bridge frame with a bridge protocol ID that is not supported by RFC 1483 has been received.

Action: Ensure compatible bridging behavior is configured on both ends of the circuit and contact customer service if the problem still occurs.

ARP.104

Level: UI-ERROR

Short Syntax: ARP.104 Unrecgnz outgoing bdg frame type = *type* on VCC (vpi= *vpi*, vci= *vci*) on nt *network ID*

Long Syntax: ARP.104 Unrecognized outgoing bridge frame type = *type* on VCC (vpi= *vpi*, vci= *vci*) on network *network ID*

Description: An unrecognized outgoing bridge frame type. Bridge has asked the ATM interface to send out a frame whose type cannot be translated into the encapsulation defined in RFC 1483.

Cause: Software problem

Action: Contact customer service

ARP.105

Level: UE-ERROR

Short Syntax: ARP.105 Unsupported ethertype = 0x *etype* (OUI = 0x *oui*) on VCC (vpi= *vpi*, vci= *vci*) on nt *network ID*

Long Syntax: ARP.105 Unsupported ethernet type = 0x *etype* (OUI = 0x *oui*) on VCC (vpi= *vpi*, vci= *vci*) on network *network ID*

Description: An unsupported ethernet type has been encountered.

Cause: Software out of date or incompatible, contact customer service.

ARP.106

Level: U-INFO

Short Syntax: ARP.106 ATM CIP: Var *msgType* info: *desc* addr *atmAddr*.

Long Syntax: ARP.106 ATM CIP: Variable *msgType* information: *desc* addr *atmAddr*.

Description: Variable address information for a message.

ARP.107

Level: U-INFO

Short Syntax: ARP.107 ATM CIP: No MARS cntrl vcc in func *functionCall*.

Long Syntax: ARP.107 ATM CIP: No MARS control vcc while in function call *functionCall*.

Description: A MARS Request message is being sent to the ATM MARS Server.

ARP.108

Level: UI-ERROR

Short Syntax: ARP.108 ATM CIP: Client control blk is null in func *functionCall*.

Long Syntax: ARP.108 ATM CIP: Client control block is null in function call *functionCall*.

Description: An internal function call requires a pointer to a valid client control block which is null. Record function name and report problem.

ARP.109**Level:** UI-ERROR**Short Syntax:** ARP.109 ATM CIP: Event control blk is null in func *functionCall*.**Long Syntax:** ARP.109 ATM CIP: Event control block is null in function call *functionCall*.**Description:** An internal function call requires a pointer to a valid event control block which is null. Record function name and report problem.

ARP.110**Level:** U-INFO**Short Syntax:** ARP.110 Tx Q ovf in func *functionCall* nt *network*.**Long Syntax:** ARP.110 Transmit queue overflow in function *functionCall* net *network*.**Description:** A MARS packet was discarded, rather than being queued, because the queue of pending ARP/MARS packets to be transmitted was too long. This means that ARP/MARS packets are being sent faster than they can be processed.

ARP.111**Level:** P-TRACE**Short Syntax:** ARP.111 ATM CIP: *state* MARS Client msg proc for *msgType* a *action*.**Long Syntax:** ARP.111 ATM CIP: *state* MARS Client message processing for *msgType* a *action*.**Description:** This is the action being performed by the MARS Client.

ARP.112**Level:** P-TRACE**Short Syntax:** ARP.112 ATM CIP: Msg is a response to an outstanding *msgType*.**Long Syntax:** ARP.112 ATM CIP: Message is a response to an outstanding *msgType*.**Description:** This message contains a response from the MARS Server to a request that originated at this MARS Client.

ARP.113**Level:** UE-ERROR**Short Syntax:** ARP.113 ATM CIP: *msgType* msg rcv contains invalid *value*.**Long Syntax:** ARP.113 ATM CIP: *msgType* message received contains and invalid *value* value.**Description:** A message was sent to a MARS Client containing an invalid value.**Cause:** MARS Server has a problem.**Action:** Contact Systems Administrator.

ARP.114**Level:** U-TRACE**Short Syntax:** ARP.114 ATM CIP: *message*.**Long Syntax:** ARP.114 ATM CIP: *message*.**Description:** This is the action being performed by the MARS Client.

ARP.115

Level: U-TRACE

Short Syntax: ARP.115 ATM CIP: *msgType* spec info [spln *srcPln* tpln *targPln* thtl *targHtl* tttl *tarStl*].

Long Syntax: ARP.115 ATM CIP: *msgType* specific information [spln *srcPln* tpln *targPln* thtl *targHtl* tttl *tarStl*].

Description: This is the specific message content being sent or received by the MARS Client.

ARP.116

Level: U-TRACE

Short Syntax: ARP.116 ATM CIP: *msgType* spec info [spln *srcPln* thtl *targHtl* tttl *targStl* ttpln *targPln* tnum *tnumAddr* seqxy *msgPart* msn *marsSeq*].

Long Syntax: ARP.116 ATM CIP: *msgType* specific information [spln *srcPln* thtl *targHtl* tttl *targStl* ttpln *targPln* tnum *tnumAddr* seqxy *msgPart* msn *marsSeq*].

Description: This is the specific message content being sent or received by the MARS Client.

ARP.117

Level: P-TRACE

Short Syntax: ARP.117 ATM CIP: *msgType* spec info [spln *srcPln* thtl *targHtl* tttl *targStl* flags *msgFlags* tnum *tnumAddr* seqxy *msgPart* msn *marsSeq*].

Long Syntax: ARP.117 ATM CIP: *msgType* specific information [spln *srcPln* thtl *targHtl* tttl *targStl* flags *msgFlags* tnum *tnumAddr* seqxy *msgPart* msn *marsSeq*].

Description: This is the specific message content being sent or received by the MARS Client.

ARP.118

Level: U-TRACE

Short Syntax: ARP.118 ATM CIP: *msgType* spec info [spln *srcPln* thtl *targHtl* tttl *targStl* ttpln *targPln* tnum *tnumAddr* msn *marsSeq*].

Long Syntax: ARP.118 ATM CIP: *msgType* specific information [spln *srcPln* thtl *targHtl* tttl *targStl* ttpln *targPln* tnum *tnumAddr* msn *marsSeq*].

Description: This is the specific message content being sent or received by the MARS Client.

ARP.119

Level: U-INFO

Short Syntax: ARP.119 ATM CIP: *action* MARS Client proc for an exp *timType* tim.

Long Syntax: ARP.119 ATM CIP: *action* MARS Client processing for an expired *timType* timer.

Description: A timer action has taken place while during the processing of MARS Client messages.

ARP.120**Level:** U-INFO**Short Syntax:** ARP.120 ATM CIP: MARS Client Response timer exp for mar\$optye:
opType .**Long Syntax:** ARP.120 ATM CIP: MARS Client Response timer exp for mar\$optye:
opType .**Description:** This message gives the MARS operation type for the expired timer.

ARP.121**Level:** P-TRACE**Short Syntax:** ARP.121 ATM CIP: *action* MARS Client io proc for *reqType*.**Long Syntax:** ARP.121 ATM CIP: *action* MARS Client I/O processing for *reqType*.**Description:** Action being taken by the MARS Client as the result of a received message.

ARP.122**Level:** UI-ERROR**Short Syntax:** ARP.122 ATM CIP: Channel cntl blk is null in func *functionCall*.**Long Syntax:** ARP.122 ATM CIP: Channel control block is null in function call *functionCall*.**Description:** An internal function call requires a pointer to a valid channel control block which is null. Record function name and report problem.

ARP.123**Level:** UI-ERROR**Short Syntax:** ARP.123 ATM CIP: atmAddLeaf Failure (*rc= return_code*): Clnt prot/addr
protocol_number/ protocol_address nt *network ID***Long Syntax:** ARP.123 ATM CIP: atmAddLeaf Failure (*rc= return_code*): Client
protocol/address *protocol_number/ protocol_address* net *network ID***Description:** While attempting to add a leaf to a configured SVC, the services of the device driver returned a value other than SUCCESS.

ARP.124**Level:** UI-ERROR**Short Syntax:** ARP.124 ATM CIP: atmAddLeaf Failure destination: AtmAddr=
*vcc_remote_atm_address***Long Syntax:** ARP.124 ATM CIP: atmAddLeaf Failure destination: AtmAddr=
*vcc_remote_atm_address***Description:** While attempting to add a leaf to a configured SVC, the services of the device driver returned a value other than SUCCESS. This is the addresses of the remote station that we are attempting to establish a leaf with.

ARP.125**Level:** C-INFO**Short Syntax:** ARP.125 ATM CIP: atmAddLeaf Success: Clnt prot/addr *protocol_number/protocol_address* nt *network ID***Long Syntax:** ARP.125 ATM CIP: atmAddLeaf Success: Clnt protocol/address *protocol_number/protocol_address* net *network ID***Description:** A leaf was successfully added. This leaf should show up on the active channel list as a leaf to one of the VCs. It has not yet been answered. When it is answered, an AddLeafAck message will appear in the log.

ARP.126**Level:** UI-ERROR**Short Syntax:** ARP.126 ATM CIP: Problem processing Redirect list (*rc= return_code*).**Long Syntax:** ARP.126 ATM CIP: Problem processing Redirect list (*rc= return_code*).**Description:** While attempting to process a the learned list of backup MARS Servers obtained from the MARS_REDIRECT message an error occurred.

ARP.127**Level:** UI-ERROR**Short Syntax:** ARP.127 ATM CIP: Protocol control blk is null in func *functionCall*.**Long Syntax:** ARP.127 ATM CIP: Protocol control block is null in function call *functionCall*.**Description:** An internal function call requires a pointer to a valid Protocol control block which is null. Record function name and report problem.

ARP.128**Level:** UI-ERROR**Short Syntax:** ARP.128 Client ATM Call SAP Handle is NULL.**Long Syntax:** ARP.128 Client ATM Call SAP Handle is NULL.**Description:** The client is attempting to place a call with to the ATM device driver. The Call SAP handle needed for this operation is invalid. If problem continues contact service.

ARP.129**Level:** UE-ERROR**Short Syntax:** ARP.129 Invalid TLV values *tlvRc***Long Syntax:** ARP.129 Invalid TLV values *tlvRc***Description:** A message was sent to a MARS Client containing an invalid TLV value.**Cause:** MARS Server has a problem.**Action:** Contact Systems Administrator.

ARP.130**Level:** UE-ERROR**Short Syntax:** ARP.130 Invalid version *opVersion***Long Syntax:** ARP.130 Invalid MARS operation version specified in message *opVersion***Description:** A message was sent to a MARS Client containing an invalid version.**Cause:** MARS Server has a problem.

Action: Contact Systems Administrator.

ARP.131

Level: UE-ERROR

Short Syntax: ARP.131 Unsupported op value *opValue*

Long Syntax: ARP.131 Invalid MARS operation value specified in message *opValue*

Description: A message was sent to a MARS Client containing an invalid operation.

Cause: MARS Server has a problem.

Action: Contact Systems Administrator.

ARP.132

Level: CE-ERROR

Short Syntax: ARP.132 Out of sequence op type *opType*

Long Syntax: ARP.132 Sequence error in MARS operation type specified in message *opType*

Description: A message was sent to a MARS Client containing an invalid operation.

Cause: Timing error.

Action: Contact Systems Administrator if problem continues.

ARP.133

Level: U-INFO

Short Syntax: ARP.133 Registration with MARS server rc = *registerRc*

Long Syntax: ARP.133 The client has attempted to register with the MARS server and has received a response of *registerRc*.

Description: Nonzero response to Register request with MARS.

Cause: Normal.

Action: Contact Systems Administrator if problem continues.

ARP.134

Level: U-TRACE

Short Syntax: ARP.134 ATM CIP: *msgType action: fixhdr[afn addrFamily pro proType snap pSnap0 pSnap1 pSnap2 pSnap3 pSnap4 checksum checksum ext extoff ver opVersion shtl addrTypeLen sstl subAddrTypeLen]* on nt *network ID*.

Long Syntax: ARP.134 ATM CIP: A *msgType* message was *action* with a fixed header of [*afn addrFamily pro proType snap pSnap0 pSnap1 pSnap2 pSnap3 pSnap4 checksum checksum ext extoff ver opVersion shtl addrTypeLen sstl subAddrTypeLen*] on net *network ID*.

Description: This is the fixed headr for a message being sent or received by a MARS client.

ARP.135**Level:** U-INFO**Short Syntax:** ARP.135 ATM CIP ArpDisconnectLeaf: rsn= *reason_code*, cause= *cause_code*, diagLen= *diag_len*, diagData[0]= *diag_data* vpi= *vcc_vpi*, vci= *vcc_vci*, LeafAtmAddr= *leaf_remote_atm_address***Long Syntax:** ARP.135 ATM CIP ArpDisconnectLeaf: rsn= *reason_code*, cause= *cause_code*, diagLen= *diag_len*, diagData[0]= *diag_data* vpi= *vcc_vpi*, vci= *vcc_vci*, LeafAtmAddr= *leaf_remote_atm_address***Description:** The information in this message is the reason for which the leaf has been released. It also contains the channel vpi/vci for which this leaf was a member of along with the atm address of the leaf.

ARP.136**Level:** UE-ERROR**Short Syntax:** ARP.136 ATM CIP atmArpRcvFrame: Unknown *protype* value= *vauleNum* nt *network ID***Long Syntax:** ARP.136 ATM CIP atmArpRcvFrame: Unknown *protype* value= *vauleNum* nt *network ID***Description:** A packet with an unknown protocol ID has been received off of the specified network. This may or may not be expected traffic. In any event, the packet will be discarded. No forwarding will occur.

ARP.137**Level:** U-INFO**Short Syntax:** ARP.137 ATM CIP atmArpAddLeafAck: vpi= *vcc_vpi*, vci= *vcc_vci*, LeafAtmAddr= *leaf_remote_atm_address***Long Syntax:** ARP.137 ATM CIP atmArpAddLeafAck: vpi= *vcc_vpi*, vci= *vcc_vci*, LeafAtmAddr= *leaf_remote_atm_address***Description:** Confirms a successful addition of a new party to a point-to-multipoint call.

ARP.138**Level:** U-TRACE**Short Syntax:** ARP.138 ATM CIP: *msgType* spec info [sPln *srcPln* tPln *targetPln* pnum *numPairs* seq *priSeq* flags *msgFlags* cmi *clusterId* msn *marsSeq*].**Long Syntax:** ARP.138 ATM CIP: *msgType* specific information [sPln *srcPln* tPln *targetPln* pnum *numPairs* seq *priSeq* flags *msgFlags* cmi *clusterId* msn *marsSeq*].**Description:** This is the specific message content being sent or received by the MARS Client.

ARP.139**Level:** U-INFO**Short Syntax:** ARP.139 ATM CIP: atmaActivateServer Current Active Arp Server: AtmAddr= *vcc_remote_atm_address***Long Syntax:** ARP.139 ATM CIP: atmaActivateServer Current Active Arp Server: AtmAddr= *vcc_remote_atm_address***Description:** This is the ATM address of the current active Arp Server.

ARP.140**Level:** U-INFO**Short Syntax:** ARP.140 ATM CIP: start_SG failed: retcd= *retcd*, protid= *protid*, sgid= *sgid*, lsid= *lsid*, net= *net#***Long Syntax:** ARP.140 ATM CIP: start_SG failed: retcd= *retcd*, protid= *protid*, sgid= *sgid*, lsid= *lsid*, net= *net#***Description:** The starting of Server Group with SCSP failed. It could be that the Server group may be already started. Possible that the same Server Group Id is configured for different Subnets. The Server Group Id should be unique for each Subnet.

ARP.141**Level:** U-INFO**Short Syntax:** ARP.141 ATM CIP:AAL IE:Negotiating SDU sizes, Remote Station fwd max SDU sz (*fwd_max_SDU_size*)**Long Syntax:** ARP.141 ATM CIP:AAL IE:Negotiating SDU sizes with Remote Station, Remote Station forward maximum SDU size (*fwd_max_SDU_size*)**Description:** Remote Station Forward maximum SDU size is larger than our Backward maximum SDU size..Let us negotiate the SDU sizes with the Remote station..

ARP.142**Level:** U-INFO**Short Syntax:** ARP.142 ATM CIP:AAL IE:Negotiating SDU sizes, Remote Station bak max SDU sz (*bak_max_SDU_size*)**Long Syntax:** ARP.142 ATM CIP:AAL IE:Negotiating SDU sizes with Remote Station, Remote Station backward maximum SDU size (*bak_max_SDU_size*)**Description:** Remote Station Backward maximum SDU size is larger than our Forward maximum SDU size..Let us negotiate the SDU sizes with the Remote station..

ARP.143**Level:** U-TRACE**Short Syntax:** ARP.143 ATM CIP: No Chan *protocol_number/ protocol_address* nt *network ID***Long Syntax:** ARP.143 ATM CIP: Entry rcvd on Down Channel, prot/addr *protocol_number/ protocol_address* nt *network ID***Description:** An incoming ATM ARP packet arrived on a channel that has gone down before the packet could be processed. The packet is discarded.

ARP.144**Level:** UI-ERROR**Short Syntax:** ARP.144 xmt: No mem for csa ent, prot *protocol_type* nt *network ID***Long Syntax:** ARP.144 transmit: No memory for csa record, protocol *protocol_type* net *network ID***Description:** During the output processing of an ARP packet, the router did not have memory available to inform SCSP through client state advertisement (csa) record for given ARP entry.**Cause:** The router is extremely low on heap memory.**Action:** Find someway to reduce memory usage.

ARP.145

Level: P_TRACE

Short Syntax: ARP.145 ATM CIP: InArp bad subnet *protocol_number/ protocol_address nt network ID*

Long Syntax: ARP.145 ATM CIP: InArp received from another subnet, prot/addr *protocol_number/ protocol_address nt network ID*

Description: An InArp packet was received with a source protocol address that is not on one of the defined subnets on this interface. The packet is ignored.

ARP.146

Level: UI-ERROR

Short Syntax: ARP.146 ATM CIP: bad red call rcvd: Clnt prot/addr *protocol_number/ protocol_address nt network ID*

Long Syntax: ARP.146 ATM CIP: bad red call received: Client protocol/address *protocol_number/ protocol_address net network ID*

Description: A call was received to a local ATM address defined for CIP redundancy but was not answered for one of the following reasons: * the callee is configured as the one to place the call * the callee already has a redundancy channel * the caller ATM address does not match the configured caller ATM address. The ATM address of the caller follows in ARP_86. Check CIP redundancy configuration on this box and its partner.

Asynchronous Transfer Mode Network Interface (ATM)

This chapter describes Asynchronous Transfer Mode Network Interface (ATM) messages. For information on message content and how to use the message, refer to the Introduction.

ATM.001

Level: C-INFO

Short Syntax: ATM.001 Create configuration support, nt *network ID*

Long Syntax: ATM.001 Create configuration support, on network *network ID*

Description: Trying to create the config_support object.

ATM.002

Level: C-INFO

Short Syntax: ATM.002 Create Timer_master, nt *network ID*

Long Syntax: ATM.002 Create Timer_master, on network *network ID*

Description: Trying to create the Timer_master object.

ATM.003

Level: C-INFO

Short Syntax: ATM.003 Create connection manager, nt *network ID*

Long Syntax: ATM.003 Create connection manager, on network *network ID*

Description: Trying to create the conn_mgr object.

ATM.004

Level: C-INFO

Short Syntax: ATM.004 Create ilmi_wrapper, nt *network ID*

Long Syntax: ATM.004 Create ilmi_wrapper, on network *network ID*

Description: Trying to create the ilmi_wrapper object.

ATM.005

Level: C-INFO

Short Syntax: ATM.005 Create ilmi, nt *network ID*

Long Syntax: ATM.005 Create ilmi, on network *network ID*

Description: Trying to create the ilmi (ATM_address_table) object.

ATM.006

Level: C-INFO

Short Syntax: ATM.006 Create ilmi_user, nt *network ID*

Long Syntax: ATM.006 Create ilmi_user, on network *network ID*

Description: Trying to create the ilmi_user object.

ATM.007**Level:** C-INFO**Short Syntax:** ATM.007 Create saal_wrapper, nt *network ID***Long Syntax:** ATM.007 Create saal_wrapper, on network *network ID***Description:** Trying to create the saal_wrapper object.

ATM.008**Level:** C-INFO**Short Syntax:** ATM.008 Create qsaal, nt *network ID***Long Syntax:** ATM.008 Create qsaal, on network *network ID***Description:** Trying to create the qsaal object.

ATM.009**Level:** C-INFO**Short Syntax:** ATM.009 Create signalling (Q93B_protocol), nt *network ID***Long Syntax:** ATM.009 Create signalling (Q93B_protocol), on network *network ID***Description:** Trying to create the Q93B_protocol (Signalling) object.

ATM.010**Level:** C-INFO**Short Syntax:** ATM.010 Calling object_addrs_avail, nt *network ID***Long Syntax:** ATM.010 Calling object_addrs_avail, on network *network ID***Description:** Calling object_addrs_avail for all created objects.

ATM.011**Level:** C-INFO**Short Syntax:** ATM.011 Starting ilmi_wrapper, nt *network ID***Long Syntax:** ATM.011 Starting ilmi_wrapper, on network *network ID***Description:** Calling ilmi_wrapper->start.

ATM.012**Level:** C-INFO**Short Syntax:** ATM.012 Starting ilmi, nt *network ID***Long Syntax:** ATM.012 Starting ilmi, on network *network ID***Description:** Calling ilmi->start.

ATM.013**Level:** UI-ERROR**Short Syntax:** ATM.013 Start of ilmi_wrapper failed, nt *network ID*, rc *retcode***Long Syntax:** ATM.013 Start of ilmi_wrapper failed, on network *network ID*, return code = *retcode***Description:** ilmi_wrapper->start failed.

ATM.014**Level:** UI-ERROR**Short Syntax:** ATM.014 Start of ilmi failed, nt *network ID*, rc *retcode***Long Syntax:** ATM.014 Start of ilmi failed, on network *network ID*, return code = *retcode***Description:** ilmi->start failed.

ATM.015**Level:** UI-ERROR**Short Syntax:** ATM.015 Creation of configuration support failed, nt *network ID*, rc *retcode***Long Syntax:** ATM.015 Creation of configuration support failed, on network *network ID*, return code = *retcode***Description:** Create config_support failed.

ATM.016**Level:** UI-ERROR**Short Syntax:** ATM.016 Creation of Timer_master failed, nt *network ID*, rc *retcode***Long Syntax:** ATM.016 Creation of Timer_master failed, on network *network ID*, return code = *retcode***Description:** Create Timer_master failed.

ATM.017**Level:** UI-ERROR**Short Syntax:** ATM.017 Creation of connection manager failed, nt *network ID*, rc *retcode***Long Syntax:** ATM.017 Creation of connection manager failed, on network *network ID*, return code = *retcode***Description:** Create conn_mgr failed.

ATM.018**Level:** UI-ERROR**Short Syntax:** ATM.018 Creation of ilmi_wrapper failed, nt *network ID*, rc *retcode***Long Syntax:** ATM.018 Creation of ilmi_wrapper failed, on network *network ID*, return code = *retcode***Description:** Create ilmi_wrapper failed.

ATM.019**Level:** UI-ERROR**Short Syntax:** ATM.019 Creation of ilmi failed, nt *network ID*, rc *retcode***Long Syntax:** ATM.019 Creation of ilmi failed, on network *network ID*, return code = *retcode***Description:** Create ilmi failed.

ATM.020**Level:** UI-ERROR**Short Syntax:** ATM.020 Creation of *ilmi_user* failed, nt *network ID***Long Syntax:** ATM.020 Creation of *ilmi_user* failed, on network *network ID***Description:** Create *ilmi_user* failed.

ATM.021**Level:** UI-ERROR**Short Syntax:** ATM.021 Creation of *saal_wrapper* failed, nt *network ID*, rc *retcode***Long Syntax:** ATM.021 Creation of *saal_wrapper* failed, on network *network ID*, return code = *retcode***Description:** Create *saal_wrapper* failed.

ATM.022**Level:** UI-ERROR**Short Syntax:** ATM.022 Creation of *qsaal* failed, nt *network ID*, rc *retcode***Long Syntax:** ATM.022 Creation of *qsaal* failed, on network *network ID*, return code = *retcode***Description:** Create *qsaal* failed.

ATM.023**Level:** UI-ERROR**Short Syntax:** ATM.023 Creation of signalling (Q93B_protocol) failed, nt *network ID*, rc *retcode***Long Syntax:** ATM.023 Creation of signalling (Q93B_protocol) failed, on network *network ID*, return code = *retcode***Description:** Create Q93B_protocol failed.

ATM.024**Level:** UI-ERROR**Short Syntax:** ATM.024 Bad inbound control frame discarded, handle = *conn_handle* nt *network ID***Long Syntax:** ATM.024 Bad inbound control frame discarded, handle = *conn_handle*, on network *network ID***Description:** Bad inbound control frame

ATM.025**Level:** C-INFO**Short Syntax:** ATM.025 Frame xmit by *net_dsio*, handle = *conn_handle* nt *network ID***Long Syntax:** ATM.025 Frame transmitted using *net_dsio*, handle = *conn_handle*, on network *network ID***Description:** A frame has been transmitted on the ATM interface, using *net_dsio*.

ATM.026**Level:** UI-ERROR**Short Syntax:** ATM.026 Inbound frame discarded, handle = *conn_handle* nt *network ID*, rc *stat***Long Syntax:** ATM.026 Inbound frame discarded, handle = *conn_handle*, on network *network ID*, status = *stat***Description:** Bad status in iorb

ATM.027**Level:** UI-ERROR**Short Syntax:** ATM.027 Outbound frame not sent, handle = *conn_handle* nt *network ID*, rc *retcode***Long Syntax:** ATM.027 Outbound frame not sent, handle = *conn_handle*, on network *network ID*, return code = *retcode***Description:** Bad status from netout

ATM.028**Level:** UI-ERROR**Short Syntax:** ATM.028 Device Driver User Registration Failed, handle = *conn_handle* nt *network ID*, rc *stat***Long Syntax:** ATM.028 Device Driver User Registration Failed, handle = *conn_handle*, on network *network ID*, status = *stat***Description:** atmcharm_init User Registration Failed

ATM.029**Level:** UI-ERROR**Short Syntax:** ATM.029 Device Driver Wrap User Registration Failed, handle = *conn_handle* nt *network ID*, rc *rc***Long Syntax:** ATM.029 Device Driver Wrap User Registration Failed, handle = *conn_handle*, on network *network ID*, status = *rc***Description:** atmcharm_init Wrap User Registration Failed

ATM.030**Level:** UI-ERROR**Short Syntax:** ATM.030 ERROR opening Frame SAP, handle = *conn_handle* nt *network ID*, rc *stat***Long Syntax:** ATM.030 ERROR opening Frame SAP, handle = *conn_handle*, on network *network ID*, status = *stat***Description:** Couldn't open Frame SAP

ATM.031**Level:** UI-ERROR**Short Syntax:** ATM.031 ERROR opening data path for ILMI, handle = *conn_handle* nt *network ID*, rc *stat***Long Syntax:** ATM.031 ERROR opening data path for ILMI, handle = *conn_handle*, on network *network ID*, status = *stat***Description:** Couldn't open data path for ILMI

ATM.032**Level:** UI-ERROR**Short Syntax:** ATM.032 ERROR opening Wrap Frame SAP, handle = *conn_handle* nt *network ID*, rc *rc***Long Syntax:** ATM.032 ERROR opening Wrap Frame SAP, handle = *conn_handle*, on network *network ID*, status = *rc***Description:** Couldn't open Wrap Frame SAP

ATM.033**Level:** UI-ERROR**Short Syntax:** ATM.033 ERROR creating objects, handle = *conn_handle* nt *network ID*, rc *rc***Long Syntax:** ATM.033 ERROR creating objects, handle = *conn_handle*, on network *network ID*, status = *rc***Description:** Couldn't create objects (SVC, ILMI, etc.)

ATM.034**Level:** C-INFO**Short Syntax:** ATM.034 ATM interface disabled, nt *network ID***Long Syntax:** ATM.034 ATM interface disabled, on network *network ID***Description:** ATM interface disabled from the console

ATM.035**Level:** C-INFO**Short Syntax:** ATM.035 Function *function_name* called, nt *network ID***Long Syntax:** ATM.035 Function *function_name* called, on network *network ID***Description:** ATM function called

ATM.036**Level:** UI-ERROR**Short Syntax:** ATM.036 Could not stop objects, nt *network ID*, rc *rc***Long Syntax:** ATM.036 Could not stop objects, on network *network ID*, return code = *rc***Description:** Error stopping the objects

ATM.037**Level:** UI-ERROR**Short Syntax:** ATM.037 Connection handle is NULL, nt *network ID***Long Syntax:** ATM.037 Connection handle is NULL, on network *network ID***Description:** conn_handle is NULL

ATM.038**Level:** UI-ERROR**Short Syntax:** ATM.038 Unable to get buffers, nt *network ID***Long Syntax:** ATM.038 Unable to get buffers on network *network ID***Description:** Could not get a buffer

ATM.039**Level:** UI-ERROR**Short Syntax:** ATM.039 Connect ioctl failed , nt *network ID vpi/vci vpi/ vci***Long Syntax:** ATM.039 Connect ioctl failed , nt *network ID vpi/vci vpi/ vci***Description:** Connect ioctl failed

ATM.040**Level:** UI-ERROR**Short Syntax:** ATM.040 Could not start objects, nt *network ID, rc rc***Long Syntax:** ATM.040 Could not start objects, on network *network ID*, return code = *rc***Description:** Error starting the objects

ATM.041**Level:** UI-ERROR**Short Syntax:** ATM.041 Invalid max SDU size, nt *network ID, SDU sz rate***Long Syntax:** ATM.041 Invalid max SDU size, on network *network ID*, max SDU size = *rate***Description:** ATM net handler was passed invalid max SDU size for connection

ATM.042**Level:** UI-ERROR**Short Syntax:** ATM.042 Invalid peak cell rate, nt *network ID, pk rate rate***Long Syntax:** ATM.042 Invalid peak cell rate, on network *network ID*, peak cell rate = *rate***Description:** ATM net handler was passed invalid peak cell rate for connection

ATM.043**Level:** UI-ERROR**Short Syntax:** ATM.043 Invalid sustainable cell rate, nt *network ID, sustn rate rate***Long Syntax:** ATM.043 Invalid sustainable cell rate, on network *network ID*, sustainable cell rate = *rate***Description:** ATM net handler was passed invalid sustainable cell rate for connection

ATM.044

Level: UI-ERROR

Short Syntax: ATM.044 Invalid max burst size, nt *network ID*, brst sz *rate*

Long Syntax: ATM.044 Invalid max burst size, on network *network ID*, max burst size = *rate*

Description: ATM net handler was passed invalid max burst size for connection

ATM.045

Level: UI-ERROR

Short Syntax: ATM.045 API, invalid net number, nt *network ID*, dev *devNum*

Long Syntax: ATM.045 API called with invalid net number, on network *network ID*, devNum *devNum*

Description: atmUserRegistration called with invalid devNum

ATM.046

Level: UI-ERROR

Short Syntax: ATM.046 API call failed, no memory, nt *network ID*

Long Syntax: ATM.046 API call failed, no memory, on network *network ID*

Description: ATM API call failed, no memory available

ATM.047

Level: UI-ERROR

Short Syntax: ATM.047 API, max users exceeded, nt *network ID*

Long Syntax: ATM.047 API, max users exceeded, on network *network ID*

Description: atmUserRegistration called, but maximum users already registered

ATM.048

Level: UI-ERROR

Short Syntax: ATM.048 API, invalid user handle, *userHandle*

Long Syntax: ATM.048 API called with invalid user handle, *userHandle*

Description: atmUserRegistration called with invalid user handle

ATM.049

Level: CI-ERROR

Short Syntax: ATM.049 API call failed, net down, nt *network ID*

Long Syntax: ATM.049 API call failed, network down, on network *network ID*

Description: ATM API call failed, network is down

ATM.050**Level:** C-INFO**Short Syntax:** ATM.050 Address activation ILMI successful, nt *network ID*, rc *rc***Long Syntax:** ATM.050 ATM address activation ILMI successful, on network *network ID*, return code = *rc***Description:** atmAddrActivation ILMI returned alloc_addr_wrap with good return

ATM.051**Level:** UI-ERROR**Short Syntax:** ATM.051 Address activation ILMI failed, nt *network ID*, rc *rc***Long Syntax:** ATM.051 ATM address activation ILMI failed, on network *network ID*, return code = *rc***Description:** atmAddrActivation ILMI returned alloc_addr_wrap with bad return

ATM.052**Level:** C-INFO**Short Syntax:** ATM.052 Sharing ESI/Selector, nt *network ID*, addr *addr***Long Syntax:** ATM.052 Sharing ESI/Selector, on network *network ID*, addr *addr***Description:** atmAddrActivation providing sharing of the ATM address

ATM.053**Level:** C-INFO**Short Syntax:** ATM.053 conn_mgr dstrc ntrd, nt *network ID***Long Syntax:** ATM.053 Connection Manager destructor entered, on network *network ID***Description:** Connection Manager destructor entered

ATM.054**Level:** UI-ERROR**Short Syntax:** ATM.054 API, invalid address handle, nt *network ID*, hndl *handle***Long Syntax:** ATM.054 API called with invalid address handle, on network *network ID*, handle = *handle***Description:** atmAddrDeactivation called with invalid address handle

ATM.055**Level:** UI-ERROR**Short Syntax:** ATM.055 Address deactivation ILMI failed, nt *network ID*, hndl *handle* rc *rc***Long Syntax:** ATM.055 ATM address deactivation ILMI failed, on network *network ID*, handle = *handle*, return code = *rc***Description:** atmAddrDeactivation ILMI returned free_addr_handle_wrap with bad return

ATM.056**Level:** UI-ERROR**Short Syntax:** ATM.056 Get address by handle ILMI failed, nt *network ID*, hndl *handle* rc *rc***Long Syntax:** ATM.056 Get ATM address by handle ILMI failed, on network *network ID*, handle = *handle*, return code = *rc***Description:** atmGetAddrByHandle ILMI returned get_atm_addr_wrap with bad return

ATM.057**Level:** CE-ERROR**Short Syntax:** ATM.057 Get UNI version ILMI failed, nt *network ID*, rc *rc***Long Syntax:** ATM.057 Get UNI Version ILMI failed, on network *network ID*, return code = *rc***Description:** atmGetUniVersion ILMI returned get_uni_version_wrap with bad return

ATM.058**Level:** CE-ERROR**Short Syntax:** ATM.058 Get LECS address ILMI successful, nt *network ID*, rc *rc***Long Syntax:** ATM.058 Get LECS address ILMI successful, on network *network ID*, return code = *rc***Description:** atmGetUniVersion ILMI returned get_uni_version_wrap with good return

ATM.059**Level:** UI-ERROR**Short Syntax:** ATM.059 Get LECS address ILMI failed, nt *network ID*, rc *rc***Long Syntax:** ATM.059 Get LECS address ILMI failed, on network *network ID*, return code = *rc***Description:** atmGetUniVersion ILMI returned get_uni_version_wrap with bad return

ATM.060**Level:** UI-ERROR**Short Syntax:** ATM.060 call SAP already open, nt *network ID* hndl *handle***Long Syntax:** ATM.060 call SAP already open for this user, network *network ID*, SAP handle = *handle***Description:** call SAP already open for this user

ATM.061**Level:** UI-ERROR**Short Syntax:** ATM.061 max call SAPs exceeded, nt *network ID***Long Syntax:** ATM.061 max call SAPs exceeded, network *network ID***Description:** Maximum call SAPs already opened.

ATM.062**Level:** UI-ERROR**Short Syntax:** ATM.062 bad PID count, nt *network ID* cnt *count***Long Syntax:** ATM.062 bad PID count, network *network ID*, count = *count***Description:** PID count in PID list out of range

ATM.063**Level:** UI-ERROR**Short Syntax:** ATM.063 bad PID, nt *network ID* PID *PID***Long Syntax:** ATM.063 bad PID, network *network ID*, PID = *PID***Description:** Invalid PID in PID list

ATM.064**Level:** UI-ERROR**Short Syntax:** ATM.064 Conn mgr register caller failed, nt *network ID*, rc *rc***Long Syntax:** ATM.064 Connection manager register caller failed, on network *network ID*, return code = *rc***Description:** Connection Manager call to reg_caller_wrap failed.

ATM.065**Level:** UI-ERROR**Short Syntax:** ATM.065 API, invalid call SAP hndl, nt *network ID*, hndl *handle***Long Syntax:** ATM.065 API received invalid call SAP handle, on network *network ID*, handle = *handle***Description:** Invalid call SAP handle passed to API

ATM.066**Level:** C-INFO**Short Syntax:** ATM.066 API, placing call, nt *network ID*, addr *address***Long Syntax:** ATM.066 API, placing call, on network *network ID*, ATM address = *address***Description:** Placing a call to a given address

ATM.067**Level:** UI-ERROR**Short Syntax:** ATM.067 API, place call failed, nt *network ID*, hndl *handle*, addr *address*, rc *rc***Long Syntax:** ATM.067 API, place call failed, on network *network ID*, handle = *handle*, ATM address = *address*, return code = *rc***Description:** Placing a call to a given address failed

ATM.068**Level:** C-INFO**Short Syntax:** ATM.068 API, adding leaf, nt *network ID*, addr *address*, conn hndl = *handle***Long Syntax:** ATM.068 API, adding leaf, on network *network ID*, ATM address = *address*, conn handle = *handle*,**Description:** Adding a leaf to a multipoint call

ATM.069**Level:** UI-ERROR**Short Syntax:** ATM.069 API, add leaf failed, nt *network ID*, hndl *handle*, addr *address*, rc *rc***Long Syntax:** ATM.069 API, add leaf failed, on network *network ID*, handle = *handle*, ATM address = *address*, return code = *rc***Description:** Adding a leaf to a multipoint call failed

ATM.070**Level:** C-INFO**Short Syntax:** ATM.070 API, hangup leaf, nt *network ID*, conn hndl *connHandle*, leaf hndl *leafHandle***Long Syntax:** ATM.070 API, hangup leaf, on network *network ID*, conn handle = *connHandle*, leaf handle = *leafHandle***Description:** Hanging up a leaf

ATM.071**Level:** C-INFO**Short Syntax:** ATM.071 API, recv call ack, nt *network ID*, conn hndl *connHandle***Long Syntax:** ATM.071 API, receive call ack, on network *network ID*, conn handle = *connHandle***Description:** Receive call ack

ATM.072**Level:** C-INFO**Short Syntax:** ATM.072 API, hangup call, nt *network ID*, conn hndl *connHandle***Long Syntax:** ATM.072 API, hangup call, on network *network ID*, conn handle = *connHandle***Description:** Hanging up a call

ATM.073**Level:** UI-ERROR**Short Syntax:** ATM.073 API, invalid frame SAP type, nt *network ID*, type *type***Long Syntax:** ATM.073 API called with invalid frame SAP type, on network *network ID*, type = *type***Description:** Invalid frame SAP type passed to API

ATM.074**Level:** UI-ERROR**Short Syntax:** ATM.074 API, invalid frame SAP hndl, nt *network ID*, hndl *handle***Long Syntax:** ATM.074 API called with invalid frame SAP handle, on network *network ID*, handle = *handle***Description:** Invalid frame SAP handle passed to API

ATM.075**Level:** UI-ERROR**Short Syntax:** ATM.075 API, invalid VCC hndl, nt *network ID*, hndl *handle***Long Syntax:** ATM.075 API called with invalid VCC handle, on network *network ID*, handle = *handle***Description:** Invalid VCC handle passed to API

ATM.076**Level:** UI-ERROR**Short Syntax:** ATM.076 API, invalid MAC offset, nt *network ID*, offset *offset***Long Syntax:** ATM.076 API called with invalid MAC address offset, on network *network ID*, offset = *offset***Description:** Invalid MAC address offset passed to API

ATM.077**Level:** UI-ERROR**Short Syntax:** ATM.077 API, invalid VCC grp hndl, nt *network ID*, grp hndl *handle***Long Syntax:** ATM.077 API called with invalid VCC group handle, on network *network ID*, group handle = *handle***Description:** Invalid VCC group handle passed to API

ATM.078**Level:** UI-ERROR**Short Syntax:** ATM.078 API, VCC already in grp, nt *network ID*, vcc hndl *vcchandle*, grp hndl *grphandle***Long Syntax:** ATM.078 API, VCC already in group, on network *network ID*, vcc handle = *vcchandle*, group handle = *grphandle***Description:** Trying to add a VCC to a group it is already a part of

ATM.079**Level:** UI-ERROR**Short Syntax:** ATM.079 API, VCC not in grp, nt *network ID*, vcc hndl *vcchandle*, grp hndl *grphandle***Long Syntax:** ATM.079 API, VCC not in group, on network *network ID*, vcc handle = *vcchandle*, group handle = *grphandle***Description:** VCC not in this group

ATM.080**Level:** UI-ERROR**Short Syntax:** ATM.080 API, MAC already mapped, nt *network ID*, vcc hndl *vcchandle*, grp hndl *grphandle*, MAC *MACaddr***Long Syntax:** ATM.080 API, MAC already mapped, on network *network ID*, vcc handle = *vcchandle*, group handle = *grphandle*, MAC address *MACaddr***Description:** Trying to map a MAC address to a group it is already mapped to

ATM.081**Level:** UI-ERROR**Short Syntax:** ATM.081 API, MAC not mapped, nt *network ID*, vcc hndl *vcchandle*, grp hndl *grphandle*, MAC *MACaddr***Long Syntax:** ATM.081 API, MAC not mapped, on network *network ID*, vcc handle = *vcchandle*, group handle = *grphandle*, MAC address *MACaddr***Description:** Trying to unmap a MAC address to a group it is not mapped to

ATM.082**Level:** C-INFO**Short Syntax:** ATM.082 addr state change, nt *network ID*, addr *address*, state = *state***Long Syntax:** ATM.082 ATM address state change, on network *network ID*, ATM address = *address*, state= *state*,**Description:** Address state change

ATM.083**Level:** UI-ERROR**Short Syntax:** ATM.083 Connection manager start failed, nt *network ID*, rc *retcode***Long Syntax:** ATM.083 Connection manager start failed, on network *network ID*, return code = *retcode***Description:** Connection Manager start failed.

ATM.084**Level:** UI-ERROR**Short Syntax:** ATM.084 SAAL wrapper start failed, nt *network ID*, rc *retcode***Long Syntax:** ATM.084 SAAL wrapper start failed, on network *network ID*, return code = *retcode***Description:** SAAL wrapper start failed.

ATM.085**Level:** UI-ERROR**Short Syntax:** ATM.085 SAAL start failed, nt *network ID*, rc *retcode***Long Syntax:** ATM.085 SAAL start failed, on network *network ID*, return code = *retcode***Description:** SAAL start failed.

ATM.086**Level:** UI-ERROR**Short Syntax:** ATM.086 SVC start failed, nt *network ID*, rc *retcode***Long Syntax:** ATM.086 SVC start failed, on network *network ID*, return code = *retcode***Description:** SVC start failed.

ATM.087**Level:** C-INFO**Short Syntax:** ATM.087 Conn mgr stopped, nt *network ID***Long Syntax:** ATM.087 Connection Manager stopped, on network *network ID***Description:** Connection Manager stop entered

ATM.088**Level:** P_TRACE**Short Syntax:** ATM.088 Trace ATM frame.**Long Syntax:** ATM.088 Trace ATM frame.**Description:** ATM frame packet tracing.

ATM.089**Level:** UI-ERROR**Short Syntax:** ATM.089 Conn mgr place call failed, nt *network ID*, rc *retcode***Long Syntax:** ATM.089 Connection manager place call failed, on network *network ID*, rc = *retcode***Description:** Conn Mgr place call failed.

ATM.090**Level:** U-INFO**Short Syntax:** ATM.090 Call setup failed, SAAL not up yet, nt *network ID***Long Syntax:** ATM.090 Call setup failed, SAAL not up yet, on network *network ID***Description:** Call set-up failed because the SAAL was not established yet.

ATM.091**Level:** UI-ERROR**Short Syntax:** ATM.091 Conn handle in use, nt *network ID*, hndl *handle***Long Syntax:** ATM.091 SVC thinks conn handle is in use, on network *network ID*, handle = *handle***Description:** Call set-up failed because the SVC thought the conn handle was in use.

ATM.092**Level:** UI-ERROR**Short Syntax:** ATM.092 Invalid conn handle, nt *network ID*, hdnl *handle***Long Syntax:** ATM.092 Invalid conn handle, no entry in connection table, on network *network ID*, handle = *handle***Description:** Call set-up failed because the conn handle points to a NULL entry.

ATM.093**Level:** UI-ERROR**Short Syntax:** ATM.093 Place call ack failed, nt *network ID*, rc *retcode*, hdnl *handle*, vpi *vpi*, vci *vci***Long Syntax:** ATM.093 Place call ack failed, on network *network ID*, rc = *retcode*, handle = *handle*, vpi = *vpi*, vci = *vci***Description:** Place call ack failed

ATM.094**Level:** UE-ERROR**Short Syntax:** ATM.094 Receive call failed, no such caller, nt *network ID*, hdnl *handle*, vpi *vpi*, vci *vci***Long Syntax:** ATM.094 Receive call failed, no such caller, on network *network ID*, handle = *handle*, vpi = *vpi*, vci = *vci***Description:** No caller found matching call parms.

ATM.095**Level:** UE-ERROR**Short Syntax:** ATM.095 call rjct, nt *network ID*, rc *retcode*, hdnl *handle*, vpi *vpi*, vci *vci***Long Syntax:** ATM.095 Call rejected, on network *network ID*, rc = *retcode*, handle = *handle*, vpi = *vpi*, vci = *vci***Description:** Called party rejected call.

ATM.096**Level:** C-INFO**Short Syntax:** ATM.096 Call accepted, nt *network ID*, rc *retcode*, hdnl *handle*, vpi *vpi*, vci *vci***Long Syntax:** ATM.096 Call accepted, on network *network ID*, rc = *retcode*, handle = *handle*, vpi = *vpi*, vci = *vci***Description:** Called party accepted call.

ATM.097**Level:** C-INFO**Short Syntax:** ATM.097 Receive call ack, nt *network ID*, rc *retcode*, hdnl *handle***Long Syntax:** ATM.097 Receive call ack, on network *network ID*, rc = *retcode*, handle = *handle***Description:** Called party accepts or rejects call.

ATM.098**Level:** UI-ERROR**Short Syntax:** ATM.098 Bad cnfg prm, n_int *interface*, rc *retcode*, prm *parm***Long Syntax:** ATM.098 Bad configuration parm, n_int = *interface*, rc = *retcode*, parm = *parm***Description:** Conn Mgr attempt to read configuration parameter failed.

ATM.099**Level:** UI-ERROR**Short Syntax:** ATM.099 Conn mgr, no memory, n_int *interface*, pnt *point***Long Syntax:** ATM.099 Connection Manager, no memory, n_int = *interface*, trace point = *point***Description:** Connection Manager could not get memory to initialize

ATM.100**Level:** C-INFO**Short Syntax:** ATM.100 Conn mgr adding leaf, nt *network ID*, hndl *handle***Long Syntax:** ATM.100 Connection Manager adding leaf, on network *network ID*, handle = *handle***Description:** Connection Manager add leaf entered

ATM.101**Level:** UI-ERROR**Short Syntax:** ATM.101 Invid conn hndl, not in connect tbl, nt *network ID*, hndl *handle*, func *function_name***Long Syntax:** ATM.101 Invalid conn handle, no entry in connection table, on network *network ID*, handle = *handle*, function *function_name***Description:** The conn handle points to a NULL entry.

ATM.102**Level:** UI-ERROR**Short Syntax:** ATM.102 Invid conn hndl, free connection, nt *network ID*, hndl *handle*, func *function_name***Long Syntax:** ATM.102 Invalid conn handle, free connection, on network *network ID*, handle = *handle*, function = *function_name***Description:** The connection handle points to a inactive entry.

ATM.103**Level:** UI-ERROR**Short Syntax:** ATM.103 No leaf handle available, nt *network ID*, hndl *handle***Long Syntax:** ATM.103 No leaf handle available, on network *network ID*, conn handle = *handle***Description:** Could not get leaf handle

ATM.104**Level:** UI-ERROR**Short Syntax:** ATM.104 Add leaf handle failed, nt *network ID*, hndl *handle*, rc *retcode***Long Syntax:** ATM.104 Add leaf handle failed, on network *network ID*, conn handle = *handle*, rc = *retcode***Description:** Add leaf handle failed

ATM.105**Level:** C-INFO**Short Syntax:** ATM.105 Conn mgr add leaf ack, nt *network ID*, hndl *handle***Long Syntax:** ATM.105 Connection Manager add leaf ack, on network *network ID*, handle = *handle***Description:** Connection Manager add leaf ack entered

ATM.106**Level:** C-INFO**Short Syntax:** ATM.106 Conn mgr registering caller, nt *network ID***Long Syntax:** ATM.106 Connection Manager registering caller, on network *network ID***Description:** Connection Manager register_caller entered

ATM.107**Level:** UI-ERROR**Short Syntax:** ATM.107 Max callers exceeded, nt *network ID***Long Syntax:** ATM.107 Max callers exceeded, on network *network ID***Description:** Caller tried to register, maximum callers already registered.

ATM.108**Level:** UI-ERROR**Short Syntax:** ATM.108 dup clr PID, nt *network ID***Long Syntax:** ATM.108 Duplicate caller PID, on network *network ID***Description:** A caller tried to register with the same PID and address as an existing caller.

ATM.109**Level:** UI-ERROR**Short Syntax:** ATM.109 dup clr addr, nt *network ID***Long Syntax:** ATM.109 Duplicate caller address, on network *network ID***Description:** A caller tried to register with the same address as an existing caller.

ATM.110**Level:** C-INFO**Short Syntax:** ATM.110 Conn mgr deregistering caller, nt *network ID***Long Syntax:** ATM.110 Connection Manager deregistering caller, on network *network ID***Description:** Connection Manager deregister_caller entered

ATM.111**Level:** C-INFO**Short Syntax:** ATM.111 Conn mgr disconnecting call, nt *network ID*, hndl *handle***Long Syntax:** ATM.111 Connection Manager disconnecting call, on network *network ID*, handle = *handle***Description:** Connection Manager disconnect_call entered

ATM.112**Level:** C-INFO**Short Syntax:** ATM.112 rmv cnxn, SVC err, nt *network ID*, hndl *handle***Long Syntax:** ATM.112 Conn Mgr removing connection, SVC error, on network *network ID*, handle = *handle***Description:** SVC got a conn handle, found an error, and is giving it back

ATM.113**Level:** C-INFO**Short Syntax:** ATM.113 Conn mgr reporting failure, nt *network ID*, hndl *handle***Long Syntax:** ATM.113 Connection Manager reporting failure to caller, on network *network ID*, handle = *handle***Description:** Connection Manager report_failure_to Caller entered

ATM.114**Level:** C-INFO**Short Syntax:** ATM.114 Conn mgr removing connection, nt *network ID*, hndl *handle***Long Syntax:** ATM.114 Connection Manager removing connection, on network *network ID*, handle = *handle***Description:** Connection Manager remove connection entered

ATM.115**Level:** C-INFO**Short Syntax:** ATM.115 Conn mgr disconnecting leaf, nt *network ID*, hndl *handle***Long Syntax:** ATM.115 Connection Manager disconnecting leaf, on network *network ID*, handle = *handle***Description:** Connection Manager disconnect_leaf entered

ATM.116**Level:** C-INFO**Short Syntax:** ATM.116 Conn mgr getting conn hndl, nt *network ID***Long Syntax:** ATM.116 Connection Manager getting conn handle, on network *network ID***Description:** Connection Manager get_conn_handle entered

ATM.117**Level:** UI-ERROR**Short Syntax:** ATM.117 no conn handles, nt *network ID***Long Syntax:** ATM.117 All connection handles in use, on network *network ID***Description:** No free conn handles

ATM.118**Level:** UI-ERROR**Short Syntax:** ATM.118 no mem conn obj, nt *network ID***Long Syntax:** ATM.118 No memory for connection object, on network *network ID***Description:** No memory for connection object

ATM.119**Level:** C-INFO**Short Syntax:** ATM.119 Conn mgr hanging up call, nt *network ID*, hndl *handle***Long Syntax:** ATM.119 Connection Manager hanging up call, on network *network ID*, handle = *handle***Description:** Connection Manager hang_up_call entered

ATM.120**Level:** C-INFO**Short Syntax:** ATM.120 conn_mgr hanging up leaf, nt *network ID*, hndl *handle***Long Syntax:** ATM.120 Connection Manager hanging up leaf, on network *network ID*, handle = *handle***Description:** Connection Manager hang_up_leaf entered

ATM.121**Level:** UI-ERROR**Short Syntax:** ATM.121 Hang up leaf failed, nt *network ID*, rc *retcode***Long Syntax:** ATM.121 SVC hang up leaf failed, on network *network ID*, rc = *retcode***Description:** SVC hang_up_leaf failed

ATM.122**Level:** C-INFO**Short Syntax:** ATM.122 Hang up leaf success, nt *network ID*, rc *retcode***Long Syntax:** ATM.122 SVC hang up leaf success, on network *network ID*, rc = *retcode***Description:** SVC hang_up_leaf successful

ATM.123**Level:** C-INFO**Short Syntax:** ATM.123 Conn mgr placing call, nt *network ID***Long Syntax:** ATM.123 Connection Manager placing call, on network *network ID***Description:** Connection Manager place_call entered

ATM.124**Level:** UI-ERROR**Short Syntax:** ATM.124 Max calls exceeded, nt *network ID***Long Syntax:** ATM.124 Max calls exceeded, on network *network ID***Description:** Caller tried to place call, maximum calls already placed.

ATM.125**Level:** UI-ERROR**Short Syntax:** ATM.125 cllr not reg, nt *network ID*, hndl *handle***Long Syntax:** ATM.125 Caller not registered, on network *network ID*, handle = *handle***Description:** Caller not registered.

ATM.126**Level:** C-INFO**Short Syntax:** ATM.126 Conn mgr place call ack, nt *network ID***Long Syntax:** ATM.126 Connection Manager place call ack, on network *network ID***Description:** Connection Manager place_call_ack entered

ATM.127**Level:** C-INFO**Short Syntax:** ATM.127 Conn mgr processing received call, nt *network ID***Long Syntax:** ATM.127 Connection Manager processing received call, on network *network ID***Description:** Connection Manager process_receive_call entered

ATM.128**Level:** UE-ERROR**Short Syntax:** ATM.128 Cllee not reg, nt *network ID*, hndl *handle***Long Syntax:** ATM.128 Callee not registered, on network *network ID*, conn handle = *handle***Description:** Callee not registered.

ATM.129**Level:** C-INFO**Short Syntax:** ATM.129 Callee found, nt *network ID*, cllr *caller*, cnxn *handle***Long Syntax:** ATM.129 Callee found, on network *network ID*, caller = *caller*, conn_handle = *handle***Description:** Callee found.

ATM.130**Level:** C-INFO**Short Syntax:** ATM.130 Conn mgr finding caller id, nt *network ID***Long Syntax:** ATM.130 Connection Manager finding caller id, on network *network ID***Description:** Connection Manager find_caller_id entered

ATM.131**Level:** UI-ERROR**Short Syntax:** ATM.131 Addr not found, nt *network ID*,addr *handle***Long Syntax:** ATM.131 Address not found by ILMI, on network *network ID*, address handle = *handle***Description:** Address not found by ILMI.

ATM.132**Level:** C-INFO**Short Syntax:** ATM.132 Callee found, nt *network ID*,hdl *handle***Long Syntax:** ATM.132 Callee found, on network *network ID*, caller handle = *handle***Description:** Callee found

ATM.133**Level:** UE-ERROR**Short Syntax:** ATM.133 cllee not reg, nt *network ID*, hndl *handle***Long Syntax:** ATM.133 Callee not registered, on network *network ID*, address handle = *handle***Description:** Callee not registered.

ATM.134**Level:** UI-ERROR**Short Syntax:** ATM.134 Conn handle NULL, nt *network ID***Long Syntax:** ATM.134 Connection handle NULL, on network *network ID***Description:** Connection handle in iorb is NULL.

ATM.135**Level:** UI-ERROR**Short Syntax:** ATM.135 ILMI ptr NULL, nt *network ID***Long Syntax:** ATM.135 ILMI wrapper function called, ILMI pointer is NULL, on network *network ID***Description:** ILMI wrapper function called, ILMI pointer is NULL.

ATM.136**Level:** UI-ERROR**Short Syntax:** ATM.136 ILMI wrap ptr NULL, nt *network ID***Long Syntax:** ATM.136 ILMI wrapper function called, ILMI wrapper pointer is NULL, on network *network ID***Description:** ILMI wrapper function called, ILMI wrapper pointer is NULL.

ATM.137**Level:** UI-ERROR**Short Syntax:** ATM.137 ERROR opening data path for SVC, handle = *user_handle* nt *network ID*, rc *stat***Long Syntax:** ATM.137 ERROR opening data path for SVC, handle = *user_handle*, on network *network ID*, status = *stat***Description:** Couldn't open data path for SVC

ATM.138**Level:** UI-ERROR**Short Syntax:** ATM.138 Unknown adapter type, nt *network ID*, type *adapter_type***Long Syntax:** ATM.138 Unknown adapter type, on network *network ID*, adapter type = *adapter_type***Description:** The adapter returned an unknown adapter type.

ATM.139**Level:** UI-ERROR**Short Syntax:** ATM.139 Siftst called, nt *network ID* down**Long Syntax:** ATM.139 Selftest called, but network *network ID* is down**Description:** Self-test was called, but the adapter is down

ATM.140**Level:** UI-ERROR**Short Syntax:** ATM.140 Siftst: no bfr avail, nt *network ID***Long Syntax:** ATM.140 Selftest called, but no buffer available on network *network ID***Description:** Self-test was called, but couldn't get a buffer to read the adapter MAC address

ATM.141**Level:** UE-ERROR**Short Syntax:** ATM.141 Cnfgd spd not adapter spd, nt *network ID*, cnfg *config*, adapter *adapter***Long Syntax:** ATM.141 Configured speed different from adapter on network *network ID*, config speed = *config*, adapter speed = *adapter***Description:** The adapter speed is different from the configured speed

ATM.142**Level:** UI-ERROR**Short Syntax:** ATM.142 Bad VCC handle, nt *network ID*, hndl= *handle***Long Syntax:** ATM.142 Bad VCC handle, on network *network ID*, handle = *handle***Description:** The device driver passed a bad VCC handle to the net handler.

ATM.143**Level:** C-INFO**Short Syntax:** ATM.143 VCC hndl, nt *network ID*, hndl= *handle*, VPI= *vpi*,VCI= *vci***Long Syntax:** ATM.143 VCC handle passed to device driver, on network *network ID*, handle = *handle*, VPI = *vpi*, VCI = *vci***Description:** The net handler passed a handle to the device driver for this VPI/VCI.

ATM.144**Level:** UI-ERROR**Short Syntax:** ATM.144 No bfr for disc, nt *network ID*, VPI= *vpi*,VCI= *vci***Long Syntax:** ATM.144 No buffer for disconnect, on network *network ID*, VPI = *vpi*, VCI = *vci***Description:** No buffer was available to disconnect a VCC.

ATM.145**Level:** UI-ERROR**Short Syntax:** ATM.145 Frame recvd while disconn pending, nt *network ID*, hndl= *handle***Long Syntax:** ATM.145 Frame received while disconnect pending, on network *network ID*, handle = *handle***Description:** A frame was received when the VCC was in disconnect pending.

ATM.146**Level:** UE-ERROR**Short Syntax:** ATM.146 No prefix set, nt *network ID***Long Syntax:** ATM.146 The switch never set its prefix on network *network ID***Description:** The ATM switch never set its prefix.

ATM.147**Level:** UI-ERROR**Short Syntax:** ATM.147 No mem to rd adptr addr, nt *network ID***Long Syntax:** ATM.147 No memory at init to read adapter address, on network *network ID***Description:** No memory available at initialization to read adapter address.

ATM.148**Level:** UI-ERROR**Short Syntax:** ATM.148 No mem to rd adptr addr, nt *network ID***Long Syntax:** ATM.148 No memory at init to read adapter address, on network *network ID***Description:** No memory available at initialization to read adapter address.

ATM.149**Level:** UE-ERROR**Short Syntax:** ATM.149 Increase max frame sz while running, nt *network ID***Long Syntax:** ATM.149 Increase max frame size while running, on network *network ID***Description:** User tried to increase the maximum frame size while the machine was running.

ATM.150**Level:** UI-ERROR**Short Syntax:** ATM.150 SRAM nt found on dsabl, nt *network ID***Long Syntax:** ATM.150 SRAM record not found on disable, on network *network ID***Description:** Couldn't find the SRAM block when the user disabled the interface.

ATM.151**Level:** UI-ERROR**Short Syntax:** ATM.151 No bfr to rd adptr info on dsbl, nt *network ID***Long Syntax:** ATM.151 No buffer to read adapter on disable, on network *network ID***Description:** No buffer was available to read the adapter info when the user disabled the interface.

ATM.152**Level:** UI-ERROR**Short Syntax:** ATM.152 Rd adptr info failed on dsbl, nt *network ID***Long Syntax:** ATM.152 Read of adapter info failed on disable, on network *network ID***Description:** Couldn't read the adapter info when the user disabled the interface.

ATM.153**Level:** UI-ERROR**Short Syntax:** ATM.153 Timer re-entrancy err, nt *net_no*, flag = *flag*, log pt = *log_point***Long Syntax:** ATM.153 Timer re-entrancy error on net *net_no*, flag = *flag*, logpoint = *log_point***Description:** Timer re-entrancy error.

ATM.154**Level:** C-INFO**Short Syntax:** ATM.154 Timer set alarm, nt *net_no*, ndx = *index*, callback = *user_ptr***Long Syntax:** ATM.154 Timer set alarm on net *net_no*, index = *index*, callback address = *user_ptr***Description:** Timer set.

ATM.155**Level:** C-INFO**Short Syntax:** ATM.155 Timer set alarm, nt *net_no*, type = *type*, element = *element***Long Syntax:** ATM.155 Timer set alarm on net *net_no*, type = *type*, element address = *element***Description:** Timer set.

ATM.156**Level:** C-INFO**Short Syntax:** ATM.156 Timer trace, nt *net_no*, log pt = *logpoint*, rc = *rcode***Long Syntax:** ATM.156 Timer trace on net *net_no*, logpoint = *logpoint*, return code = *rcode***Description:** Timer trace.

ATM.157**Level:** C-INFO**Short Syntax:** ATM.157 Timer trace, nt *net_no*, log pt = *logpoint*, ndx = *index*, element = *element***Long Syntax:** ATM.157 Timer trace on net *net_no*, logpoint = *logpoint*, index = *index*, element = *element***Description:** Timer trace.

ATM.158**Level:** UI-ERROR**Short Syntax:** ATM.158 Timer already stopped, nt *net_no*, log pt = *logpoint*, ndx = *index*, element = *element***Long Syntax:** ATM.158 Timer already stopped on net *net_no*, logpoint = *logpoint*, index = *index*, element = *element***Description:** Timer already stopped.

ATM.159**Level:** UI-ERROR**Short Syntax:** ATM.159 User stopping unowned timer, nt *net_no*, stopper = *stopper*, owner = *owner***Long Syntax:** ATM.159 User stopping unowned timer on net *net_no*, stopper = *stopper*, owner = *owner***Description:** User trying to stop another user's timer.

ATM.160**Level:** C-INFO**Short Syntax:** ATM.160 Timer cancel alarm, nt *net_no*, logpt = *logpoint*, callback = *callback***Long Syntax:** ATM.160 Timer cancel alarm on net *net_no*, logpoint = *logpoint*, callback address = *callback***Description:** Timer canceled.

ATM.161**Level:** UI-ERROR**Short Syntax:** ATM.161 Timer SNO, nt *net_no*, logpt = *logpoint***Long Syntax:** ATM.161 Timer should not occur on net *net_no*, logpoint = *logpoint***Description:** Timer element not first, last, or middle.

ATM.162**Level:** C-INFO**Short Syntax:** ATM.162 Timer tick, nt *net_no*, logpt = *logpoint*, tim = *time*, callback = *callback***Long Syntax:** ATM.162 Timer tick on net *net_no*, logpoint = *logpoint*, time = *time*, callback address = *callback***Description:** Timer tick.

ATM.163**Level:** UI-ERROR**Short Syntax:** ATM.163 Timer out of elements, nt *net_no***Long Syntax:** ATM.163 Timer out of elements on net *net_no***Description:** Timer out of elements.

ATM.164**Level:** UI-ERROR**Short Syntax:** ATM.164 Timer tried to free twice, nt *net_no***Long Syntax:** ATM.164 Timer tried to free twice on net *net_no***Description:** Timer tried to free twice.

ATM.165**Level:** UI-ERROR**Short Syntax:** ATM.165 Tmr elmnts set to max, nt *net_no***Long Syntax:** ATM.165 Number of timer elements capped at maximum on net *net_no***Description:** The number of timer elements would have exceeded the maximum and was capped.

ATM.166**Level:** UI-ERROR**Short Syntax:** ATM.166 VNET Registration Failed, nt *network id*, rc *stat***Long Syntax:** ATM.166 VNET User Registration Failed, on network *network id*, status = *stat***Description:** atm_vnet_init User Registration Failed

ATM.167**Level:** UI-ERROR**Short Syntax:** ATM.167 Addr state change, not in API, nt *network ID*, addr *address*, state = *state***Long Syntax:** ATM.167 ATM address state change, not in API, on network *network ID*, ATM address = *address*, state= *state*,**Description:** Address state change but API has no record of it.

ATM.168**Level:** UI-ERROR**Short Syntax:** ATM.168 Addr in use, but not in API, nt *network ID*, addr *address***Long Syntax:** ATM.168 ATM address in use for ILMI, but not API, on network *network ID*, ATM address = *address***Description:** ILMI thinks address is registered but API has no record of it.

ATM.169**Level:** UI-ERROR**Short Syntax:** ATM.169 No bfr to splice VCC, nt *network ID*, *vpi1- vci1* to *vpi2- vci2***Long Syntax:** ATM.169 No buffer to splice VCC on network *network ID*, *vpi1- vci1* to VCC *vpi2- vci2***Description:** No buffer was available to splice two VCCs.

ATM.170**Level:** UI-ERROR**Short Syntax:** ATM.170 nt *network ID*, VCC *vpi1- vci1* was spliced *vpi2- vci2*, now *vpi3- vci3***Long Syntax:** ATM.170 on network *network ID*, VCC *vpi1- vci1* was spliced to *vpi2- vci2*, now spliced to *vpi3- vci3***Description:** User spliced an already spliced VCC to a different VCC.

ATM.171**Level:** UE-ERROR**Short Syntax:** ATM.171 nt *network ID*, no rsp to Restart**Long Syntax:** ATM.171 Switch never responded to Restart on net *network ID***Description:** The ATM switch never responded to Restart with RestartAck.

ATM.172**Level:** UI-ERROR**Short Syntax:** ATM.172 Transmit msg got VCC handle, nt *network ID***Long Syntax:** ATM.172 Transmit message was passed NULL VCC handle on network *network ID***Description:** User called `xmit_msg` passing NULL VCC handle.

ATM.173**Level:** UI-ERROR**Short Syntax:** ATM.173 nt *network ID*, *cmd* failed, unsupported protocol: *prt***Long Syntax:** ATM.173 on network *network ID*, *cmd* failed, unsupported protocol: *prt***Description:** An internal routine attempted to add or delete a multicast address for an unsupported protocol.

ATM.174**Level:** UI-ERROR**Short Syntax:** ATM.174 nt *network ID*, *cmd* failed, protocol *prt*, error code: *err***Long Syntax:** ATM.174 on network *network ID*, *cmd* failed, protocol *prt*, error code: *err***Description:** An internal error occurred while attempted to add or remove a multicast address.

ATM.175**Level:** UI-ERROR**Short Syntax:** ATM.175 nt *network ID*, SVC msg drop, low bfrs: *D2 D3 D4 D5***Long Syntax:** ATM.175 on network *network ID*, SVC message dropped, adapter low on buffers: *D2 D3 D4 D5***Description:** Signaling message dropped because adapter low on buffers.

ATM.176**Level:** UI-ERROR**Short Syntax:** ATM.176 nt *network ID*, disc conn hndl *caller*, caller *handle* dereg**Long Syntax:** ATM.176 on network *network ID*, disconnect call for handle *caller*, caller *handle* already deregistered**Description:** Disconnect call received but caller already deregistered

ATM.177**Level:** UI-ERROR**Short Syntax:** ATM.177 Function *vccmgrHandle* called, bad *vccmgr hndl caller***Long Syntax:** ATM.177 Function *vccmgrHandle* called with invalid *vccmgr handle caller***Description:** VCC manager function called with invalid VCC manager handle

ATM.178**Level:** UI-ERROR**Short Syntax:** ATM.178 Function *mecHandle* called, bad MEC hndl *caller***Long Syntax:** ATM.178 Function *mecHandle* called with invalid MEC handle *caller***Description:** An invalid MEC handle was found by VCC manager

ATM.179**Level:** UI-ERROR**Short Syntax:** ATM.179 Function *caller* called, no mem**Long Syntax:** ATM.179 Function *caller* called, out of memory**Description:** ATM API call failed, no memory available

ATM.180**Level:** C-INFO**Short Syntax:** ATM.180 VCCMGR, aging out VCC, nt *network ID*, conn hndl *connHandle***Long Syntax:** ATM.180 VCCMGR, aging out VCC, on network *network ID*, conn handle = *connHandle***Description:** Aging out a VCC

ATM.181**Level:** C-INFO**Short Syntax:** ATM.181 VCCMGR, als new entry, vccmgr hndl *vccmgrHandle***Long Syntax:** ATM.181 VCCMGR, new VCC entry created dynamically, vccmgr handle = *vccmgrHandle***Description:** *vccmgrGetVCCTableEntry* called with a new VCC entry allocated dynamically from system memory

ATM.182**Level:** C-INFO**Short Syntax:** ATM.182 VCCMGR, new VCC entry, vccmgr hndl *vccmgrHandle***Long Syntax:** ATM.182 VCCMGR, new VCC entry created, vccmgr handle = *vccmgrHandle***Description:** *vccmgrGetVCCTableEntry* called with a new VCC entry

ATM.183**Level:** C-INFO**Short Syntax:** ATM.183 VCCMGR, fvs vcc entry, vccmgr hndl *vccmgrHandle***Long Syntax:** ATM.183 VCCMGR, free VCC entry to system, vccmgr handle = *vccmgrHandle***Description:** *vccmgrFreeVCCTableEntry* called to free VCC entry to system memory

ATM.184**Level:** C-INFO**Short Syntax:** ATM.184 VCCMGR, free VCC entry, *vccmgr hndl vccmgrHandle***Long Syntax:** ATM.184 VCCMGR, free VCC entry to free list, *vccmgr handle = vccmgrHandle***Description:** *vccmgrFreeVCCTableEntry* called to free VCC entry to free list

ATM.185**Level:** UI-ERROR**Short Syntax:** ATM.185 VCCMGR, duplicate entry, *pType pType*, *vccmgr hndl vccmgrHandle***Long Syntax:** ATM.185 VCCMGR, duplicated VCC entry in list, protocol type *pType*, *vccmgr handle = vccmgrHandle***Description:** *vccmgrAddVCCToVCCList* called for duplicated VCC entry in list

ATM.186**Level:** C-INFO**Short Syntax:** ATM.186 VCCMGR, add entry, *pType pType*, *vccmgr hndl vccmgrHandle***Long Syntax:** ATM.186 VCCMGR, add VCC entry to VCC list, protocol type *pType*, *vccmgr handle = vccmgrHandle***Description:** *vccmgrAddVCCToVCCList* called to add VCC entry to the VCC list

ATM.187**Level:** C-INFO**Short Syntax:** ATM.187 VCCMGR, delete entry, *pType pType*, *vccmgr hndl vccmgrHandle***Long Syntax:** ATM.187 VCCMGR, delete VCC entry from VCC list, protocol type *pType*, *vccmgr handle = vccmgrHandle***Description:** *vccmgrDeleteEntryFromVCCList* called to delete a VCC entry

ATM.188**Level:** C-INFO**Short Syntax:** ATM.188 VCCMGR, new MEC entry, *mec hndl mecHandle***Long Syntax:** ATM.188 VCCMGR, new MEC entry created, *mec handle = mecHandle***Description:** *vccmgrGetMECTableEntry* called with a new MEC entry

ATM.189**Level:** C-INFO**Short Syntax:** ATM.189 VCCMGR, free MEC entry, *mec hndl mecHandle***Long Syntax:** ATM.189 VCCMGR, free MEC entry, *mec handle = mecHandle***Description:** *vccmgrFreeMECTableEntry* called to free a MEC entry

ATM.190**Level:** UI-ERROR**Short Syntax:** ATM.190 VCCMGR, duplicate MEC entry, mec hndl *mecHandle***Long Syntax:** ATM.190 VCCMGR, duplicated entries in MEC list, mec handle = *mecHandle***Description:** *vccmgrAddMECEntryToMECList* called with duplicated MEC entry

ATM.191**Level:** C-INFO**Short Syntax:** ATM.191 VCCMGR, add MEC entry, mec hndl *mecHandle***Long Syntax:** ATM.191 VCCMGR, add MEC entry to MEC list, mec handle = *mecHandle***Description:** *vccmgrAddMECEntryToMECList* called with duplicated MEC entry

ATM.192**Level:** C-INFO**Short Syntax:** ATM.192 VCCMGR, delete MEC entry, mec hndl *mecHandle***Long Syntax:** ATM.192 VCCMGR, delete MEC entry from MEC list, mec handle = *mecHandle***Description:** *vccmgrDeleteMECEntryFromMECList* called to delete MEC entry

ATM.193**Level:** C-INFO**Short Syntax:** ATM.193 VCCMGR, VCC sharing, nt *network ID*, conn hndl *connHandle***Long Syntax:** ATM.193 VCCMGR, place call VCC sharing, on network *network ID*, conn handle = *connHandle***Description:** *vccmgrPlaceCall* called with sharing VCC

ATM.194**Level:** C-INFO**Short Syntax:** ATM.194 VCCMGR, place call ack, vccmgr hndl *vccmgrHandle*, conn hndl *connHandle***Long Syntax:** ATM.194 VCCMGR, place call ack, vccmgr handle = *vccmgrHandle*, conn handle = *connHandle***Description:** *vccmgrPlaceCallAck* called

ATM.195**Level:** C-INFO**Short Syntax:** ATM.195 VCCMGR, place call ack for shared vcc, conn hndl *vccmgrHandle***Long Syntax:** ATM.195 VCCMGR, place call ack for shared VCC, conn handle = *vccmgrHandle***Description:** *vccmgrPlaceCallAckSimulation* called

ATM.196**Level:** C-INFO**Short Syntax:** ATM.196 VCCMGR, VCC sharing, conn hndl *connHandle***Long Syntax:** ATM.196 VCCMGR, receive call VCC sharing, conn Handle = *connHandle***Description:** *vccmgrReceiveCallAck* called with sharing VCC

ATM.197**Level:** C-INFO**Short Syntax:** ATM.197 VCCMGR, frame drop, id *dmuxID* conn hndl *connHandle***Long Syntax:** ATM.197 VCCMGR, data frame dropped, dmux id = *dmuxID*, conn Handle = *connHandle***Description:** *vccmgrReceiveFrame* called for frame drop

ATM.198**Level:** C-INFO**Short Syntax:** ATM.198 VCCMGR, ready indicate rcvd, conn hndl *connHandle***Long Syntax:** ATM.198 VCCMGR, first LE ready indicate received, conn Handle = *connHandle***Description:** *vccmgrReceiveFrame* called for receiving the first ready indicate

ATM.199**Level:** C-INFO**Short Syntax:** ATM.199 VCCMGR, duplicate VCC found, MEC hndl *mechHandle*, conn hndl *connHandle***Long Syntax:** ATM.199 VCCMGR, duplicate VCC found, MEC handle = *mechHandle*, conn handle = *connHandle***Description:** *vccmgrReceiveFrame* called for duplicated VCC

ATM.200**Level:** C-INFO**Short Syntax:** ATM.200 VCCMGR, data frame rcvd, marker *marker***Long Syntax:** ATM.200 VCCMGR, LE data frame received, marker = *marker***Description:** *vccmgrReceiveFrame* called for receiving data frame

ATM.201**Level:** C-INFO**Short Syntax:** ATM.201 VCCMGR, control frame rcvd, opcode *opCode***Long Syntax:** ATM.201 VCCMGR, LE control frame received, opCode = *opCode***Description:** *vccmgrReceiveFrame* called for receiving control frame

ATM.202**Level:** C-INFO**Short Syntax:** ATM.202 VCCMGR, frame drop, *dmuxID opCode***Long Syntax:** ATM.202 VCCMGR, frame dropped, user not found, *dmuxID = opCode***Description:** *vccmgrReceiveFrame* called for dropping frame

ATM.203**Level:** C-INFO**Short Syntax:** ATM.203 VCCMGR, simulating rcvd call, *hdl connHandle***Long Syntax:** ATM.203 VCCMGR, simulating receive call, *connHandle = connHandle***Description:** *vccmgrSimulatingReceiveCall* called

ATM.204**Level:** C-INFO**Short Syntax:** ATM.204 VCCMGR, call simulated, *hdl connHandle***Long Syntax:** ATM.204 VCCMGR, receive call simulated, *connHandle = connHandle***Description:** *vccmgrSimulatingReceiveCall* called

ATM.205**Level:** C-INFO**Short Syntax:** ATM.205 VCCMGR, share VCC data path, *vcc hndl vccHandle***Long Syntax:** ATM.205 VCCMGR, share VCC data path, *vccHandle = vccHandle***Description:** *vccmgrOpenVccDataPath* called

ATM.206**Level:** C-INFO**Short Syntax:** ATM.206 VCCMGR, close shared VCC data path, *vcc hndl vccHandle***Long Syntax:** ATM.206 VCCMGR, close shared VCC data path, *vcc handle = vccHandle***Description:** *vccmgrOpenVccDataPath* called

ATM.207**Level:** C-INFO**Short Syntax:** ATM.207 VCCMGR, hangup call by *vccmgr*, *conn hndl vccHandle***Long Syntax:** ATM.207 VCCMGR, hangup call by *vccmgr*, *conn handle = vccHandle***Description:** *vccmgrReleaseVCC* called to hangup call

ATM.208**Level:** C-INFO**Short Syntax:** ATM.208 VCCMGR, nt *network ID*, hangup call, *conn hndl connHandle***Long Syntax:** ATM.208 VCCMGR, network *network ID*, VCC hangup call, *connHandle = connHandle***Description:** *vccmgrHangupCall* called

ATM.209**Level:** C-INFO**Short Syntax:** ATM.209 VCCMGR, nt *network ID*, hangup shared call, conn hndl *connHandle***Long Syntax:** ATM.209 VCCMGR, network *network ID*, hangup shared VCC call, connHandle = *connHandle***Description:** vccmgrHangupCall called

ATM.210**Level:** C-INFO**Short Syntax:** ATM.210 VCCMGR, new owner, vccmgr hndl *vccmgrHandle*, conn hndl *connHandle***Long Syntax:** ATM.210 VCCMGR, new VCC owner found, vccmgrHandle = *vccmgrHandle*, connHandle = *connHandle***Description:** vccmgrSetNewVccOwner called

ATM.211**Level:** C-INFO**Short Syntax:** ATM.211 VCCMGR, new owner, vccmgr hndl *vccmgrHandle*, conn hndl *connHandle***Long Syntax:** ATM.211 VCCMGR, new VCC owner found, vccmgrHandle = *vccmgrHandle*, connHandle = *connHandle***Description:** vccmgrDisconnectCallSharedUser called

ATM.212**Level:** C-INFO**Short Syntax:** ATM.212 VCCMGR, disconnect call, vccmgr hndl *vccmgrHandle*, conn hndl *connHandle***Long Syntax:** ATM.212 VCCMGR, disconnect call, vccmgr handle = *vccmgrHandle*, connHandle = *connHandle***Description:** vccmgrDisconnectCall called

ATM.213**Level:** C-INFO**Short Syntax:** ATM.213 VCCMGR, close call sap, sap hndl *vccmgrHandle***Long Syntax:** ATM.213 VCCMGR, close call sap, sap handle = *vccmgrHandle***Description:** vccmgrCloseCallSap called

ATM.214**Level:** C-INFO**Short Syntax:** ATM.214 VCCMGR, disconnect shared call, conn hndl *connHandle***Long Syntax:** ATM.214 VCCMGR, disconnect call for shared users, connHandle = *connHandle***Description:** vccmgrDisconnectCallSharedUser called

ATM.215

Level: C-INFO

Short Syntax: ATM.215 VCCMGR, simulating hangup call, conn hndl *connHandle*

Long Syntax: ATM.215 VCCMGR, simulating hangup call for shared users, connHandle = *connHandle*

Description: vccmgrHangupCallSimulation called

ATM.216

Level: UI-ERROR

Short Syntax: ATM.216 API, invalid bound VCC hndl, nt *network ID*, hndl *handle* bnd hndl *bound*

Long Syntax: ATM.216 API called with invalid VCC handle, on network *network ID*, handle = *handle* bound handle = *bound*

Description: Invalid bound VCC handle in VCC handle passed to API

ATM.217

Level: UI-ERROR

Short Syntax: ATM.217 C_caller, hangup leaf: dup caller on MP call, nt *network ID*, conn hndl *connHandle*

Long Syntax: ATM.217 C_caller, hangup leaf: duplicate caller on multipoint call, on network *network ID*, conn handle = *connHandle*

Description: Add-party received for a multipoint call for the same caller

Panic atmmem

Short Syntax: ATM interface initialization failed, no memory.

Description: The ATM interface failed to allocate sufficient memory to complete initialization.

Action: Contact your customer service representative.

ATM Logical Link Control

This chapter describes ALLC messages. For information on message content and how to use the message, refer to the Introduction.

ALLC.001

Level: C-INFO

Short Syntax: ALLC.001 Fn *function_name* called, nt *network id*

Long Syntax: ALLC.001 Function *function_name* called, on network *network id*

Description: ATM 1483 function called

ALLC.002

Level: CI-ERROR

Short Syntax: ALLC.002 error rtn, fn *function_name* rc *return_code* (*descriptor_string*) nt *network ID*

Long Syntax: ALLC.002 error rtn, fn *function_name* rc *return_code* (*descriptor_string*) nt *network ID*

Description: A downcall to the ATM LLC layer returned error

Cause: Could be bad input parameters, or an erroneous condition the return code will be printed alongwith a short string describing the error. The function name returning error is also printed. Possible error strings: Invalid net num" : Invalid net number was passed to the API NULL clientFunctions" : NULL clientFunctions ptr passed NULL clientHandlePtr" : NULL clientHandlePtr passed Inv hdr length" : Invalid packet header length passed Invalid addr scheme" : Invalid ATM addressing scheme requested net down (reg)" : Net is down, but client was registered (no error) net down (no reg)" : Net is down, no client registration performed (no error) dup non-shared EPs" : Two non shareable endpoints configured with the same atm address tried to register. (This indicates a possible configuration error) addr actvnc procdng" : ATM address activation is in progress (no error) bad client handle" : An invalid client handle was passed to the ATM LLC API. bad input parms" : An invalid input parameter was passed to the ATM LLC API. ep not up" : A caller tried to open a channel on an endpoint which is not yet up. bad channel handle" : An invalid channel handle was passed to the ATM LLC API. not chnl user" : A caller to the ATM LLC API tried to use a channel without being a user of it.

ALLC.003

Level: C-INFO

Short Syntax: ALLC.003 clnt (*atm1483ClientStruct_ptr*) added to exstng EP (*atm1483EpBlkStruct_ptr*) (total *num_clnts*), nt *network id*

Long Syntax: ALLC.003 client (*atm1483ClientStruct_ptr*) added to existing EP (*atm1483EpBlkStruct_ptr*) (total *num_clnts*), nt *network id*

Description: A client has been successfully registered with an existing point, the new number of clients on this endpoint is printed.

ALLC.004**Level:** C-INFO**Short Syntax:** ALLC.004 Clnt (*atm1483ClientStruct_ptr*) added to new EP (*atm1483EpBlkStruct_ptr*), nt *network id***Long Syntax:** ALLC.004 Client (*atm1483ClientStruct_ptr*) added to newly created endpoint (*atm1483EpBlkStruct_ptr*), nt *network id***Description:** A new endpoint has been created and a client has successfully registered with it.

ALLC.005**Level:** C-INFO**Short Syntax:** ALLC.005 Fn *function_name* rtnng SUCCESS, nt *network id***Long Syntax:** ALLC.005 Function *function_name* returning SUCCESS, on network *network id***Description:** ATM 1483 function returning SUCCESS

ALLC.006**Level:** C-INFO**Short Syntax:** ALLC.006 Fn *function_name* called**Long Syntax:** ALLC.006 Function *function_name* called**Description:** ATM 1483 function called

ALLC.007**Level:** CI-ERROR**Short Syntax:** ALLC.007 Error rtn, fn *function_name* rc *return_code* (*descriptor_string*)**Long Syntax:** ALLC.007 Error rtn, fn *function_name* rc *return_code* (*descriptor_string*)**Description:** A downcall to the ATM LLC layer returned error**Cause:** Could be bad input parameters, or an erroneous condition the return code will be printed alongwith a short string describing the error. Possible *descriptor_strings* are the same as in ALLC_2.

ALLC.008**Level:** UI_ERROR**Short Syntax:** ALLC.008 Failed mem allocn, fn *function_name* (*descriptor_string*)**Long Syntax:** ALLC.008 Failed memory allocation in function *function_name* (*descriptor_string*)**Description:** An attempt to allocate dynamic memory failed**Cause:** This indicates that the router is running out of dynamic memory This should be addressed the same way that other memory allocation failures are addressed.

ALLC.009**Level:** UI_ERROR**Short Syntax:** ALLC.009 Matching PVC (vpi= *vpi* vci= *vci*) unusable (*descriptor_string*), nt *network id***Long Syntax:** ALLC.009 matching PVC (vpi= *vpi* vci= *vci*) unusable (*descriptor_string*), nt *network id***Description:** A client tried to open an existing PVC but sharing flags do not allow this or there is an SDU mismatch (this is indicated in the descriptor string).**Cause:** This may indicate a configuration error for these PVCs.

ALLC.010**Level:** C-INFO**Short Syntax:** ALLC.010 new user on chnl (vpi *vpi*/ vci *vci*) (total *new_total*) nt *network id***Long Syntax:** ALLC.010 Added new user to chnl (vpi *vpi*/ vci *vci*) (total *new_total*) nt *network id***Description:** A new user has been added to a vcc. The new total number of users of this vcc is printed.

ALLC.011**Level:** C-INFO**Short Syntax:** ALLC.011 PVC up (vpi= *vpi* vci= *vci*), nt *network id***Long Syntax:** ALLC.011 New PVC activated (vpi= *vpi* vci= *vci*), nt *network id***Description:** A new PVC has been activated

ALLC.012**Level:** UI-ERROR**Short Syntax:** ALLC.012 Failed PVC bring up (vpi= *vpi* vci= *vci*, redial= *redial_flag*), nt *network id***Long Syntax:** ALLC.012 Failed PVC bring up (vpi= *vpi* vci= *vci*, redial= *redial_flag*), nt *network id***Description:** Indicates failure to bring up a PVC. redial if non zero indicates subsequent activation will be re-attempted.

ALLC.013**Level:** CE-ERROR**Short Syntax:** ALLC.013 Failed SVC bring up (dstn *atm_address*, redial= *redial_flag*), nt *network id***Long Syntax:** ALLC.013 Failed SVC bring up (dstn ATM addr *atm_address*, redial= *redial_flag*), nt *network id***Description:** Indicates failure to bring up a SVC to specified destination ATM address. redial" being non zero indicates subsequent activation will be re-attempted.

ALLC.014**Level:** C-INFO**Short Syntax:** ALLC.014 SVC call placed (dstn *atm_address*), nt *network id***Long Syntax:** ALLC.014 SVC call placed (dstn ATM addr *atm_address*), nt *network id***Description:** Indicates that a call was successfully placed for an SVC to the specified destination atm address.

ALLC.015**Level:** C-INFO**Short Syntax:** ALLC.015 PVC closed locally (vpi= *vpi* vci= *vci*), nt *network id***Long Syntax:** ALLC.015 PVC closed locally (vpi= *vpi* vci= *vci*), nt *network id***Description:** Indicates that a PVC was closed after the last user of this PVC closed this channel.

ALLC.016**Level:** C-INFO**Short Syntax:** ALLC.016 SVC hung up (vpi *vpi*/ vci *vci*, dstn *atm_address*) nt *network id***Long Syntax:** ALLC.016 SVC hung up (vpi *vpi*/ vci *vci*, dstn *atm_address*) nt *network id***Description:** Indicates that an SVC was hung up after the last user of this SVC closed this channel.

ALLC.017**Level:** C-INFO**Short Syntax:** ALLC.017 atm1483SendData success (vpi *vpi*/ vci *vci*), nt *network id***Long Syntax:** ALLC.017 atm1483SendData success(vpi *vpi*/ vci *vci*), nt *network id***Description:** The slow path" data transmission function on this vcc was successful

ALLC.018**Level:** UI-ERROR**Short Syntax:** ALLC.018 atm1483SendData failed (vpi *vpi*/ vci *vci*), nt *network id***Long Syntax:** ALLC.018 atm1483SendData failed (vpi *vpi*/ vci *vci*), nt *network id***Description:** The slow path" data transmission function vcc was unsuccessful

ALLC.019**Level:** C-INFO**Short Syntax:** ALLC.019 EP actvn attempt (ESI *esi* Sel *selector*), nt *network id***Long Syntax:** ALLC.019 EP activation attempt (ESI *esi* Sel *selector*), nt *network id***Description:** An attempt is being made to activate an endpoint. The endpoint is described by its ESI (either actual or "Burned In" and the selector byte).

ALLC.020**Level:** CI-ERROR**Short Syntax:** ALLC.020 ATM downcall fail (*function_name* rc *return_code*)**Long Syntax:** ALLC.020 ATM downcall from 1483 failed (*function_name* rc *return_code*)**Description:** A downcall from the 1483 layer to the ATM driver returned something other than SUCCESS, the function name and return code are printed.

ALLC.021**Level:** C-INFO**Short Syntax:** ALLC.021 EP up (*atm_address*), nt *network id***Long Syntax:** ALLC.021 Local endpoint activated (*atm_address*), nt *network id***Description:** A local ATM 1483 endpoint has been activated

ALLC.022**Level:** C-INFO**Short Syntax:** ALLC.022 ATM addr state chg (ESI *esi* Sel *selector*, state *newstate*), nt *network id***Long Syntax:** ALLC.022 ATM addr state chg upcall (ESI *esi* Sel *selector*, state *newstate*), nt *network id***Description:** An upcall was received indicating a change in state of an ATM address The new state is indicated by the value of "state" state = 0 => address deactivated state = 1 => address activated state = 2 => address refused state = 3 => address wrap

ALLC.023**Level:** UE-ERROR**Short Syntax:** ALLC.023 Hanging up incoming call (caller *remote_atm_address*, *hangup_descriptor_string*), nt *network id***Long Syntax:** ALLC.023 Hanging up incoming call (caller *remote_atm_address*, *hangup_descriptor_string*), nt *network id***Description:** An incoming call has been hung up. Caller's atm address and a string describing the reason are printed

ALLC.024**Level:** C-INFO**Short Syntax:** ALLC.024 Valid call recvd (caller *remote_atm_address*, vpi *vpi*/ vci *vci*, total *num_chnls*, sdu chg *sdu_chg*)**Long Syntax:** ALLC.024 Valid call recvd (caller *remote_atm_address*, vpi *vpi*/ vci *vci*, total *num_chnls*, sdu chg *sdu_chg*)**Description:** An valid incoming call has been received and acknowledged. In addition to the caller's atm address, vpi and vci, the new total number of active SVCs on this interface (using ALLC) is printed and whether SDU negotiation was performed (if "sdu chg" is non zero).

ALLC.025**Level:** UE-ERROR**Short Syntax:** ALLC.025 Hanging up acked call (destn *remote_atm_address*, *hangup_descriptor_string*, *redial_redial_flag*), nt *network id***Long Syntax:** ALLC.025 Hanging up acked call (destn *remote_atm_address*, *hangup_descriptor_string*, *redial_redial_flag*), nt *network id***Description:** An outgoing call which has received an ack has been hung up. Destination atm address and a string describing the reason are printed. If "redial" flag is non zero, indicates that the channel will be redialled.

ALLC.026**Level:** C-INFO**Short Syntax:** ALLC.026 VCC setup complete (destn *remote_atm_address*, *vpi vpi* *vci vci*, total *num_chnls*), nt *network id***Long Syntax:** ALLC.026 VCC setup complete (destn *remote_atm_address*, *vpi vpi* *vci vci*, total *num_chnls*), nt *network id***Description:** A VCC which was initiated by the local endstation has been successfully setup. The destination ATM address, vpi, vci are printed as well as the new total number of active SVCs on this interface (using ALLC).

ALLC.027**Level:** CE-ERROR**Short Syntax:** ALLC.027 Recvd remote disconn (from *remote_atm_address*, *vpi vpi/vci vci*), nt *network id***Long Syntax:** ALLC.027 Recvd remote disconn (from *remote_atm_address*, *vpi vpi/vci vci*), nt *network id***Description:** The remote ATM station disconnected the VCC. The remote ATM address and vpi/vci of the VCC are printed.

ALLC.028**Level:** CE-ERROR**Short Syntax:** ALLC.028 Remote VCC Disconn (rsn *reason_code*, cause *cause_code*, *diagLen diag_len*, *diagData[0] diag_data*)**Long Syntax:** ALLC.028 Remote VCC Disconn (rsn *reason_code*, cause *cause_code*, *diagLen diag_len*, *diagData[0] diag_data*)**Description:** This is used to indicate the reason and cause codes for the VCC disconnect indicated by ALLC_27

ALLC.029**Level:** C-INFO**Short Syntax:** ALLC.029 EP cleaned up (ESI *esi Sel selector*), nt *network id***Long Syntax:** ALLC.029 EP cleaned up (ESI *esi Sel selector*), nt *network id***Description:** An Endpoint which is no longer needed is being cleaned up. The ESI and Selector byte which define the endpoint are displayed.

ALLC.030**Level:** UI_ERROR**Short Syntax:** ALLC.030 Internal ATM downcall fail (*function_name* rc *return_code*)**Long Syntax:** ALLC.030 ATM downcall for a local function from 1483 failed (*function_name* rc *return_code*)**Description:** A downcall to the ATM API which only involved local functions and should normally always succeed, failed. This indicates possibly an error in the ATMLLC and/or ATM driver code.

ALLC.031**Level:** C-INFO**Short Syntax:** ALLC.031 Packet recvd (0-3 *first_4_bytes* 4-7 *next_4_bytes* 8-9 *next_2_bytes*), nt *network id***Long Syntax:** ALLC.031 Packet received by ATMLLC (0-3 *first_4_bytes* 4-7 *next_4_bytes* 8-9 *next_2_bytes*), nt *network id***Description:** A packet has been received by the ATMLLC module on this net; the first 10 bytes of the packet (containing LLC SNAP information) are printed.

ALLC.032**Level:** UI-ERROR**Short Syntax:** ALLC.032 invalid clnt (*atm1483ClientStruct_ptr*) on chnl (*vpi vpi/vci vci*), nt *network id***Long Syntax:** ALLC.032 invalid client (*atm1483ClientStruct_ptr*) still on chnl (*vpi vpi/vci vci*), nt *network id***Description:** An invalid client is listed as a user of a channel. This could have been an old client which has since been deleted or which exited this channel earlier. This indicates an internal coding error.

ALLC.033**Level:** U-INFO**Short Syntax:** ALLC.033 chnl disconn recvd with null correlator**Long Syntax:** ALLC.033 chnl disconn recvd with null correlator**Description:** The ATMLLC module received a disconnect for a channel before receiving the setup itself.

ALLC.034**Level:** C-INFO**Short Syntax:** ALLC.034 netup recvd by ep *atm1483EpBlkStruct_ptr* (*num_clients* *clnts*), nt *network id***Long Syntax:** ALLC.034 netup recvd by endpoint *atm1483EpBlkStruct_ptr* (*num_clients* *clients*), nt *network id***Description:** A netup was received by the endpoint specified. The number of clients currently registered with the endpoint is printed.

ALLC.035

Level: C-INFO

Short Syntax: ALLC.035 netdwn recvd by ep *atm1483EpBlkStruct_ptr* (*num_clients* clnts),
nt *network id*

Long Syntax: ALLC.035 netdown recvd by endpoint *atm1483EpBlkStruct_ptr* (*num_clients*
clients), nt *network id*

Description: A net down was received by the endpoint specified. The number of clients
currently registered with the endpoint is printed.

ALLC.036

Level: C-INFO

Short Syntax: ALLC.036 clnt (*atm1483ClientStruct_ptr*) deleted from ep (*atm1483EpBlkStruct_ptr*), *n_clients* remain, nt *network id*

Long Syntax: ALLC.036 client (*atm1483ClientStruct_ptr*) deleted from endpt (*atm1483EpBlkStruct_ptr*), *n_clients* remain, nt *network id*

Description: This message is printed whenever a client is deregistered from an endpoint.
IDs of the client and endpoint are printed as well as the number of clients remaining on the
endpoint.

Frame Relay Boundary Access Node (BAN)

This chapter describes Frame Relay Boundary Access Node (BAN) messages. For information on message content and how to use the message, refer to the Introduction.

BAN.001

Level: C-INFO

Short Syntax: BAN.001 T *direction*:I-FRM port= *bridge_port* len= *len* *src_mac*-> *dest_mac* *src_sap*-> *dest_sap* rif data

Long Syntax: BAN.001 T *direction*:I-FRAME port= *bridge_port* len= *len* *src_mac*-> *dest_mac* *src_sap*-> *dest_sap* rif data

Description: I-frame packet. Direction is "in" or "out" of the router. Shows the bridge port number. Shows the full RIF (routing information field) of the packet. Shows up to 20 bytes of the packet after the SSAP field. The length is the amount of data in the packet after the SSAP field in the packet.

BAN.002

Level: P-TRACE

Short Syntax: BAN.002 T *direction*:RR port= *bridge_port* len= *len* *src_mac*-> *dest_mac* *src_sap*-> *dest_sap* rif data

Long Syntax: BAN.002 T *direction*:RR port= *bridge_port* len= *len* *src_mac*-> *dest_mac* *src_sap*-> *dest_sap* rif data

Description: RR packet.

BAN.003

Level: UI-ERROR

Short Syntax: BAN.003 prt *bridge_port* not a bdg prt

Long Syntax: BAN.003 port *bridge_port* is not a bridge port

Description: The configured BAN bridge port is not a bridge port.

Cause: This is a configuration inconsistency.

Action: Correct configuration.

BAN.004

Level: CI-ERROR

Short Syntax: BAN.004 prt *bridge_port* initialized

Long Syntax: BAN.004 port *bridge_port* initialized

Description: The configured BAN bridge port has been initialized from a BAN point of view.

BAN.005

Level: UI-ERROR

Short Syntax: BAN.005 frm drp *source_mac-> dest_mac*, not BNI src addr *bni_mac*, prt *bridge_port*

Long Syntax: BAN.005 frame dropped *source_mac-> dest_mac*, not BNI source address *bni_mac*, port *bridge_port*

Description: Every frame sent by the NCP must match the configured Boundary Node Identifier (BNI) MAC address.

Cause: This is an NCP address configuration inconsistency between the NCP and the router.

Action: Correct configuration either on the NCP or the router.

Cause: This BAN bridge port is not connected to an NCP.

Action: Check bridge configuration. Check Frame Relay DLCI connections and configuration. Check cable connections.

Cause: BAN has mistakenly been configured on this port.

Action: Remove this port from the BAN configuration.

BAN.006

Level: UI-ERROR

Short Syntax: BAN.006 prt *bridge_port* not a FR bdg prt

Long Syntax: BAN.006 port *bridge_port* is not a Frame Relay bridge port

Description: The configured BAN bridge port is not a Frame Relay DLCI bridge port.

Cause: This is a configuration inconsistency. BAN ports can only be on Frame Relay DLCI bridge ports.

Action: Correct configuration.

BAN.008

Level: U-INFO

Short Syntax: BAN.008 frm flt, prt *bridge_port*, OUI br type *oui_type*

Long Syntax: BAN.008 frm flt, prt *bridge_port*, OUI br type *oui_type*

Description: The outgoing frame was filtered by BAN because it is was NOT an RFC 1490 bridged Token-Ring frame, without preserved FCS, which is OUI type 9. This is the only type of frame expected by the NCP. Another bridge type frame is being sent: 1 and 7 are Ethernet, 2 and 8 are 802.4, 3 is Token-Ring with FCS, 4 and 10 are FDDI, 11 is 802.6, 14 is 802.1d Hello BPDU, 15 is SRB Hello BPDU.

Cause: This is not expected to happen because transparent behavior and the spanning tree are always forced off for a BAN port.

Action: None. This is harmless.

BAN.009

Level: C-TRACE

Short Syntax: BAN.009 frm flt *src_addr-> dest_addr*, prt *bridge_port*, da not BAN DCLI
addr *ban_dcli_addr*

Long Syntax: BAN.009 frm flt *src_addr-> dest_addr*, prt *bridge_port*, da not BAN DCLI
addr *ban_dcli_addr*

Description: The outgoing frame was filtered by BAN because the the frame's destination address did not equal the BAN DLCI address. This is done to protect the NCP.

Cause: The normal bridge logic will try to send to all ports.

Action: None. This is harmless.

BAN.010

Level: C-INFO

Short Syntax: BAN.010 prt *bridge_port* forcing: TB,STP off

Long Syntax: BAN.010 port *bridge_port* forcing: TB,STP off

Description: The BAN bridge port behavior is being dynamically forced to transparent bridging off, spanning tree off. This is required for BAN.

Cause: This is done dynamically as a configuration convenience.

BAN.011

Level: UI-ERROR

Short Syntax: BAN.011 prt *bridge_port* DLSw term but DLSw is not in the build

Long Syntax: BAN.011 port *bridge_port* DLSw term but DLSw is not in the build

Description: The BAN bridge port is configured for DLSw terminated. However, DLSw is not in this build.

Cause: This is a configuration inconsistency.

Action: Either correct configuration to do bridging instead of DLSw switching on the BAN port, or obtain a build with DLSw in it.

BAN.013

Level: C-TRACE

Short Syntax: BAN.013 frm flt *src_addr-> dest_addr*, prt *bridge_port*, DLSw snbn *dls_snb*
not in RIF *rif*

Long Syntax: BAN.013 frm flt *src_addr-> dest_addr*, prt *bridge_port*, DLSw snbn *dls_snb*
not in RIF *rif*

Description: The outgoing frame was filtered by BAN because the the BAN port is set to DLSw switching, but the frame was not a DLSw frame since the DLSw source-routing segment and bridge number were not in the RIF (routing information field) of the frame. This is done to protect the NCP.

Cause: This will occur at times since the standard DLSw logic tries to DLSw switch and bridge some of the SNA frames. For example, this will occur for a TEST command frame.

Action: None. This is harmless.

BAN.014

Level: P-TRACE

Short Syntax: BAN.014 T *direction*:RNR port= *bridge_port* len= *len* *src_mac*-> *dest_mac* *src_sap*-> *dest_sap* rif data

Long Syntax: BAN.014 T *direction*:RNR port= *bridge_port* len= *len* *src_mac*-> *dest_mac* *src_sap*-> *dest_sap* rif data

Description: RNR packet.

BAN.015

Level: P-TRACE

Short Syntax: BAN.015 T *direction*:REJ port= *bridge_port* len= *len* *src_mac*-> *dest_mac* *src_sap*-> *dest_sap* rif data

Long Syntax: BAN.015 T *direction*:REJ port= *bridge_port* len= *len* *src_mac*-> *dest_mac* *src_sap*-> *dest_sap* rif data

Description: REJ packet.

BAN.016

Level: CI-ERROR

Short Syntax: BAN.016 T *direction*:TST_C port= *bridge_port* len= *len* *src_mac*-> *dest_mac* *src_sap*-> *dest_sap* rif data

Long Syntax: BAN.016 T *direction*:TST_C port= *bridge_port* len= *len* *src_mac*-> *dest_mac* *src_sap*-> *dest_sap* rif data

Description: TEST_C (Test command) packet.

BAN.017

Level: CI-ERROR

Short Syntax: BAN.017 T *direction*:TST_R port= *bridge_port* len= *len* *src_mac*-> *dest_mac* *src_sap*-> *dest_sap* rif data

Long Syntax: BAN.017 T *direction*:TST_R port= *bridge_port* len= *len* *src_mac*-> *dest_mac* *src_sap*-> *dest_sap* rif data

Description: TEST_R (Test response) packet.

BAN.018

Level: CI-ERROR

Short Syntax: BAN.018 T *direction*:XID_C port= *bridge_port* len= *len* *src_mac*-> *dest_mac* *src_sap*-> *dest_sap* rif data

Long Syntax: BAN.018 T *direction*:XID_C port= *bridge_port* len= *len* *src_mac*-> *dest_mac* *src_sap*-> *dest_sap* rif data

Description: XID_C (XID command) packet.

BAN.019**Level:** CI-ERROR**Short Syntax:** BAN.019 T *direction:XID_R port= bridge_port len= len src_mac-> dest_mac src_sap-> dest_sap rif data***Long Syntax:** BAN.019 T *direction:XID_R port= bridge_port len= len src_mac-> dest_mac src_sap-> dest_sap rif data***Description:** XID_R (XID response) packet.

BAN.020**Level:** CI-ERROR**Short Syntax:** BAN.020 T *direction:SABME port= bridge_port len= len src_mac-> dest_mac src_sap-> dest_sap rif data***Long Syntax:** BAN.020 T *direction:SABME port= bridge_port len= len src_mac-> dest_mac src_sap-> dest_sap rif data***Description:** SABME packet.

BAN.021**Level:** CI-ERROR**Short Syntax:** BAN.021 T *direction:UA port= bridge_port len= len src_mac-> dest_mac src_sap-> dest_sap rif data***Long Syntax:** BAN.021 T *direction:UA port= bridge_port len= len src_mac-> dest_mac src_sap-> dest_sap rif data***Description:** UA packet.

BAN.022**Level:** CI-ERROR**Short Syntax:** BAN.022 T *direction:DM port= bridge_port len= len src_mac-> dest_mac src_sap-> dest_sap rif data***Long Syntax:** BAN.022 T *direction:DM port= bridge_port len= len src_mac-> dest_mac src_sap-> dest_sap rif data***Description:** DM packet.

BAN.023**Level:** CI-ERROR**Short Syntax:** BAN.023 T *direction:DISC port= bridge_port len= len src_mac-> dest_mac src_sap-> dest_sap rif data***Long Syntax:** BAN.023 T *direction:DISC port= bridge_port len= len src_mac-> dest_mac src_sap-> dest_sap rif data***Description:** DISC packet.

BAN.024**Level:** CI-ERROR**Short Syntax:** BAN.024 T *direction*:FRMR port= *bridge_port* len= *len* *src_mac*-> *dest_mac* *src_sap*-> *dest_sap* rif data**Long Syntax:** BAN.024 T *direction*:FRMR port= *bridge_port* len= *len* *src_mac*-> *dest_mac* *src_sap*-> *dest_sap* rif data**Description:** FRMR packet.

BAN.025**Level:** CI-ERROR**Short Syntax:** BAN.025 T *direction*:OTHER port= *bridge_port* len= *len* *src_mac*-> *dest_mac* *src_sap*-> *dest_sap* rif data**Long Syntax:** BAN.025 T *direction*:OTHER port= *bridge_port* len= *len* *src_mac*-> *dest_mac* *src_sap*-> *dest_sap* rif data**Description:** Other packet than those specifically called out above. Look at the data shown to determine exactly what type of frame it is.

BAN.026**Level:** UI-ERROR**Short Syntax:** BAN.026 frm drp, prt *bridge_port*, port is DLSw term, but DLSw not intialized**Long Syntax:** BAN.026 frame dropped, port *bridge_port*, port is DLSw terminated, but DLSw not intialized**Description:** All frames are being dropped. The port has been configured for DLSw termination, but DLSw is not running.**Cause:** DLSw was not configured or only partially configured.**Action:** Configure DLSw.**Cause:** DLSw is not in your software load.**Action:** Get a new software load with DLSw.

BAN.027**Level:** UI-ERROR**Short Syntax:** BAN.027 prt *bridge_port* not a source routing bdg prt**Long Syntax:** BAN.027 port *bridge_port* is not a source routing bridge port**Description:** The configured BAN bridge port is not a source routing bridge port.**Cause:** This is a configuration inconsistency. BAN ports can only be on source routing Frame Relay DLCI bridge ports.**Action:** Correct configuration.

BAN.028**Level:** UI-ERROR**Short Syntax:** BAN.028 frm drp, prt *bridge_port*, port is not intialized**Long Syntax:** BAN.028 frame dropped, port *bridge_port*, port is not intialized**Description:** All bridged frames, in and out, are being dropped. The BAN port did not initialize.**Cause:** Some kind of configuration inconsistency.

Action: Turn on BAN ELS messages and restart the router to find out why BAN did not initialize on this port.

BAN.029

Level: UI-ERROR

Short Syntax: BAN.029 prt *bridge_port*, BAN DLCI addr *ban_dlc_addr* is a duplicate with SR-TB enabled.

Long Syntax: BAN.029 port *bridge_port*, BAN DLCI address *ban_dlc_addr* is a duplicate with SR-TB enabled.

Description: When SR-TB conversion is enabled on the bridge, the BAN DLCI MAC addresses of the bridging DLCI must be unique. This restriction does not apply if SR-TB is disabled.

Cause: The BAN DLCI MAC address for this BAN bridging DLCI is the same as the one used on another BAN DLCI and SR-TB is enabled.

Action: Possible alternative solutions are (1) Turn off SR-TB, if not needed. (2) Use DLSw terminated mode on the DLCI instead of the bridging mode. (3) Do not use multiple DLCIs, if not needed. (4) Use unique BAN DLCI MAC addresses on the DLCIs.

Bridging Broadcast Manager (BBCM)

This chapter describes Bridging Broadcast Manager (BBCM) messages. For information on message content and how to use the message, refer to the Introduction.

BBCM.001

Level: U_INFO

Short Syntax: BBCM.001 *instance_str*initlzd

Long Syntax: BBCM.001 *instance_str*initialized

Description: Bridging Broadcast Manager has been initialized

BBCM.002

Level: U_INFO

Short Syntax: BBCM.002 *instance_str*HALTED

Long Syntax: BBCM.002 *instance_str*HALTED

Description: Bridging Broadcast Manager has been halted. No protocols are active

BBCM.003

Level: U_INFO

Short Syntax: BBCM.003 *instance_str*STARTED/RESTARTED prtcl *protocol_name*, age out= *age_out* min

Long Syntax: BBCM.003 *instance_str*STARTED/RESTARTED protocol *protocol_name*, age out= *age_out* min

Description: BBCM has been started (or restarted) for the given protocol

BBCM.004

Level: U_INFO

Short Syntax: BBCM.004 *instance_str*STOPPED prtcl *protocol_name*

Long Syntax: BBCM.004 *instance_str*STOPPED protocol *protocol_name*

Description: BBCM has been stopped for the given protocol. Frames will not be processed by BBCM for the protocol, existing protocol entries will be aged out over time

BBCM.005

Level: U_INFO

Short Syntax: BBCM.005 *instance_str*SHUT DOWN BBCM for prtcl *protocol_name*

Long Syntax: BBCM.005 *instance_str*SHUT DOWN BBCM for protocol *protocol_name*

Description: BBCM has been shut down for the given protocol. Frames will not be processed by BBCM for the protocol, all existing protocol entries have been deleted. This is likely a result of BBCM running out of memory for adding additional protocol entries. BBCM's memory is now free for other functions to use.

BBCM.006

Level: U_INFO

Short Syntax: BBCM.006 *instance_strdeleted* all *protocol_name* prtcl entries

Long Syntax: BBCM.006 *instance_strdeleted* all entries for protocol *protocol_name*

Description: All protocol entries for the given protocol were deleted.

BBCM.007

Level: UI_ERROR

Short Syntax: BBCM.007 *instance_stradd* to *protocol_name* cache failed. prtcl CB alloc err

Long Syntax: BBCM.007 *instance_stradd* to *protocol_name* cache failed. protocol control block allocation error

Description: BBCM could not add a new protocol address because an error occurred while trying to allocate memory for the protocol control block. Given the lack of availability of memory, BBCM will shut down.

Action: Contact your customer service representative.

BBCM.008

Level: C_INFO

Short Syntax: BBCM.008 *instance_stradded* *protocol_type_string* *protocol_address* on MAC addr x *MAC_address* to cache

Long Syntax: BBCM.008 *instance_stradded* *protocol_type_string* *protocol_address* on MAC address x *MAC_address* to cache

Description: BBCM added a protocol address with the given MAC address to its cache.

BBCM.009

Level: C_INFO

Short Syntax: BBCM.009 *instance_straged* *protocol_type_string* *protocol_address* on MAC addr x *MAC_address* from cache

Long Syntax: BBCM.009 *instance_straged* *protocol_type_string* *protocol_address* on MAC address x *MAC_address* from cache

Description: BBCM aged out the given protocol address on the given MAC address from its cache.

BBCM.010

Level: C_INFO

Short Syntax: BBCM.010 *instance_strset* *protocol_type_string* *protocol_address* age to *age*

Long Syntax: BBCM.010 *instance_strset* *protocol_type_string* *protocol_address* age to *age*

Description: The given protocol address age was set to the given age.

BBCM.011

Level: U_INFO

Short Syntax: BBCM.011 *instance_str*Warning: MAC addr x *MAC_address* replaced MAC addr x *MAC_address* for *protocol_type_string protocol_address*

Long Syntax: BBCM.011 *instance_str*Warning: MAC address x *MAC_address* replaced MAC address x *MAC_address* for *protocol_type_string protocol_address*

Description: BBCM has discovered that two MAC addresses are using the same protocol address. The first MAC address displayed was detected more recently and will now be associated with the protocol address.

Action: This may be a misconfiguration of one of the devices.

BBCM.012

Level: U_INFO

Short Syntax: BBCM.012 *instance_str*Warning: MAC addr x *MAC_address* conflicts w/ Permanent Entry MAC addr x *MAC_address*, *protocol_type_string protocol_address*

Long Syntax: BBCM.012 *instance_str*Warning: MAC address x *MAC_address* conflicts with Permanent Entry MAC address x *MAC_address*, *protocol_type_string protocol_address*

Description: BBCM has detected that the first MAC address is using the same protocol address as the Permanent Entry shown. The Permanent Entry remains intact.

Action: This may be a misconfiguration of a device, or the Permanent Entry.

BBCM.013

Level: UI_ERROR

Short Syntax: BBCM.013 *instance_str*INIT FAILED

Long Syntax: BBCM.013 *instance_str*INITIALIZATION FAILED

Description: Bridging Broadcast Manager initialization has failed. An error occurred while trying to allocate memory for BBCM initialization.

BBCM.014

Level: UI_ERROR

Short Syntax: BBCM.014 *instance_str*ERROR STARTING PROTOCOL *protocol_name*

Long Syntax: BBCM.014 *instance_str*ERROR STARTING PROTOCOL *protocol_name*

Description: Bridging Broadcast Manager for the given protocol could not be started successfully.

BBCM.015

Level: UI_ERROR

Short Syntax: BBCM.015 *instance_str*No assoc. Super ELAN

Long Syntax: BBCM.015 *instance_str*No associated Super ELAN exists

Description: A Bridging Broadcast Manager request was made but the associated Super ELAN could not be found.

Action: Contact your customer service representative.

Border Gateway Protocol (BGP)

This chapter describes Border Gateway Protocol (BGP) messages. For information on message content and how to use the message, refer to the Introduction.

BGP.001

Level: UI-ERROR

Short Syntax: BGP.001 Bad sec code in OPEN, from *neighbor*

Long Syntax: BGP.001 BGP security code in OPEN message is incorrect from neighbor *neighbor*

Description: The BGP RFC specifies only a single acceptable security code of 0. This message is printed if another code is received.

Cause: Neighbor sent a security code in the OPEN message that is non null.

Action: Use a router that adheres more closely to the BGP specification.

BGP.002

Level: UI-ERROR

Short Syntax: BGP.002 Bad msg hdr len, from *neighbor*

Long Syntax: BGP.002 BGP message header length is incorrect from neighbor *neighbor*

Description: The speaker received a message in which the header length was incorrect.

Cause: Neighbor sent an OPEN message that is of incorrect length.

Action: Use a router that adheres to the BGP specification.

BGP.003

Level: U-INFO

Short Syntax: BGP.003 Unsupported BGP version, from *neighbor*

Long Syntax: BGP.003 Unsupported BGP version request from neighbor *neighbor*

Description: The current version supported by BGP is version 4. No other version support exists. This message is printed when a neighbor requests a lower version of BGP.

Cause: Neighbor is requesting a version of BGP, which is unsupported.

Action: Neighbor router must be configured for the proper version.

BGP.004

Level: UI-ERROR

Short Syntax: BGP.004 Bad marker fld, from *neighbor*

Long Syntax: BGP.004 Marker field is incorrect from neighbor *neighbor*

Description: The only supported marker field is 16 octets of all ones. This message is printed when any other value is received.

Cause: Neighbor is using an incorrect marker field.

Action: Use a router that adheres to the BGP specification.

BGP.005**Level:** UI-ERROR**Short Syntax:** BGP.005 Bad AS num, from *neighbor***Long Syntax:** BGP.005 Bad AS number from neighbor *neighbor***Description:** This message is printed when the neighbor's AS number in OPEN message does not match the configured value for that neighbor.**Cause:** Neighbor is using an AS that does not match the configured value.**Action:** Make sure that the neighbor and this router have properly configured AS numbers.

BGP.006**Level:** UI-ERROR**Short Syntax:** BGP.006 Bad BGP ID, from *neighbor***Long Syntax:** BGP.006 Bad BGP identifier from neighbor *neighbor***Description:** This message is printed when the neighbor and this speaker have the same BGP identifier. Since this is used to resolve TCP connection collisions, this is an illegal configuration.**Cause:** Neighbor is using a BGP identifier that is the same as this one.**Action:** Make sure that the neighbor and this router have properly configured BGP identifiers.

BGP.007**Level:** U-INFO**Short Syntax:** BGP.007 Conn err to *neighbor*; clsg with notify**Long Syntax:** BGP.007 Closing connection to neighbor *neighbor* with notification**Description:** Some error in the connection Finite State Machine resulted in this message.**Cause:** An error in the connection Finite State Machine resulted in connection termination.**Action:** Note other connection errors that occur with this event.

BGP.008**Level:** U-INFO**Short Syntax:** BGP.008 Conn err to *neighbor*; clsg with no notify**Long Syntax:** BGP.008 Closing connection to neighbor *neighbor* without notification**Description:** Some error in the connection Finite State Machine resulted in this message, usually because this speaker received a NOTIFICATION message and there is no reason to send another one back to the neighbor who sent this.**Cause:** An error in the connection Finite State Machine resulted in connection termination.**Action:** Note other connection errors that occur along with this one.

BGP.009**Level:** UI-ERROR**Short Syntax:** BGP.009 Foreign close from *neighbor* sprt *sourceport* dprt *destinationport***Long Syntax:** BGP.009 Foreign close from neighbor *neighbor* source port *sourceport* destination port *destinationport***Description:** The speaker just received a foreign close.**Cause:** Neighbor is issuing a close.

Action: Neighbor should issue a close after a notification or during BGP ID negotiation. If this is the case, no action is necessary. If a connection closes for reasons other than these, the neighbor is in error.

BGP.010

Level: U-INFO

Short Syntax: BGP.010 Reinit BGP conn to *neighbor*

Long Syntax: BGP.010 Reinitialize the BGP connection to neighbor *neighbor*

Description: If a previous connection to this neighbor resulted in termination, the speaker reinitiates the connection. This message is printed when this occurs.

Cause: Speaker is reinitializing a connection to this neighbor after an initial failure.

Action: None, unless this happens many times with no connection to the neighbor.

BGP.011

Level: U-INFO

Short Syntax: BGP.011 Conn to *neighbor* clsg with no notify

Long Syntax: BGP.011 Connection to neighbor *neighbor* closing with no notification

Description: Probably in response to a NOTIFICATION message received from the other end, the router is closing the BGP connection to the neighbor without sending a notify.

BGP.012

Level: UI-ERROR

Short Syntax: BGP.012 No conn listen can be done

Long Syntax: BGP.012 No connection listen can be done

Description: Something is preventing the speaker from issuing a listen.

Cause: Probably an internal error in the TCP subsystem. Also, the router could be low on memory.

Action: Check for low memory. If memory is low, check the BGP config statistics for memory utilization. A large number of neighbor connections can conceivably use up memory.

BGP.013

Level: UI-ERROR

Short Syntax: BGP.013 TCP open fail to *neighbor*

Long Syntax: BGP.013 TCP open failure to BGP neighbor *neighbor*

Description: The BGP speaker initiates a tcp_listen request in order to receive connection requests from neighbors. This message is printed when the invocation to this function fails.

Cause: The open to the TCP subsystem failed.

Action: Serious problem. Check amount of heap memory available to router.

BGP.014

Level: U-INFO

Short Syntax: BGP.014 Conn timer fired for *neighbor*

Long Syntax: BGP.014 Connection timer fired for neighbor *neighbor*

Description: A connection timer is used to continue attempts to make active connections from this speaker to this neighbor. The firing of this timer causes the speaker to quit the previous tcp_open and issue another tcp_open.

Cause: The connection timer fired because no neighbor connection was completed in the specified time.

Action: None. Connection process will continue until connection to neighbor completes.

BGP.015

Level: U-INFO

Short Syntax: BGP.015 conn to *neighbor* open on sprt *sourceport* dprt *destinationport*

Long Syntax: BGP.015 connection to neighbor *neighbor* open on soure port *sourceport* destination port *destinationport*

Description: An OPEN message has been received on this connection for this neighbor.

Cause: The connection to the neighbor has completed successfully.

Action: None. This is an informational message.

BGP.016

Level: U-INFO

Short Syntax: BGP.016 OPEN sent to *neighbor*

Long Syntax: BGP.016 OPEN message sent to neighbor *neighbor*

Description: When a connection is opened, the speaker sends an OPEN message to the neighbor. This message is printed when this happens.

Cause: This is part of the connection process.

Action: None. This is an informational message.

BGP.017

Level: UI-ERROR

Short Syntax: BGP.017 Bad msg len from *neighbor* sprt *sourceport* dprt *destinationport*

Long Syntax: BGP.017 Bad message length received from neighbor *neighbor* source port *sourceport* destination port *destinationport*

Description: The message length is checked when received. This message is printed if the length of the received message is smaller than the expected message header size.

Cause: This is probably caused by some device driver error or defect in the software either with the speaker or the neighbor.

Action: Determine if this happens with other neighbors. If yes, suspect some problem with this router; else, there is probably a problem with the neighbor. This is a serious error that might require information from many sources.

BGP.018

Level: UI-ERROR

Short Syntax: BGP.018 some message to use

Long Syntax: BGP.018 some message to use

Description: None.

BGP.019**Level:** UI-ERROR**Short Syntax:** BGP.019 Bad msg type from *neighbor* sprt *sourceport* dprt *destinationport***Long Syntax:** BGP.019 Bad message type from neighbor *neighbor* source port *sourceport* destination port *destinationport***Description:** BGP messages can be only of four types: OPEN, UPDATE, NOTIFICATION, and KEEPALIVE. This message is printed if the type is something other than the ones expected.**Cause:** Since message types are among the most basic pieces of BGP information, this is probably the result of a garbled message.**Action:** Determine if this happens with other neighbors. If yes, suspect some problem with this router; else, there is probably a problem with the neighbor. This is a serious error that requires information from many sources.

BGP.020**Level:** U-INFO**Short Syntax:** BGP.020 BGP init**Long Syntax:** BGP.020 BGP initialization**Description:** This message is printed when BGP has been enabled.

BGP.021**Level:** U-INFO**Short Syntax:** BGP.021 No nbr record for weight rule nbr *neighbor***Long Syntax:** BGP.021 No neighbor record found for this weight rule neighbor *neighbor***Description:** During initialization, no neighbor record was found for this weight rule. This can result from the removal of a neighbor record without the removal of a weight rule. Nothing is necessarily amiss.**Cause:** No neighbor record for the configured weight rule.**Action:** None.

BGP.022**Level:** U-INFO**Short Syntax:** BGP.022 No nbr record for ext rule nbr *neighbor***Long Syntax:** BGP.022 No neighbor record found for this external rule neighbor *neighbor***Description:** Refer to description for trap 21. This is the same message, except that there is no neighbor record for this external rule.**Cause:** No neighbor record for the configured external rule.**Action:** None.

BGP.023**Level:** U-INFO**Short Syntax:** BGP.023 Nbr *neighbor* disabled**Long Syntax:** BGP.023 Neighbor *neighbor* is disabled**Description:** The neighbor record has been found, but the neighbor is disabled.**Cause:** The user has disabled the neighbor.

Action: None.

BGP.024

Level: UI-ERROR

Short Syntax: BGP.024 Attr len too long from *neighbor*, len *length*

Long Syntax: BGP.024 Attribute length too long from neighbor *neighbor*, length *length*

Description: The length of the path attributes exceeds the length in the header.

Cause: Either the speaker or the neighbor has garbled the message.

Action: The user should suspect data corruption with the speaker or neighbor. Check the quality of link.

BGP.025

Level: UI-ERROR

Short Syntax: BGP.025 mand attr without trans bit set from *neighbor*, attr *attribute_type*

Long Syntax: BGP.025 mandatory attribute without transitive bit set from neighbor *neighbor*, attribute type *attribute_type*

Description: The neighbor has sent a mandatory attribute with the non-transitive bit set. This is a violation of the specification.

Cause: This is so basic to the protocol that the user would have to suspect some data corruption in the neighbor or the speaker.

Action: The user should suspect data corruption with the speaker or neighbor. Check the quality of link.

BGP.026

Level: UI-ERROR

Short Syntax: BGP.026 Mand attr with partial bit set from *neighbor*, attr *attribute_type*

Long Syntax: BGP.026 Mandatory attribute with partial bit set from neighbor *neighbor*, attribute type *attribute_type*

Description: The neighbor has sent a mandatory attribute with the partial bit set. This is a violation of the specification.

Cause: This is so basic to the protocol that the user would have to suspect some data corruption in the neighbor or the speaker.

Action: The user should suspect data corruption with the speaker or neighbor. Check the quality of link.

BGP.027

Level: UI-ERROR

Short Syntax: BGP.027 Opt non-trans attr with partial bit set from *neighbor*, attr *attribute_type*

Long Syntax: BGP.027 Optional non-transitive attribute with partial bit set from neighbor *neighbor*, attribute *attribute_type*

Description: The neighbor has sent an optional attribute with the partial bit set. This is a violation of the specification.

Cause: This is a basic protocol violation and the user should suspect data corruption in the neighbor or the speaker.

Action: The user should suspect data corruption with the speaker or neighbor. Check the quality of link.

BGP.028

Level: UI-ERROR

Short Syntax: BGP.028 Origin path attr with bad len from *neighbor*, len *length*

Long Syntax: BGP.028 Origin path attribute has bad length from neighbor *neighbor*, length *length*

Description: The origin attribute must be one byte long. This attribute has a different length.

Cause: This is a basic protocol violation and the user should suspect data corruption in the neighbor or the speaker.

Action: The user should suspect data corruption with the speaker or neighbor. Check the quality of link.

BGP.029

Level: UI-ERROR

Short Syntax: BGP.029 Origin path attr with bad type from *neighbor*, origin *origin_type*

Long Syntax: BGP.029 Origin path attribute with bad type from neighbor *neighbor*, origin *origin_type*

Description: The origin attribute contains an unidentified origin type.

Cause: This is a basic protocol violation.

Action: Use a router that adheres to the BGP specification.

BGP.030

Level: UI-ERROR

Short Syntax: BGP.030 Dupl AS in path attr from *neighbor*, pathlen *AS_path_length*

Long Syntax: BGP.030 Duplicate AS in path attribute from neighbor *neighbor*, path length *AS_path_length*

Description: The neighbor has sent an AS path attribute with a duplicate.

Cause: The AS path attribute contains a loop as evidenced by a duplicate AS. A speaker should never advertise a path with a duplicate AS.

Action: The probability of data corruption causing a duplicate is low. The problem may be with the neighbor. Since this is a core function of BGP, the neighbor may be operating with a defective implementation and must be corrected.

BGP.031

Level: UI-ERROR

Short Syntax: BGP.031 Bad next hop attr len from *neighbor*, len *length*

Long Syntax: BGP.031 Next hop attribute with bad length from neighbor *neighbor*, length *length*

Description: The next hop should be the length of an IP address. This attribute has an incorrect length.

Cause: The neighbor has sent a next hop attribute with an incorrect length. This could be the result of data corruption.

Action: If the length field is completely garbled, suspect data corruption with the speaker or the neighbor. If the length field is off by a byte, suspect a protocol violation by the neighbor.

BGP.032**Level:** UI-ERROR**Short Syntax:** BGP.032 Bad next hop attr from *neighbor*, next hop *next_hop_attribute***Long Syntax:** BGP.032 Bad next hop attribute from neighbor *neighbor*, next hop *next_hop_attribute***Description:** The next hop attribute is of proper length, but has been determined to be incorrect.**Cause:** The neighbor has sent a next hop address, which is ours or a subnet address.**Action:** If the address is our address, the neighbor is in definite violation of the protocol. If the address is a subnet, the neighbor is probably in violation.

BGP.033**Level:** UI-ERROR**Short Syntax:** BGP.033 Bad mult exit disc attr len from *neighbor*, len *length***Long Syntax:** BGP.033 Bad mult exit disc attribute length from neighbor *neighbor*, length *length***Description:** The mult exit disc attribute length is incorrect.**Cause:** The neighbor has sent a mult exit disc attribute with the incorrect length.**Action:** If there is a wide discrepancy between the expected and the received length, suspect data corruption in the speaker or the neighbor; otherwise, if the difference in length is only one, the neighbor is probably in violation of the protocol.

BGP.034**Level:** UI_ERROR**Short Syntax:** BGP.034 Bad local pref attr len from *neighbor*, len *length***Long Syntax:** BGP.034 Local preference attribute has bad length from neighbor *neighbor*, length *length***Description:** The local preference attribute length is incorrect.**Cause:** The neighbor has sent a local preference with an incorrect length.**Action:** If there is a wide discrepancy between the expected and the received length, suspect data corruption in the speaker or the neighbor; otherwise, if the difference in length is only one, the neighbor is probably in violation of the protocol.

BGP.035**Level:** UI-ERROR**Short Syntax:** BGP.035 Bad atom aggr attr len from *neighbor*, len *length***Long Syntax:** BGP.035 Atomic aggregate attribute has bad length from neighbor *neighbor*, length *length***Description:** The atomic aggregate attribute should be of length 0, but has a length different than 0.**Cause:** The neighbor has sent an incorrectly formatted atomic aggregate attribute.**Action:** If there is a wide discrepancy between the expected and the received length, suspect data corruption in the speaker or the neighbor; otherwise, if the difference in length is only one, the neighbor is probably in violation of the protocol.

BGP.036

Level: UI-ERROR

Short Syntax: BGP.036 Bad aggr attr len from *neighbor*, len *length*

Long Syntax: BGP.036 Aggregator attribute has bad length from neighbor *neighbor* length *length*

Description: The aggregator attribute has an incorrect length.

Cause: The neighbor has sent an aggregator attribute with the incorrect length.

Action: If there is a wide discrepancy between the expected and the received length, suspect data corruption in the speaker or the neighbor; otherwise, if the difference in length is only one, the neighbor is probably in violation of the protocol.

BGP.037

Level: UI_ERROR

Short Syntax: BGP.037 Bad aggr attr from *neighbor*, attr *attributestring*

Long Syntax: BGP.037 Aggregator attribute is bad from neighbor *neighbor* attribute *attributestring*

Description: The aggregator attribute has the AS of this speaker.

Cause: The neighbor has sent an aggregator attribute with the AS of this speaker.

Action: The neighbor is in violation of the protocol. The neighbor must correct this problem if this attribute is to be used.

BGP.038

Level: UI_ERROR

Short Syntax: BGP.038 Unrecog opt path attr from *neighbor*, attr *attributestring*

Long Syntax: BGP.038 Unrecognized optional path attribute from neighbor *neighbor*, attribute *attributestring*

Description: This optional path attribute is unrecognized.

Cause: The neighbor has sent an optional attribute that is unrecognized.

Action: The neighbor is in violation of the protocol. The neighbor has to use optional attributes for this speaker that are recognizable. Some speakers only implement a subset of optional attributes, which is an acceptable interpretation of the specification. This speaker is fully implemented to handle optional attributes.

BGP.039

Level: UI-ERROR

Short Syntax: BGP.039 Unrecog well knwn attr from *neighbor*, attr *attribute_type*

Long Syntax: BGP.039 Unrecognized well-known attribute from neighbor *neighbor*, attribute *attribute_type*

Description: The well-known attribute is unrecognized.

Cause: The neighbor has sent a well-known attribute that is unrecognized.

Action: Since this would be a basic protocol violation, the user should suspect data corruption with the speaker or the neighbor.

BGP.040**Level:** UI-ERROR**Short Syntax:** BGP.040 Dupl attr from *neighbor*, attr *attribute_type***Long Syntax:** BGP.040 Multiple attributes from neighbor *neighbor*, attribute *attribute_type***Description:** Duplicate path attributes were found in the UPDATE message.**Cause:** The neighbor has sent an UPDATE message with a duplicate path attribute.**Action:** The neighbor should be checked, since this is a protocol violation.

BGP.041**Level:** UI-ERROR**Short Syntax:** BGP.041 Missing well known attr from *neighbor*, attr *attribute_type***Long Syntax:** BGP.041 Missing well-known attribute from neighbor *neighbor*, attribute *attribute_type***Description:** There is a missing well-known attribute.**Cause:** The neighbor has failed to send the necessary well-known attributes.**Action:** The neighbor should be checked, since this is a protocol violation.

BGP.042**Level:** UI-ERROR**Short Syntax:** BGP.042 No NLRI in UPDATE from *neighbor***Long Syntax:** BGP.042 No Network Layer Routing Information in UPDATE from neighbor *neighbor***Description:** The UPDATE message had no network layer routing information.**Cause:** The neighbor sent an UPDATE message with path attributes but no routing information.**Action:** The neighbor should be checked for a protocol violation.

BGP.043**Level:** U-INFO**Short Syntax:** BGP.043 NLRI *NLRI* rej by ext policy from *neighbor***Long Syntax:** BGP.043 Network Layer Routing Information *NLRI* rejected by external policy from neighbor *neighbor***Description:** The Network Layer Routing Information described by the path attribute has been rejected after applying policy.**Cause:** Policy configuration commands have resulted in this NLRI described by the path attribute to be rejected.**Action:** None, unless this NLRI should have been included.

BGP.044**Level:** U-INFO**Short Syntax:** BGP.044 New or updt'd RIB entry *NLRI* from *neighbor***Long Syntax:** BGP.044 New or updated RIB entry *NLRI* from neighbor *neighbor***Description:** A NLRI has passed filters and is being put into the Routing Information Base.**Cause:** The neighbor has sent an UPDATE message with NLRI and path that is acceptable by external policy rule definitions.

Action: None, unless this NLRI should have been excluded.

BGP.045

Level: U-INFO

Short Syntax: BGP.045 Can't insert non-contig route

Long Syntax: BGP.045 Unable to insert non-contiguous route

Description: The NLRI from the IP forwarding table is non-contiguous.

Cause: Nothing is incorrect here. BGP is unable to handle this.

BGP.046

Level: U-INFO

Short Syntax: BGP.046 Notify rcvd from *neighbor*, err *error_code*: *sub_code*

Long Syntax: BGP.046 Notify received from *neighbor*, error code *error_code*, subcode *sub_code*

Description: A NOTIFICATION message has been received from the neighbor. This terminates the BGP connection, and usually indicates some kind of error. The error code and subcode can be found in the BGP specification, giving the exact reason for the notification.

BGP.047

Level: U-INFO

Short Syntax: BGP.047 Accept dest *destination* from IP fw tbl

Long Syntax: BGP.047 Destination *destination* from IP forwarding table included

Description: The speaker has just included this destination, as directed by internal policy.

Cause: The internal policy can specifically include destinations.

Action: None, unless the internal policy should have excluded this destination.

BGP.048

Level: UI-ERROR

Short Syntax: BGP.048 BGP spkr unable to get mem

Long Syntax: BGP.048 BGP speaker unable to get memory

Description: BGP was unable to allocate the necessary memory. BGP is unable to run because of this.

Cause: There is a shortage in heap memory, possibly because too many memory intensive forwarders/protocols are running.

Action: Disable unnecessary forwarders/protocols or get more memory.

BGP.049

Level: U-INFO

Short Syntax: BGP.049 Closing conn to *neighbor* sprt *sourceport* dprt *destinationport*; conn collision

Long Syntax: BGP.049 closing connection to neighbor *neighbor* source port *sourceport* destination port *destinationport* because of connection collision

Description: BGP is removing a duplicate connection to this neighbor because of a connection collision.

Cause: Multiple TCP connections can form during the original neighbor connection establishment.

Action: None. Collisions can occur and the BGP RFC describes procedures to decide which connection wins.

BGP.050

Level: U-INFO

Short Syntax: BGP.050 UPDATE(s) sent to *neighbor*, len *message_length*

Long Syntax: BGP.050 UPDATE(s) sent to neighbor *neighbor*, length *message_length*

Description: One or more BGP UPDATE messages are being queued to the given neighbor. This occurs only on topology changes. The length of the entire collection of UPDATE messages is displayed.

BGP.051

Level: U-INFO

Short Syntax: BGP.051 BGP state change to *state* nbr *neighbor* sprt *sourceport* dprt *destinationport*

Long Syntax: BGP.051 BGP state change to *state* neighbor *neighbor* source port *sourceport* destination port *destinationport*

Description: The state of the connection to this neighbor has just changed.

BGP.052

Level: U-INFO

Short Syntax: BGP.052 UPDATE rcvd from *neighbor*, len *message_length*

Long Syntax: BGP.052 UPDATE received from neighbor *neighbor*, length *message_length*

Description: BGP UPDATE message of a given length has been received from the given neighbor. This indicates some kind of topology change.

BGP.053

Level: U-INFO

Short Syntax: BGP.053 Del BGP route to *network*

Long Syntax: BGP.053 Deleted BGP route to network *network*

Description: The BGP route to the given network is no longer valid, and has been deleted from the IP routing table.

BGP.054

Level: UI-ERROR

Short Syntax: BGP.054 No more path desc idents avlbl

Long Syntax: BGP.054 No more path descriptor identifiers available

Description: The number of path descriptor identifiers has been used up.

Cause: The number of path descriptor identifiers was used up because of the reception of a larger number of paths than expected.

Action: Allocate a larger number of path descriptor identifiers. The external policy filters can also be used to reduce the identifier demand.

BGP.055**Level:** UI-ERROR**Short Syntax:** BGP.055 Ext nbr *neighbor* not on cmn net**Long Syntax:** BGP.055 External neighbor *neighbor* is not on common network**Description:** External neighbors must share a common network with the router, else the neighbor will be ignored. The neighbor's address on the common network must be configured in the "BGP Config> add neighbor" command.**Cause:** May be the neighbor common network address is not configured.**Action:** Check the neighbor address configuration.

BGP.056**Level:** U-INFO**Short Syntax:** BGP.056 OPEN rcvd from *neighbor***Long Syntax:** BGP.056 OPEN received from neighbor *neighbor***Description:** BGP OPEN message has been received from the given neighbor. This indicates that the neighbor wishes to initiate a conversation.

BGP.057**Level:** P-TRACE**Short Syntax:** BGP.057 KEEPALIVE rcvd from *neighbor***Long Syntax:** BGP.057 KEEPALIVE received from neighbor *neighbor***Description:** BGP KEEPALIVE message has been received from the given neighbor. These are sent and received periodically in order to ensure that the BGP connection is still in tact.

BGP.058**Level:** U-INFO**Short Syntax:** BGP.058 Notify sent to *neighbor***Long Syntax:** BGP.058 Notify sent to *neighbor***Description:** A NOTIFICATION message has been sent to the neighbor. This terminates the BGP connection, and means that we have encountered an unrecoverable error, probably the reception of bad data from the neighbor. A previously displayed ELS message indicates the exact nature of the error.

BGP.059**Level:** P-TRACE**Short Syntax:** BGP.059 KEEPALIVE sent to *neighbor***Long Syntax:** BGP.059 KEEPALIVE sent to neighbor *neighbor***Description:** BGP KEEPALIVE message has been sent to the given neighbor. These are sent and received periodically in order to ensure that the BGP connection is still in tact.

BGP.060**Level:** U-INFO**Short Syntax:** BGP.060 Couldn't add net *network* mask *mask***Long Syntax:** BGP.060 Couldn't add network *network* mask *mask* to routing table**Description:** Router unable to add a network that was received in a BGP UPDATE message to its routing table. This is either because the routing table overflowed, or because the network number was badly formed.

BGP.061**Level:** U-INFO**Short Syntax:** BGP.061 No mem for UPDATE to *neighbor***Long Syntax:** BGP.061 No memory for UPDATE to neighbor *neighbor***Description:** Unable to get memory to send an UPDATE message to peer. Router will continue to retry. If message persists, router may have run out of available memory.

BGP.062**Level:** UI-ERROR**Short Syntax:** BGP.062 Rej nbr *neighbor*, not in nbr tbl**Long Syntax:** BGP.062 External neighbor *neighbor* is not in the neighbor table**Description:** External neighbor is trying to establish a BGP connection with this speaker, which does not have the neighbor in the configuration.**Cause:** Neighbor parameters are not configured in both speaker.**Action:** Check the neighbor configuration in both speakers.

BGP.063**Level:** U-INFO**Short Syntax:** BGP.063 Pasv conn exists for *neighbor*, new pasv conn closed**Long Syntax:** BGP.063 Passive connection already exists for neighbor *neighbor*, new passive connection is closed**Description:** A passive TCP connection already exists for this neighbor, but the neighbor has tried for another passive connection. The new connection will be closed.

BGP.064**Level:** U-INFO**Short Syntax:** BGP.064 Actv conn exists for *neighbor*, new pasv conn closed**Long Syntax:** BGP.064 Active connection already exists for neighbor *neighbor*, new passive connection is closed**Description:** An active TCP connection already exists for this neighbor, but the neighbor has tried for another passive connection. The new passive connection will be closed.

BGP.065**Level:** U-INFO**Short Syntax:** BGP.065 Passive conn exists for *neighbor*, new actv conn closed**Long Syntax:** BGP.065 Passive connection already exists for neighbor *neighbor*, new active connection is closed**Description:** A passive TCP connection already exists for this neighbor, but the neighbor has tried for another active connection. The new active connection will be closed.

BGP.066**Level:** UI-ERROR**Short Syntax:** BGP.066 TCP send failed for *neighbor***Long Syntax:** BGP.066 TCP send failed for neighbor *neighbor***Description:** TCP could not send data to the specified neighbor.

BGP.067**Level:** UI-ERROR**Short Syntax:** BGP.067 Hold tmr exp for *neighbor* clsng conn**Long Syntax:** BGP.067 Hold timer expired for neighbor *neighbor*, closing connection**Description:** No KEEPALIVE message has been received from this neighbor. Thus, the KEEPALIVE Timer expires and the connection will be closed.**Cause:** See description**Action:** Make sure neighbor is up and running BGP.

BGP.068**Level:** UI-ERROR**Short Syntax:** BGP.068 Closing conn to *neighbor* sprt *sourceport* dprt *destinationport***Long Syntax:** BGP.068 Abruptly closing connection to neighbor *neighbor* source port *sourceport* destination port *destinationport***Description:** The connection to this neighbor has been abruptly closed by underlying transport (TCP).

BGP.069**Level:** U-INFO**Short Syntax:** BGP.069 BGP state change; nbr *neighbor* ev *event* oldst *oldstate* newst *newstate***Long Syntax:** BGP.069 BGP state change; neighbor *neighbor* event *event* old state *oldstate* new state *newstate***Description:** The state of the connection to this neighbor has just changed.

BGP.070**Level:** UI-ERROR**Short Syntax:** BGP.070 Unexp event; nbr *neighbor* ev *event* st *state***Long Syntax:** BGP.070 Unexpected event; neighbor *neighbor* event *event* state *state***Description:** An event not handled by this BGP implementation has occurred. This indicates a software error, and should be reported to Customer Service.

Cause: See description

Action: See description

BGP.071

Level: UE-ERROR

Short Syntax: BGP.071 Bad aggregate net *aggregate_net* mask *aggregate_mask*

Long Syntax: BGP.071 Bad aggregate net *aggregate_net* mask *aggregate_mask*

Description: An aggregate has been configured that the router cannot use. This is probably due to misconfiguration. The aggregate is ignored.

BGP.072

Level: P-TRACE

Short Syntax: BGP.072 Add NLRI *destination_net* len *destination_mask_len* updt for nbr *neighbor*

Long Syntax: BGP.072 Add NLRI *destination_net* len *destination_mask_len* UPDATE for neighbor *neighbor*

Description: A new Network Layer Reachability Information has been added to the list of NLRIs associated with a particular attribute list in the new UPDATE message being constructed for this neighbor.

BGP.073

Level: P-TRACE

Short Syntax: BGP.073 Wdra NLRI *destination_net* len *destination_mask_len* updt for nbr *neighbor*

Long Syntax: BGP.073 Withdraw NLRI *destination_net* len *destination_mask_len* UPDATE for neighbor *neighbor*

Description: The Network Layer Reachability Information has been added to the list of unfeasible routes in the new UPDATE message being constructed for this neighbor.

BGP.074

Level: UI-ERROR

Short Syntax: BGP.074 Bad hold tim val *timer_value* from *neighbor*

Long Syntax: BGP.074 Received bad hold timer value *timer_value* from neighbor *neighbor*

Description: The speaker received an OPEN message that has unacceptable hold timer value.

Cause: Neighbor sent an OPEN message that has incorrect hold timer value.

Action: Use a router that adheres to the BGP specification.

Bridge Routing (BR)

This chapter describes Bridge Routing (BR) messages. For information on message content and how to use the message, refer to the Introduction.

BR.001

Level: C-INFO

Short Syntax: BR.001 *source_mac*-> *dest_mac* drp, port block/list, nt *network*

Long Syntax: BR.001 Frame from *source_mac* to *dest_mac* dropped, received on blocked or listening port, network *network*

Description: A MAC frame has been received by the hardware, but is being dropped because the port it was received on is in the "blocking" or "listening" state. Frames are only processed when the port is in the "learning" or "forwarding" state.

Cause: Normal on port bringup.

Action: Wait for port to transition to "learning" and "forwarding" states.

BR.002

Level: P-TRACE

Short Syntax: BR.002 *source_mac*-> *dest_mac* drp, dst same LAN, nt *network*

Long Syntax: BR.002 Frame from *source_mac* to *dest_mac* dropped, destination on same LAN, network *network*

Description: A MAC frame has been received whose destination address is known to be on the same side of the bridge as the packet came from. It is dropped by the filtering logic since it does not need to be bridged. Note that this event is not counted by ELS for performance reasons. A counter is kept in ASRT, it is the "Dropped, dest addr filtering" entry in the ASRT>LIST SOURCE-ROUTE COUNTERS and ASRT>LIST TRANSPARENT COUNTERS commands.

Cause: Normal local traffic on network.

BR.003

Level: UE-ERROR

Short Syntax: BR.003 *source_mac*-> *dest_mac*, brdg encap for rout prot IPX (802.3), drp, nt *network*

Long Syntax: BR.003 Frame from *source_mac* to *dest_mac*, WAN bridge encapsulation for routed protocol IPX (802.3), dropped, network *network*

Description: A frame has been received over a WAN interface in the Ethernet bridge encapsulation, but the IPX protocol (in 802.3 encapsulation) is routed by this node.

Cause: Configuration error at local or remote node with respect to bridging or routing particular protocols over the WAN link.

Action: All hosts on a WAN link must agree on whether to bridge or route a given protocol. Reconfigure as appropriate.

BR.004**Level:** P-TRACE**Short Syntax:** BR.004 *source_mac-> dest_mac* prt IPX (802.3) filt, drp, nt *network***Long Syntax:** BR.004 Frame from *source_mac* to *dest_mac*, protocol IPX (802.3) filtered, dropped, network *network***Description:** A frame has been received for the IPX protocol (in 802.3 encapsulation), but the IPX protocol is being administratively filtered by the bridge. The frame will be dropped.**Cause:** Frame received for filtered protocol.

BR.005**Level:** P-TRACE**Short Syntax:** BR.005 *source_mac-> dest_mac* SNAP *protocol_identifier* filt, drp, nt *network***Long Syntax:** BR.005 Frame from *source_mac* to *dest_mac*, IEEE 802 SNAP Protocol Identifier *protocol_identifier* filtered, dropped, network *network***Description:** A frame has been received for the specified IEEE 802 Subnetwork Access Protocol (SNAP) Protocol Identifier (PID), but this PID is being administratively filtered by the bridge. The frame will be dropped.**Cause:** Frame received for filtered protocol.

BR.006**Level:** U-TRACE**Short Syntax:** BR.006 Unreg dst *source_mac-> dest_mac* SNAP *protocol_identifier*, drp, nt *network***Long Syntax:** BR.006 Frame from *source_mac* to unregistered destination MAC address *dest_mac*, IEEE 802 SNAP Protocol Identifier *protocol_identifier*, dropped, network *network***Description:** A frame has been received for the IEEE 802 Subnetwork Access Protocol (SNAP) Protocol Identifier (PID) which corresponds with an enabled protocol, but the destination MAC address is not registered in the bridge. The frame will be dropped.**Cause:** If *dest_mac* is a unicast address, a station on the LAN is sending frames for this protocol to the wrong next hop MAC address.**Action:** Correct action of remote station.**Cause:** If *dest_mac* is a multicast address, a station on the LAN may be sending frames to the wrong multicast address, or perhaps just to one that this router does not have enabled. Depending on the protocol, this may or may not be an error.**Action:** Correct action of remote station, if necessary.

BR.007**Level:** P-TRACE**Short Syntax:** BR.007 *source_mac-> dest_mac* SNAP *protocol_identifier*, endnode, nt *network***Long Syntax:** BR.007 Frame from *source_mac* to *dest_mac*, IEEE 802 SNAP Protocol Identifier *protocol_identifier* for endnode protocol, network *network***Description:** A multicast frame has been received for the IEEE 802 Subnetwork Access Protocol (SNAP) Protocol Identifier (PID) which corresponds with an endnode protocol. The frame will be both bridged and locally processed by the endnode protocol.

BR.008

Level: UE-ERROR

Short Syntax: BR.008 *source_mac-> dest_mac*, brdg encap for rout SNAP *protocol_identifier*, drp, nt *network*

Long Syntax: BR.008 Frame from *source_mac* to *dest_mac*, WAN bridge encapsulation for routed IEEE 802 SNAP Protocol Identifier *protocol_identifier*, dropped, network *network*

Description: An IEEE 802.2 frame has been received over a WAN interface in a bridge encapsulation, but its IEEE 802 Subnetwork Access Protocol (SNAP) Protocol Identifier (PID) is one that is being routed by this node. The frame will be dropped.

Cause: Configuration error at local or remote node with respect to bridging or routing particular protocols over the WAN link.

Action: All hosts on a WAN link must agree on whether to bridge or route a given protocol. Reconfigure as appropriate.

BR.009

Level: UE-ERROR

Short Syntax: BR.009 BDPDU *source_mac-> dest_mac*, wrng dst, drp, nt *network*

Long Syntax: BR.009 IEEE 802.1D BDPDU *source_mac* to *dest_mac*, wrong destination, dropped, network *network*

Description: An IEEE 802.1D Bridge Protocol Data Unit (BPDU) was received at the wrong destination address. It is supposed to be addressed to a particular multicast address. The BPDU will be dropped.

Cause: Programming error at remote node.

Action: Correct software in remote node.

Cause: Node speaking IBM Token-Ring proprietary source-routing spanning tree protocol, which uses a non-standard destination address for BPDUs.

Action: Ignore message, or reconfigure source-routing node.

BR.010

Level: P-TRACE

Short Syntax: BR.010 *source_mac-> dest_mac* DSAP *destination_service_access_point* filt, drp, nt *network*

Long Syntax: BR.010 Frame from *source_mac* to *dest_mac*, IEEE 802.2 DSAP *destination_service_access_point* filtered, dropped, network *network*

Description: A frame has been received for the specified IEEE 802.2 Destination Service Access Point (DSAP), but this DSAP is being administratively filtered by the bridge. The frame will be dropped.

Cause: Frame received for filtered protocol.

BR.011

Level: U-TRACE

Short Syntax: BR.011 Unreg dst *source_mac-> dest_mac* DSAP *destination_service_access_point*, drp, nt *network*

Long Syntax: BR.011 Frame from *source_mac* to unregistered destination MAC address *dest_mac*, IEEE 802.2 DSAP *destination_service_access_point*, dropped, network *network*

Description: A frame has been received for the IEEE 802.2 Destination Service Access Point (DSAP) which corresponds with an enabled protocol, but the destination MAC address is not registered in the bridge. The frame will be dropped.

Cause: If *dest_mac* is a unicast address, a station on the LAN is sending frames for this protocol to the wrong next hop MAC address.

Action: Correct action of remote station.

Cause: If *dest_mac* is a multicast address, a station on the LAN may be sending frames to the wrong multicast address, or perhaps just to one that this router does not have enabled. Depending on the protocol, this may or may not be an error.

Action: Correct action of remote station, if necessary.

BR.012

Level: P-TRACE

Short Syntax: BR.012 *source_mac*-> *dest_mac* DSAP *destination_service_access_point*, *endnode*, nt *network*

Long Syntax: BR.012 Frame from *source_mac* to *dest_mac*, IEEE 802.2 DSAP *destination_service_access_point* for endnode protocol, network *network*

Description: A multicast frame has been received for the IEEE 802.2 Destination Service Access Point (DSAP) which corresponds with an endnode protocol. The frame will be both bridged and locally processed by the endnode protocol.

BR.013

Level: UE-ERROR

Short Syntax: BR.013 *source_mac*-> *dest_mac*, brdg encap for rout DSAP *destination_service_access_point*, drp, nt *network*

Long Syntax: BR.013 Frame from *source_mac* to *dest_mac*, WAN bridge encapsulation for routed IEEE 802.2 DSAP *destination_service_access_point*, dropped, network *network*

Description: An IEEE 802.2 frame has been received over a WAN interface in a bridge encapsulation, but its IEEE 802.2 Destination Service Access Point (DSAP) is one that is being routed by this node. The frame will be dropped.

Cause: Configuration error at local or remote node with respect to bridging or routing particular protocols over the WAN link.

Action: All hosts on a WAN link must agree on whether to bridge or route a given protocol. Reconfigure as appropriate.

BR.014

Level: P-TRACE

Short Syntax: BR.014 *source_mac*-> *dest_mac* Etype *Ethernet_type* filt, drp, nt *network*

Long Syntax: BR.014 Frame from *source_mac* to *dest_mac*, Ethernet type *Ethernet_type* filtered, dropped, network *network*

Description: A frame has been received for the specified Ethernet type, but this type is being administratively filtered by the bridge. The frame will be dropped.

Cause: Frame received for filtered protocol.

BR.015

Level: U-TRACE

Short Syntax: BR.015 Unreg dst *source_mac*-> *dest_mac* Etype *Ethernet_type*, drp, nt *network*

Long Syntax: BR.015 Frame from *source_mac* to unregistered destination MAC address *dest_mac*, Ethernet type *Ethernet_type*, dropped, network *network*

Description: A frame has been received for the Ethernet type which corresponds with an

enabled protocol, but the destination MAC address is not registered in the bridge. The frame will be dropped.

Cause: If *dest_mac* is a unicast address, a station on the LAN is sending frames for this protocol to the wrong next hop MAC address.

Action: Correct action of remote station.

Cause: If *dest_mac* is a multicast address, a station on the LAN may be sending frames to the wrong multicast address, or perhaps just to one that this router does not have enabled. Depending on the protocol, this may or may not be an error.

Action: Correct action of remote station, if necessary.

BR.016

Level: P-TRACE

Short Syntax: BR.016 *source_mac*-> *dest_mac* Etype *Ethernet_type*, endnode, nt *network*

Long Syntax: BR.016 Frame from *source_mac* to *dest_mac*, Ethernet type *Ethernet_type* for endnode protocol, network *network*

Description: A multicast frame has been received for the Ethernet type which corresponds with an endnode protocol. The frame will be both bridged and locally processed by the endnode protocol.

BR.017

Level: UE-ERROR

Short Syntax: BR.017 *source_mac*-> *dest_mac*, brdg encap for rout Etype *Ethernet_type*, drp, nt *network*

Long Syntax: BR.017 Frame from *source_mac* to *dest_mac*, WAN bridge encapsulation for routed Ethernet type *Ethernet_type*, dropped, network *network*

Description: An Ethernet frame has been received over a WAN interface in the Ethernet bridge encapsulation, but its Ethernet type is one that is being routed by this node. The frame will be dropped.

Cause: Configuration error at local or remote node with respect to bridging or routing particular protocols over the WAN link.

Action: All hosts on a WAN link must agree on whether to bridge or route a given protocol. Reconfigure as appropriate.

BR.018

Level: P-TRACE

Short Syntax: BR.018 SR *source_mac*-> *dest_mac* DSAP *destination_service_access_point* filt, drp, nt *network*

Long Syntax: BR.018 Source-routed frame from *source_mac* to *dest_mac*, IEEE 802.2 DSAP *destination_service_access_point* filtered, dropped, network *network*

Description: A source-routed frame has been received for the specified IEEE 802.2 Destination Service Access Point (DSAP), but this DSAP is being administratively filtered by the bridge. The frame will be dropped.

Cause: Frame received for filtered protocol.

BR.019**Level:** U-TRACE**Short Syntax:** BR.019 SR unreg dst *source_mac*-> *dest_mac* DSAP *destination_service_access_point*, drp, nt *network***Long Syntax:** BR.019 Source-routed frame from *source_mac* to unregistered destination MAC address *dest_mac*, IEEE 802.2 DSAP *destination_service_access_point*, dropped, network *network***Description:** A source-routed frame has been received for the IEEE 802.2 Destination Service Access Point (DSAP) which corresponds with an enabled protocol, but the destination MAC address is not registered in the bridge. The frame will be dropped.**Cause:** If *dest_mac* is a unicast address, a station on the LAN is sending frames for this protocol to the wrong next hop MAC address.**Action:** Correct action of remote station.**Cause:** If *dest_mac* is a multicast address, a station on the LAN may be sending frames to the wrong multicast address, or perhaps just to one that this router does not have enabled. Depending on the protocol, this may or may not be an error.**Action:** Correct action of remote station, if necessary.

BR.020**Level:** P-TRACE**Short Syntax:** BR.020 SR *source_mac*-> *dest_mac* DSAP *destination_service_access_point*, endnode, nt *network***Long Syntax:** BR.020 Source-routed frame from *source_mac* to *dest_mac*, IEEE 802.2 DSAP *destination_service_access_point* for endnode protocol, network *network***Description:** A multicast source-routed frame has been received for the IEEE 802.2 Destination Service Access Point (DSAP) which corresponds with an endnode protocol. The frame will be both bridged and locally processed by the endnode protocol.

BR.021**Level:** P-TRACE**Short Syntax:** BR.021 SR *source_mac*-> *dest_mac* SNAP *protocol_identifier* filt, drp, nt *network***Long Syntax:** BR.021 Source-routed frame from *source_mac* to *dest_mac*, IEEE 802 SNAP Protocol Identifier *protocol_identifier* filtered, dropped, network *network***Description:** A source-routed frame has been received for the specified IEEE 802 Subnetwork Access Protocol (SNAP) Protocol Identifier (PID), but this PID is being administratively filtered by the bridge. The frame will be dropped.**Cause:** Frame received for filtered protocol.

BR.022**Level:** U-TRACE**Short Syntax:** BR.022 SR unreg dst *source_mac*-> *dest_mac* SNAP *protocol_identifier*, drp, nt *network***Long Syntax:** BR.022 Source-routed frame from *source_mac* to unregistered destination MAC address *dest_mac*, IEEE 802 SNAP Protocol Identifier *protocol_identifier*, dropped, network *network***Description:** A source-routed frame has been received for the IEEE 802 Subnetwork Access Protocol (SNAP) Protocol Identifier (PID) which corresponds with an enabled pro-

to col, but the destination MAC address is not registered in the bridge. The frame will be dropped.

Cause: If *dest_mac* is a unicast address, a station on the LAN is sending frames for this protocol to the wrong next hop MAC address.

Action: Correct action of remote station.

Cause: If *dest_mac* is a multicast address, a station on the LAN may be sending frames to the wrong multicast address, or perhaps just to one that this router does not have enabled. Depending on the protocol, this may or may not be an error.

Action: Correct action of remote station, if necessary.

BR.023

Level: P-TRACE

Short Syntax: BR.023 SR *source_mac*-> *dest_mac* SNAP *protocol_identifier*, endnode, nt *network*

Long Syntax: BR.023 Source-routed frame from *source_mac* to *dest_mac*, IEEE 802 SNAP Protocol Identifier *protocol_identifier* for endnode protocol, network *network*

Description: A source-routed multicast frame has been received for the IEEE 802 Subnetwork Access Protocol (SNAP) Protocol Identifier (PID) which corresponds with an endnode protocol. The frame will be both bridged and locally processed by the endnode protocol.

BR.024

Level: P-TRACE

Short Syntax: BR.024 *source_mac*-> *dest_mac* drp, dst add flt, nt *network*

Long Syntax: BR.024 Frame from *source_mac* to *dest_mac* dropped, destination address filtered, network *network*

Description: A MAC frame has been received by the hardware, but is being dropped because the destination MAC address is being administratively filtered by the bridge. The frame will be dropped.

Cause: Receipt of frame whose destination MAC address matches the destination filter.

BR.025

Level: P-TRACE

Short Syntax: BR.025 *source_mac*-> *dest_mac* drp, src add flt, nt *network*

Long Syntax: BR.025 Frame from *source_mac* to *dest_mac* dropped, source address filtered, network *network*

Description: A MAC frame has been received by the hardware, but is being dropped because the source MAC address is being administratively filtered by the bridge. The frame will be dropped.

Cause: Receipt of frame whose source MAC address matches the destination filter.

BR.026

Level: P-TRACE

Short Syntax: BR.026 SR *source_mac*-> *dest_mac* drp, dst add flt, nt *network*

Long Syntax: BR.026 Frame from *source_mac* to *dest_mac* dropped, destination address filtered, network *network*

Description: A source-routed MAC frame has been received by the hardware, but is being dropped because the destination MAC address is being administratively filtered by the bridge. The frame will be dropped.

Cause: Receipt of frame whose destination MAC address matches the destination filter.

BR.027

Level: P-TRACE

Short Syntax: BR.027 SR *source_mac-> dest_mac* drp, src add flt, nt *network*

Long Syntax: BR.027 Frame from *source_mac* to *dest_mac* dropped, source address filtered, network *network*

Description: A source-routed MAC frame has been received by the hardware, but is being dropped because the source MAC address is being administratively filtered by the bridge. The frame will be dropped.

Cause: Receipt of frame whose source MAC address matches the destination filter.

BR.028

Level: UI-ERROR

Short Syntax: BR.028 No buf for endnode bridge, *source_mac-> dest_mac*, nt *network*, not bridged

Long Syntax: BR.028 No buffer to copy packet for endnode bridge and process, from *source_mac* to *dest_mac*, network *network*, not bridged

Description: A Multicast frame has been received for an endnode protocol that is both bridged and locally processed. There was no buffer to make two copies of the frame for both types of processing, so it will not be bridged, only locally processed.

Cause: Severe packet buffer shortage.

Action: Check memory statistics in GWCON to verify packet buffer level. If possible, make routing or bridging tables smaller. If tables cannot be made smaller, increase memory size.

Cause: Traffic peak using all available buffers.

Action: This is the problem if this message occurs very infrequently.

BR.029

Level: C-TRACE

Short Syntax: BR.029 NB inp pkt fltd - *source_mac-> dest_mac*, prt *port*, nt *network*

Long Syntax: BR.029 NETBIOS Input Packet Filtered - *source_mac-> dest_mac*, port *port*, network *network*

Description: A NETBIOS packet has matched the criteria specified in a NETBIOS Filter configuration record. The packet is dropped.

BR.030

Level: U-TRACE

Short Syntax: BR.030 Rcvd tkr brg pkt but no tkr hnd

Long Syntax: BR.030 Received tkr bridge packet over WAN, but router has no handler to process it.

Description: A remote router sent a packet over a WAN bridge port to the local router, the frame was in Token-Ring format, but the local router does not contain a handler for Token-Ring frames. The packet was dropped.

Bandwidth Reservation System (BRS)

This chapter describes Bandwidth Reservation System (BRS) messages. For information on message content and how to use the message, refer to the Introduction.

BRS.001

Level: C_INFO

Short Syntax: BRS.001 pkt *job* prot/filt *msg* prot/filt *type* queued in class *class name* prio *priority* nt *network ID*

Long Syntax: BRS.001 packet with Id *job* for protocol/filter *msg* prot/filt *type* is placed in class *class name* at priority *priority* nt *network ID*

Description: A packet is placed in the class at a priority based on its protocol/filter.

BRS.002

Level: C_INFO

Short Syntax: BRS.002 pkt of prot *msg* prot *type* is disc'd by overflow nt *network ID*

Long Syntax: BRS.002 a packet of protocol *msg* prot *type* is discarded because of queue overflow nt *network ID*

Description: Notifies on all packet overflows

BRS.003

Level: C_INFO

Short Syntax: BRS.003 zero length pkt of prot *msg* prot *type* is disc'd nt *network ID*

Long Syntax: BRS.003 a zero length packet of protocol *msg* prot *type* is discarded nt *network ID*

Description: msg when zero length pkts are dumped

BRS.004

Level: C_INFO

Short Syntax: BRS.004 pkt *job* prot/filt *protocol or filter name* xmit from class *class name* nt *network ID*

Long Syntax: BRS.004 packet with Id *job* for protocol or filter *protocol or filter name* is transmitted from class *class name* net *network ID*

Description: A packet is placed from handler struct to driver queue for xmit.

BRS.005

Level: C_INFO

Short Syntax: BRS.005 Lost prior *other items affected* mappings of *prot or filt* for nt *network ID*

Long Syntax: BRS.005 Lost priority *other items affected* mappings of *prot or filt* for net *network ID*

Description: The configuration record for protocol or filter mappings is not present in SRAM. Default mappings have been assumed.

Cause: Either the original configuration record for protocol or filter mappings is not supported by this level of software or configuration memory has been corrupted.

Action: Either reconfigure the mappings or use the configuration tool upgrade facility when the original configuration record is not supported by the current level of software. Contact customer service if configuration memory has been corrupted.

Bootp (BTP)

This chapter describes Bootp (BTP) messages. For information on message content and how to use the message, refer to the Introduction.

BTP.001

Level: U-TRACE

Short Syntax: BTP.001 rcvd rqst frm (*client_IP_address*, nt *Network ID*)

Long Syntax: BTP.001 received request from (*client_IP_address*, net *Network ID*)

Description: A BOOTP request has been received on a particular interface. The client IP address is included in the message, but may be unknown at this time, in which case it will show up as 0.0.0.0.

BTP.002

Level: UE-ERROR

Short Syntax: BTP.002 bd rqst frm (*client_IP_address*, nt *Network ID*): *reason*

Long Syntax: BTP.002 bad request from (*client_IP_address*, net *Network ID*): *reason*

Description: A BOOTP request has been received on a particular interface. The client IP address is included in the message, but may be unknown at this time, in which case it will show up as 0.0.0.0. The request is bad for the stated reason, and is therefore discarded.

BTP.003

Level: U-TRACE

Short Syntax: BTP.003 fwd rqst to *server_IP_address*

Long Syntax: BTP.003 Forwarding request to *server_IP_address*

Description: A BOOTP request is being forwarded to a particular server.

BTP.004

Level: U-TRACE

Short Syntax: BTP.004 fwd rply *server_IP_address* -> *client_IP_address*

Long Syntax: BTP.004 Forwarding reply from *server_IP_address* to *client_IP_address*

Description: A BOOTP reply is being forwarded from a particular server back to the client, using the router as a relay agent.

BTP.005

Level: UE-ERROR

Short Syntax: BTP.005 bad reply *server_IP_address* -> *client_IP_address*: *reason*

Long Syntax: BTP.005 bad reply from *server_IP_address* to *client_IP_address*: *reason*

Description: A BOOTP reply was received. We are unable to relay the reply to the client due to the stated error. The BOOTP reply has been discarded.

BTP.006**Level:** ALWAYS**Short Syntax:** BTP.006 net *Network ID*, gw *source_IP_address*: Client reply packet in error; *error***Long Syntax:** BTP.006 net *Network ID*, gw *source_IP_address*: Client reply packet in error; *error***Description:** A reply was received from a BOOTP server that was either the incorrect packet type or it was too short. The gateway address is the router that did the final relay from the server to this client. It could be the server address.

BTP.007**Level:** ALWAYS**Short Syntax:** BTP.007 net *Network ID*, Valid Resp, Server: *serverName(serverIp)*, Bootfile: *bootfile* VendOpts config file: *cfgFile* IpAddr *ourIp*, gwAddr *gwAddr***Long Syntax:** BTP.007 net *Network ID*, Valid Resp, server: *serverName/ serverIp*, bootfile: *bootfile*, vendor options config File: *cfgFile*, ipAddr *ourIp*, gwAddr *gwAddr***Description:** A valid BOOTP reply packet was received from a server.

BTP.008**Level:** ALWAYS**Short Syntax:** BTP.008 net *Network ID* No cfg file name (srv: *serverName/ serverIp*)**Long Syntax:** BTP.008 net *Network ID* No config file name in packet (srv: *serverName/ serverIp*)**Description:** A reply was received from a server without a configuration filename in the vendor extension field or in the boot filename field.

BTP.009**Level:** ALWAYS**Short Syntax:** BTP.009 net *Network ID*, Failed to snd client req (htype: *htype*)**Long Syntax:** BTP.009 net *Network ID*, Failed to send client request (htype: *htype*)**Description:** An attempt to send the BOOTP request failed.

BTP.010**Level:** ALWAYS**Short Syntax:** BTP.010 net *Network ID*, Sent client request (htype: *htype*)**Long Syntax:** BTP.010 net *Network ID*, Sent client request (htype: *htype*)**Description:** A BOOTP client request was successfully sent.

BTP.011**Level:** ALWAYS**Short Syntax:** BTP.011 net *Network ID*, Could not snd client req because: *error***Long Syntax:** BTP.011 net *Network ID*, Could not send client request because: *error***Description:** An attempt to send the BOOTP request failed because the output device does not support BOOTP, the device is not up, or a buffer could not be allocated.

BTP.012

Level: ALWAYS

Short Syntax: BTP.012 net *Network ID* No cfile in vendOptions, using bootfile fld instead

Long Syntax: BTP.012 net *Network ID* No cfile in vendOptions, using bootfile fld instead

Description: The vendor extensions for the configuration filename was not in the response. The router will use the bootfile name field in its place.

BTP.013

Level: ALWAYS

Short Syntax: BTP.013 net *Network ID* Unsupported vend tag: *vendTag*, len: *vendLen*

Long Syntax: BTP.013 net *Network ID* Reply received with unsupported vendor tag field: *vendTag*, len *vendLen*

Description: The server sent a BOOTP reply packet with a vendor field containing an unsupported vendor specific option. This is not critical; it only means that the BOOTP server is not configured correctly for this BOOTP client.

Panic btpudperr

Short Syntax: bootp udp port not avail

Description: Another application registered previously with bootp's UDP port.

Action: Contact customer service.

Data Compression Engines (COMP)

This chapter describes Data Compression Engines (COMP) messages. For information on message content and how to use the message, refer to the Introduction.

COMP.001

Level: UE-ERROR

Short Syntax: COMP.001 BSD bd CLEAR nt *network ID*.

Long Syntax: COMP.001 BSD decompress: bad CLEAR, network *network ID*.

Description: BSD decompress saw an unexpected CLEAR code.

COMP.002

Level: UE-ERROR

Short Syntax: COMP.002 BSD bd code *code*, nt *network ID*.

Long Syntax: COMP.002 BSD decompress: bad code *code*,, network *network ID*.

Description: BSD decompress saw a bad code in the input stream.

COMP.003

Level: UE-ERROR

Short Syntax: COMP.003 BSD bd data nt *network ID*

Long Syntax: COMP.003 BSD decompress: bad data, decompressed garbage, network *network ID*.

Description: BSD decompress detected garbled data.

COMP.004

Level: UE-ERROR

Short Syntax: COMP.004 BSD no CLEAR nt *network ID*

Long Syntax: COMP.004 BSD decompress: peer should have cleared dictionary, net *network ID*.

Description: BSD decompress is out of sync with peer.

COMP.005

Level: UE-ERROR

Short Syntax: COMP.005 *algo*, bad FCS nt *network ID*

Long Syntax: COMP.005 *algo*, bad FCS, net *network ID*.

Description: Decompressor found packet was corrupt on input, a bad CRC or similar sort of check value was invalid.

COMP.006**Level:** UE-ERROR**Short Syntax:** COMP.006 pred impossible *cmp_len*, > *actlen*,, nt *network ID***Long Syntax:** COMP.006 predictor impossible packet explan *cmp_len*, > *actlen*,, nt *network ID***Description:** Predictor packet was corrupt on input.

COMP.007**Level:** UE-ERROR**Short Syntax:** COMP.007 pred no FCS nt *network ID***Long Syntax:** COMP.007 Predictor got a short packet, no FCS? net *network ID***Description:** Predictor packet was corrupt on input.

COMP.008**Level:** UE-ERROR**Short Syntax:** COMP.008 LZS_Decompress returned *got*.**Long Syntax:** COMP.008 LZS_Decompress returned *got*.**Description:** Stacker decompress returned something faulty.

COMP.009**Level:** UE-ERROR**Short Syntax:** COMP.009 *alg*,/compress err *rc*, doing *doing*,, nt *network ID***Long Syntax:** COMP.009 *alg*,/compress error *rc*, doing *doing*, on network *network ID***Description:** Compressor returned an error code. The "doing" parameter indicates what the compressor was working on.

COMP.010**Level:** UE-ERROR**Short Syntax:** COMP.010 *alg*,/decompress err *rc*, doing *doing*,, nt *network ID***Long Syntax:** COMP.010 *alg*,/decompress error *rc*, doing *doing*, on network *network ID***Description:** Decompressor returned an error code. The "doing" parameter indicates what the decompressor was working on.

COMP.011**Level:** UE-ERROR**Short Syntax:** COMP.011 *alg*, err nobuf net *network ID***Long Syntax:** COMP.011 *alg*, error, can't get buffer on network *network ID***Description:** Compression routine couldn't obtain work buffer.

COMP.012**Level:** P-TRACE**Short Syntax:** COMP.012 *alg*, *nocomp cc cc*, *pktlen pktlen*, *cmplen cmplen*, *net network ID***Long Syntax:** COMP.012 *alg*, *nocompress cond code cc,,* *pkt-len pktlen*, *-> cmp-len cmplen,,* *on network network ID***Description:** Packet was incompressible.

COMP.013**Level:** P-TRACE**Short Syntax:** COMP.013 *alg*, *cmp: pkt len pktlen*, *-> send len cmplen,,* *net network ID***Long Syntax:** COMP.013 *alg alg*, *compress: original pkt len pktlen,,* *compressed pkt len cmplen,,* *on network network ID***Description:** Per-packet trace compression results.

COMP.014**Level:** P-TRACE**Short Syntax:** COMP.014 *alg*, *exp: pkt.len pktlen*, *<- rcv len cmplen,,* *net network ID***Long Syntax:** COMP.014 *alg alg*, *expand: result pkt len pktlen,,* *received pkt len cmplen,,* *on network network ID***Description:** Per-packet trace expansion results.

COMP.015**Level:** C-INFO**Short Syntax:** COMP.015 Start decompressor '*alg*', *net network ID***Long Syntax:** COMP.015 Start decompressor '*alg*', *on network network ID***Description:** Compression started (on receive side).

COMP.016**Level:** C-INFO**Short Syntax:** COMP.016 Stop decompressor '*alg*', *net network ID***Long Syntax:** COMP.016 Stop decompressor '*alg*', *on network network ID***Description:** Compression stopped (on receive side).

COMP.017**Level:** C-INFO**Short Syntax:** COMP.017 Start compressor '*alg*', *net network ID***Long Syntax:** COMP.017 Start compressor '*alg*', *on network network ID***Description:** Compression started (on transmit side).

COMP.018**Level:** C-INFO**Short Syntax:** COMP.018 Stop compressor ' *alg* ', net *network ID***Long Syntax:** COMP.018 Stop compressor ' *alg* ', on network *network ID***Description:** Compression stopped (on transmit side).

COMP.019**Level:** UI-ERROR**Level:** OOM**Short Syntax:** COMP.019 Init fail: no mem for contexts; CMP disabled.**Long Syntax:** COMP.019 Unable to allocate memory for compression contexts.**Description:** The compression system was not able to allocate memory for the configured number of compression "contexts". The compression subsystem is inoperative.**Cause:** The system does not have enough RAM, or too many contexts were configured.**Action:** Reduce the number of contexts which are configured to be allocated, or reduce the memory requirements used by other parts of the system. Otherwise, must upgrade the amount of RAM in the router.

COMP.020**Level:** C-INFO**Short Syntax:** COMP.020 CMP Init: max contexts = 0, CMP disabled.**Long Syntax:** COMP.020 No compression contexts were configured. Compression is disabled.**Description:** Compression has never been configured, or the number of contexts to allocate was set to zero. No contexts were allocated; and compression is disabled.

COMP.021**Level:** C_INFO**Short Syntax:** COMP.021 CMP Init: allocated *num_ctx* contexts.**Long Syntax:** COMP.021 Compression subsystem allocated *num_ctx* contexts.**Description:** Space for the indicated number of contexts was allocated.

COMP.022**Level:** CI_ERROR**Short Syntax:** COMP.022 No ctx available for net *network ID* channel *channel***Long Syntax:** COMP.022 No context available for network *network ID* channel *channel*.**Description:** A net tried to allocate a compression context, but none was available. This normally means the maximum number of configured contexts has been reached.

COMP.023

Level: C-TRACE

Short Syntax: COMP.023 Autofreeing context # *context* owned by nt *network ID*.

Long Syntax: COMP.023 Autofreeing context # *context* owned by network *network ID*.

Description: A net allocated a compression context, but then did not free the context when the net went down. The compression utility library detected this and freed the context on its own.

COMP.024

Level: C-TRACE

Short Syntax: COMP.024 Allocated context # *context_id* nt *network ID* channel *channel*.

Long Syntax: COMP.024 Allocated context # *context_id* for network *network ID* channel *channel*.

Description: An interface allocated a compression context.

COMP.025

Level: C-TRACE

Short Syntax: COMP.025 Freed context # *context_id* nt *network ID* channel *channel*.

Long Syntax: COMP.025 Freed context # *context_id* for network *network ID* channel *channel*.

Description: An interface freed a compression context.

COMP.026

Level: C-TRACE

Short Syntax: COMP.026 Cmp net dn nt *network ID*.

Long Syntax: COMP.026 Compression observed netdown on monitored network *network ID*.

Description: The compression system detected a net going down for a net it is actively monitoring. The compression system will check for any unfreed contexts held by the net and release them.

Panic CMP_NO_MEMORY

Short Syntax: Compression subsystem couldn't allocate required memory.

Description: The compression subsystem could not allocate memory required for its normal operation. This is a more severe problem than indicated by message COMP_19, as it refers to allocation of internal tables whose size cannot be altered by configurable parameters, and which are sufficiently small that there should never be an allocation failure.

Panic CMP_INVALID_NET

Short Syntax: An invalid NET identifier was detected in an internal call.

Description: The NET parameter passed to a function was invalid (probably NULL).

Panic CMP_INVALID_CTX

Short Syntax: An invalid CmpContext identifier was detected in an internal call.

Description: The CmpContext parameter passed to a function was invalid.

Dialout (DOUT)

This chapter describes Dialout (DOUT) messages. For information on message content and how to use the message, refer to the Introduction.

DOUT.001

Level: U-INFO

Short Syntax: DOUT.001 Schedule a Listen for TCP open on tcp port *portnum*

Long Syntax: DOUT.001 Schedule a Listen for TCP open on tcp port *portnum*

Description: DIALOUT: For each dialout circuit present, telnet registers with tcp to listen for open requests on tcp port 1000.

DOUT.002

Level: U-INFO

Short Syntax: DOUT.002 A TCP connection to the telnet modem server has been opened

Long Syntax: DOUT.002 A TCP connection to the telnet modem server has been opened

Description: DIALOUT: A TCP connection to the telnet modem server has been opened, next step is to register with a virtual net, if one is available.

DOUT.003

Level: UE-ERROR

Short Syntax: DOUT.003 Initializing telnet queues failed, can't open telnet modem connection

Long Syntax: DOUT.003 Initializing telnet queues failed, can't open telnet modem connection

Description: DIALOUT: tel_qinit() failed. The telnet modem server tried to initialize the queues associated with this session. This attempt failed as a result of not being able to allocate the queue.

Action: You may be running low on memory, check your memory statistics. Report this error to customer service.

DOUT.004

Level: UE-ERROR

Short Syntax: DOUT.004 Telnet read buffer allocation failed, can't open telnet modem conn

Long Syntax: DOUT.004 Telnet read buffer allocation failed, can't open telnet modem conn

Description: DIALOUT: tel_start_init failed as a result of the read buffer not being able to be allocated.

Action: You may be running low on memory, check your memory statistics. Report this error to customer service.

DOUT.005

Level: UE-ERROR

Short Syntax: DOUT.005 Telnet couldn't register with a virtual net

Long Syntax: DOUT.005 Telnet couldn't register with a virtual net

Description: The telnet modem server could not register with a virtual net. The reason for this is most likely that all the base nets that have dialout circuits configured for them are in use.

Action: Make sure a dialout circuit and its corresponding base net are both available and try again.

DOUT.006

Level: C-INFO

Short Syntax: DOUT.006 Dialout server registered new session with net number *netnum*

Long Syntax: DOUT.006 Dialout server registered new session with net number *netnum*

Description: The new telnet session was successfully registered with a virtual net. All data that arrives to this telnet session will be sent to the virtual net that was listed.

DOUT.007

Level: C-INFO

Short Syntax: DOUT.007 Dialout server received new byte on net *netnum*, new byte is *byte*

Long Syntax: DOUT.007 Dialout server received new byte on net *netnum*, new byte is *byte*

Description: Dialout server in data xfer state and received a new byte that will be transmitted out through the registered dialout circuit.

DOUT.008

Level: C-INFO

Short Syntax: DOUT.008 Dialout server xmitted byte on net *netnum*, byte was *byte*

Long Syntax: DOUT.008 Dialout server xmitted byte on net *netnum*, byte was *byte*

Description: Dialout server in data xfer state and transmitted byte with no errors.

DOUT.009

Level: CE-ERROR

Short Syntax: DOUT.009 Dialout server failed to xmit byte on net *netnum*, byte was *byte*

Long Syntax: DOUT.009 Dialout server failed to xmit byte on net *netnum*, byte was *byte*

Description: Dialout server in data xfer state and failed to transmit byte.

Action: This error occurred from some event in the net handler or driver. In the monitor console, check the error statistics for this net. If the problem persists, report this problem to customer service.

DOUT.010

Level: UE-ERROR

Short Syntax: DOUT.010 Dialout server session closing

Long Syntax: DOUT.010 Dialout server session closing

Description: Dialout server session closed, most likely as a result of not being able to register with a virtual net.

Action: Make sure a dialout circuit and its corresponding base net are both available and try again.

DOUT.011

Level: C-INFO

Short Syntax: DOUT.011 Dialout server session on net *netnum* closing

Long Syntax: DOUT.011 Dialout server session on net *netnum* closing

Description: Dialout server session closed, most likely as a result the client terminating the session.

DOUT.012

Level: C-INFO

Short Syntax: DOUT.012 Dialout server rcvd *count* byte(s) from modem on net *netnum*

Long Syntax: DOUT.012 Dialout server rcvd *count* byte(s) from modem on net *netnum*

Description: Dialout server in data xfer state and received bytes from modem.

DOUT.013

Level: UE-ERROR

Short Syntax: DOUT.013 Dialout server rcvd packet from modem with errors on net *netnum*

Long Syntax: DOUT.013 Dialout server rcvd packet from modem with errors on net *netnum*

Description: Dialout server received bytes from modem and the packet had errors in it.

Action: This error occurred from some event in the net handler or driver. In the monitor console, check the error statistics for this net. If the problem persists, report this problem to customer service.

DOUT.014

Level: UE-ERROR

Short Syntax: DOUT.014 Dialout server could not xmit packet, net *netnum* was down

Long Syntax: DOUT.014 Dialout server could not xmit packet, net *netnum* was down

Description: Dialout server tried to transmit bytes from telnet but the v34 handler reported the net was down and did not xmit the bytes.

Action: This error occurred from some event in the net handler or driver. In the monitor console, check the error statistics for this net. If the problem persists, report this problem to customer service.

DOUT.015**Level:** C-INFO**Short Syntax:** DOUT.015 Dialout server received *bytes* data bytes via the *name* interface**Long Syntax:** DOUT.015 Dialout server received *bytes* data bytes via the *name* interface**Description:** Dialout server received x number of bytes via either the telnet or DIALS application.**Action:** No action just information

DOUT.016**Level:** UE-ERROR**Short Syntax:** DOUT.016 Dialout server could not xmit packet, problem with net *netnum***Long Syntax:** DOUT.016 Dialout server could not xmit packet, problem with net *netnum***Description:** Dialout server tried to xmit a packet but could not because of some internal error in the driver.**Action:** This error occurred from some event in the net handler or driver. In the monitor console, check the error statistics for this net. If the problem persists, report this problem to customer service.

DOUT.017**Level:** C-INFO**Short Syntax:** DOUT.017 Dialout server received a telnet option for *command option* packet**Long Syntax:** DOUT.017 Dialout server received a telnet option for *command option* packet**Description:** Dialout server received a telnet command option.**Action:** No action, just information

DOUT.018**Level:** UE-ERROR**Short Syntax:** DOUT.018 Dialout server did not receive an end of Suboption**Long Syntax:** DOUT.018 Dialout server did not receive an end of Suboption**Description:** Dialout server received a telnet suboption command but never received the suboption end byte.**Action:** This is an error that may cause the dialout server to become out of sync. Operation will continue with unexpected results. If this problem persists contact customer service.

DOUT.019**Level:** UE-ERROR**Short Syntax:** DOUT.019 Dialout server, net *netnum*, failure during CML init**Long Syntax:** DOUT.019 Dialout server, net *netnum*, failure during CML init**Description:** Dialout server did not install correctly due to a error during *cml_init*. This is most likely a configuration problem.**Action:** Please check to see that the configuration is correct. If you feel everything is configured correctly, please contact customer service.

DOUT.020**Level:** UE-ERROR**Short Syntax:** DOUT.020 Dialout server *timer_type* timer expired, net *netnum* going down**Long Syntax:** DOUT.020 Dialout server *timer_type* timer expired, net *netnum* going down**Description:** Either the keepalive timer or the inactivity timer on the dialout server expired. If the inactivity timer expired, this means that data has not been transmitted or received within the configured amount of time. If the keepalive timer has expired this means that the dialout client has not sent a keepalive packet in the timeout period of four minutes. They are supposed to be sent every 2 minutes. Please check to make sure the Shiva client is operating correctly.**Action:** Increase the inactivity timer if this is causing a problem for your clients. For keepalive timer expirations, please make sure the client is operating correctly. If the problem persists, please contact IBM customer service.

DOUT.021**Level:** C-INFO**Short Syntax:** DOUT.021 Dialout server received keepalive pkt on net *netnum***Long Syntax:** DOUT.021 Dialout server received keepalive pkt on net *netnum***Description:** Information - received a keepalive packet on network interface.**Action:** No action, just information

DOUT.022**Level:** C_INFO**Short Syntax:** DOUT.022 *buffer***Long Syntax:** DOUT.022 *buffer***Description:** Information - if you are having problems, report message to IBM Customer Service.**Action:** For problems, report this message to customer service.

DOUT.023**Level:** CE_ERROR**Short Syntax:** DOUT.023 Dialout server could not xmt *numbytes* bytes from modem to TCP on net *netnum***Long Syntax:** DOUT.023 Dialout server could not xmt *numbytes* bytes from modem to TCP on net *netnum***Description:** Error - Dialout server could not transmit bytes received from modem to TCP. The reason for this is that TCP buffers are full and as a result the dialout server cannot put any more data into this buffer. This most likely is a result of a slow dialout client or network congestion, or a heavy loaded router. Contact customer service for more help.**Action:** For problems, report this message to customer service.

Default Gateways (DGW)

This chapter describes Default Gateways (DGW) messages. For information on message content and how to use the message, refer to the Introduction.

DGW.001

Level: C-INFO

Short Syntax: DGW.001 *cfg ent fnd on nt net_no*

Long Syntax: DGW.001 found a configuration entry for a gateway on net *net_no*

Description: This message is generated when an interface comes up and a gateway is configured on the interface

DGW.002

Level: C-INFO

Short Syntax: DGW.002 *dgw gw_ip_address crtd on nt net_no*

Long Syntax: DGW.002 created gateway *gw_ip_address* on net *net_no*

Description: This message is generated when an interface comes up and successfully creates a default gateway

DGW.003

Level: C-INFO

Short Syntax: DGW.003 *sent arp rply on nt net_no for gw_ip_address*

Long Syntax: DGW.003 sent an automatic arp reply for a gateway on net *net_no* for *gw_ip_address*

Description: This message is generated when an ARP reply is automatically sent by the gateway code. This reply is sent so bridge ports can learn the source of the gateway.

DGW.004

Level: C-INFO

Short Syntax: DGW.004 *activated gw gw_ip_address on nt net_no*

Long Syntax: DGW.004 activated gateway *gw_ip_address* on net *net_no*

Description: This message is generated when a gateway is activated on an interface. The interface is now able to receive packets destined for the gateway's MAC and IP addresses.

DGW.005

Level: C-INFO

Short Syntax: DGW.005 *de-activated gw net_no on nt*

Long Syntax: DGW.005 de-activated gateway *net_no* on net

Description: This message is generated when a gateway is de-activated on an interface. The interface is now unable to receive packets destined for the gateway's MAC and IP addresses.

DGW.006

Level: C-INFO

Short Syntax: DGW.006 de-activated all gw on nt *net_no*

Long Syntax: DGW.006 de-activated all gateway on net *net_no*

Description: This message is generated when all gateways are de-activated on an interface. The interface is now unable to receive packets destined for any gateway's MAC and IP addresses on the interface.

DGW.007

Level: C-INFO

Short Syntax: DGW.007 prm gw MAC query on nt *net_no*

Long Syntax: DGW.007 a mac address was found to be a primary gateway on net *net_no*

Description: This message is generated when another subsystem queries the gateway to determine is a MAC address is that of a primary gateway.

DGW.008

Level: C-INFO

Short Syntax: DGW.008 bk gw MAC query on nt *net_no*

Long Syntax: DGW.008 a mac address was found to be a backup gateway on net *net_no*

Description: This message is generated when another subsystem queries the gateway to determine is a MAC address is that of a backup gateway.

DGW.009

Level: C-INFO

Short Syntax: DGW.009 gw IP *gw_ip_address* query on nt *net_no*

Long Syntax: DGW.009 an IP address *gw_ip_address* was found to be a gateway on net *net_no*

Description: This message is generated when another subsystem queries the gateway to determine is an IP address is that of a gateway.

Proxy dhcp

This chapter describes Proxy dhcp messages. For information on message content and how to use the message, refer to the Introduction.

DHCP.001

Level: P-TRACE

Short Syntax: DHCP.001 Sent DHCP packet to server *destination* *giaddr* *giaddr* *haddr* *haddr*

Long Syntax: DHCP.001 Sent DHCP packet to server *destination* *giaddr* *giaddr* *haddr* *haddr*

Description: Proxy DHCP sent a packet

DHCP.002

Level: CI-ERROR

Short Syntax: DHCP.002 Error Sending Dhcp Packet: Bad Dest Address *destination*

Long Syntax: DHCP.002 Error Sending Dhcp Packet: Bad Dest Address *destination*

Description: An error occurred sending the DHCP packet. This will occur if there currently is no route to one of the DHCP servers configured.

DHCP.003

Level: C-TRACE

Short Syntax: DHCP.003 Option: tag= *tag* len= *len*

Long Syntax: DHCP.003 Option: tag= *tag* len= *len*

Description: Processed a DHCP option, tag and length are reported here.

DHCP.004

Level: UI-ERROR

Short Syntax: DHCP.004 removed

Long Syntax: DHCP.004 removed

Description: none

DHCP.005

Level: C-TRACE

Short Syntax: DHCP.005 Proxy DHCP Closing on net *network ID* *cid* *clientid* *state* *state*

Long Syntax: DHCP.005 Proxy DHCP Closing on network *network ID* *clientid* *clientid* *state* *state*

Description: Should occur when IPCP closes normally or is other wise halted by the line being disconnected or terminated for any reason.

DHCP.006**Level:** C-TRACE**Short Syntax:** DHCP.006 Proxy DHCP state transition from *oldstate* to *newstate* on net *network ID cid clientid***Long Syntax:** DHCP.006 Proxy DHCP state transition from *oldstate* to *newstate* on network *network ID clientid clientid***Description:** A Proxy DHCP state transition occurred (states are defined in RFC 2131)

DHCP.007**Level:** C-TRACE**Short Syntax:** DHCP.007 Proxy DHCP Reset on net *network ID cid clientid***Long Syntax:** DHCP.007 Proxy DHCP Reset on network *network ID clientid clientid***Description:** Proxy DHCP Reset of state machine occurred

DHCP.008**Level:** C-TRACE**Short Syntax:** DHCP.008 Proxy DHCP IP Address Retry on net *network ID cid clientid state state***Long Syntax:** DHCP.008 Proxy DHCP IP Address Retry on network *network ID clientid clientid state state***Description:** Retry for Proxy DHCP Get IP address. This occurs if no response is received from a DHCP server for a specific amount of time

DHCP.009**Level:** C-TRACE**Short Syntax:** DHCP.009 Initiate Proxy DHCP Get IP Address on network *network ID state state***Long Syntax:** DHCP.009 Initiate Proxy DHCP Get IP Address on network *network ID state state***Description:** Initial Proxy DHCP Get IP address

DHCP.010**Level:** UE-ERROR**Short Syntax:** DHCP.010 Could not find DHCP Option *option***Long Syntax:** DHCP.010 Could not find DHCP Option *option***Description:** Searched for DHCP Option and could not find it in a received packet. This may occur if the server sends us an option we do not understand, or if the packet is corrupted. See also event DHCP_25

DHCP.011**Level:** C-TRACE**Short Syntax:** DHCP.011 Processing DHCP NAK on net *network ID cid clientid state state***Long Syntax:** DHCP.011 Processing DHCP NAK on network *network ID clientid clientid state state***Description:** Processing DHCP NAK

DHCP.012**Level:** C-TRACE**Short Syntax:** DHCP.012 Processing DHCP ACK on net *network ID cid clientid state state***Long Syntax:** DHCP.012 Processing DHCP ACK on network *network ID clientid clientid state state***Description:** Processing DHCP ACK - this is the final message we will receive from the DHCP server before we move to the BOUND state.

DHCP.013**Level:** UI-ERROR**Short Syntax:** DHCP.013 ERROR: *desc* on net *network ID cid clientid state state***Long Syntax:** DHCP.013 ERROR: *desc* on network *network ID clientid clientid state state***Description:** General Error

DHCP.014**Level:** UI-ERROR**Short Syntax:** DHCP.014 WARNING: *desc* on net *network ID cid clientid state state***Long Syntax:** DHCP.014 WARNING: *desc* on network *network ID clientid clientid state state***Description:** General Warning

DHCP.015**Level:** C-TRACE**Short Syntax:** DHCP.015 Option DHCP_MESSAGE_TYPE = *message_type* (*message_text*) on net *network ID cid clientid state state***Long Syntax:** DHCP.015 Option DHCP_MESSAGE_TYPE = *message_type* (*message_text*) on network *network ID clientid clientid state state***Description:** Processed DHCP option of this type

DHCP.016**Level:** C-TRACE**Short Syntax:** DHCP.016 Option DHCP_REQUESTED_IP = *ipaddr* on net *network ID cid clientid state state***Long Syntax:** DHCP.016 Option DHCP_REQUESTED_IP = *ipaddr* on network *network ID clientid clientid state state***Description:** Processed DHCP option of this type

DHCP.017**Level:** C-TRACE**Short Syntax:** DHCP.017 Option DHCP_LEASE_TIME = *time* on net *network ID cid clientid state state***Long Syntax:** DHCP.017 Option DHCP_LEASE_TIME = *time* on network *network ID clientid clientid state state***Description:** Processed DHCP option of this type

DHCP.018**Level:** C-TRACE**Short Syntax:** DHCP.018 Option DHCP_HOSTNAME on net *network ID* cid *clientid* state *state***Long Syntax:** DHCP.018 Option DHCP_HOSTNAME on network *network ID* clientid *clientid* state *state***Description:** Currently recognized but not supported as there is no way to transmit this information to the client. Note that this is NOT Dynamic DNS, where the Proxy DHCP client actually sends the HOSTNAME to the DHCP server.

DHCP.019**Level:** C-TRACE**Short Syntax:** DHCP.019 Option DHCP_DOMAINNAME on net *network ID* cid *clientid* state *state***Long Syntax:** DHCP.019 Option DHCP_DOMAINNAME on network *network ID* clientid *clientid* state *state***Description:** Currently recognized but not supported, again this information cannot be sent to the client over IPCP.

DHCP.020**Level:** C-TRACE**Short Syntax:** DHCP.020 Option DHCP_SERVER_ID = *server* on net *network ID* cid *clientid* state *state***Long Syntax:** DHCP.020 Option DHCP_SERVER_ID = *server* on network *network ID* clientid *clientid* state *state***Description:** Option of this type received

DHCP.021**Level:** C-TRACE**Short Syntax:** DHCP.021 MESSAGE FROM DHCP SERVER: (len = *length*) *message* on net *network ID* cid *clientid* state *state***Long Syntax:** DHCP.021 MESSAGE FROM DHCP SERVER: (len = *length*) *message* on network *network ID* clientid *clientid* state *state***Description:** DHCP server sent us a message. This should be a human-readable ASCII text string.

DHCP.022**Level:** C-TRACE**Short Syntax:** DHCP.022 Option DHCP_RENEWAL_TIME = *time* on net *network ID* cid *clientid* state *state***Long Syntax:** DHCP.022 Option DHCP_RENEWAL_TIME = *time* on network *network ID* clientid *clientid* state *state***Description:** Processed DHCP option of this type

DHCP.023**Level:** C-TRACE**Short Syntax:** DHCP.023 Option DHCP_REBIND_TIME = *time* on net *network ID* cid *clientid* state *state***Long Syntax:** DHCP.023 Option DHCP_REBIND_TIME = *time* on network *network ID* clientid *clientid* state *state***Description:** Processed DHCP option of this type

DHCP.024**Level:** C-TRACE**Short Syntax:** DHCP.024 Option DHCP_CLIENT_ID = *clientid* on network *network ID* state *state***Long Syntax:** DHCP.024 Option DHCP_CLIENT_ID = *clientid* on network *network ID* state *state***Description:** Processed DHCP option of this type

DHCP.025**Level:** CE-ERROR**Short Syntax:** DHCP.025 Unknown option type *option* on net *network ID* state *state***Long Syntax:** DHCP.025 Unknown option type *option* on network *network ID* state *state***Description:** Unknown option received. This occurs when the DHCP server sends us an option we do not recognize. We will simply ignore the option (we most likely cannot utilize it for Proxy DHCP). If the client needs additional options, it should issue a DHCPINFORM after the IP link is established to obtain them.

DHCP.026**Level:** P-TRACE**Short Syntax:** DHCP.026 Processing DHCP OFFER on net *network ID* clientid *clientid* state *state***Long Syntax:** DHCP.026 Processing DHCP OFFER on network *network ID* clientid *clientid* state *state***Description:** Processing DHCP OFFER received from server.

DHCP.027**Level:** P-TRACE**Short Syntax:** DHCP.027 Received DHCP PACKET on net *network ID* state *state***Long Syntax:** DHCP.027 Received DHCP PACKET on network *network ID* state *state***Description:** Received a DHCP PACKET from server destined for Proxy DHCP

DHCP.028**Level:** P-TRACE**Short Syntax:** DHCP.028 DHCP Release Sent on net *network ID* cid *clientid* state *state***Long Syntax:** DHCP.028 DHCP Release Sent on network *network ID* clientid *clientid* state *state***Description:** Sent DHCP Release to free lease. This should occur when an IP connection is terminated that had utilized an IP address from a DHCP server.

DHCP.029**Level:** P-TRACE**Short Syntax:** DHCP.029 DHCP Decline Sent on net *network ID cid clientid state state***Long Syntax:** DHCP.029 DHCP Decline Sent on network *network ID clientid clientid state state***Description:** Sent DHCP Decline. This should happen if for some reason we do not like the parameters offered to us by the DHCP server.

DHCP.030**Level:** P-TRACE**Short Syntax:** DHCP.030 DHCP Discover Sent on net *network ID cid clientid state state***Long Syntax:** DHCP.030 DHCP Discover Sent on network *network ID clientid clientid state state***Description:** Sent DHCP Discover. This is the first message sent. We should send one for each dhcp server configured.

DHCP.031**Level:** P-TRACE**Short Syntax:** DHCP.031 DHCP Request Sent on net *network ID cid clientid state state***Long Syntax:** DHCP.031 DHCP Request on network *network ID clientid clientid state state***Description:** Sent DHCP Request. We send this in response to a DHCP offer from the DHCP server.

DHCP.032**Level:** P-TRACE**Short Syntax:** DHCP.032 DHCP Request Retry on net *network ID cid clientid state state***Long Syntax:** DHCP.032 DHCP Request Retry on network *network ID clientid clientid state state***Description:** Sent DHCP Request retry. This occurs after a specific amount of time if we have not received a response from our DHCP server.

DHCP.033**Level:** P-TRACE**Short Syntax:** DHCP.033 Received DHCP Packet: claddr= *&bpkt->btp_claddr.i_lwrd*
yaddr= *&bpkt->btp_yaddr.i_lwrd* svaddr= *&bpkt->btp_svaddr.i_lwrd* gwaddr=
*&bpkt->btp_gwaddr.i_lwrd***Long Syntax:** DHCP.033 claddr= *&bpkt->btp_claddr.i_lwrd* yaddr=
&bpkt->btp_yaddr.i_lwrd svaddr= *&bpkt->btp_svaddr.i_lwrd* gwaddr=
*&bpkt->btp_gwaddr.i_lwrd***Description:** Received a DHCP packet.

DHCP.034**Level:** C-TRACE**Short Syntax:** DHCP.034 Option DHCP_CLIENT_FQDN = *clientid* on network *network ID* state *state***Long Syntax:** DHCP.034 Option DHCP_CLIENT_FQDN = *clientid* on network *network ID* state *state***Description:** Processed DHCP option of this type

DHCP.035**Level:** P-TRACE**Short Syntax:** DHCP.035 DHCP Renewal Request *network ID* int *minutes/ seconds* cid *clientid* state *state***Long Syntax:** DHCP.035 DHCP Renewal Request *network ID* interface *minutes/ seconds* clientid *clientid* state *state***Description:** Sent DHCP Renewal Request

DHCP.036**Level:** P-TRACE**Short Syntax:** DHCP.036 DHCP Rebind Request *network ID* int *minutes/ seconds* cid *clientid* state *state***Long Syntax:** DHCP.036 DHCP Rebind Request *network ID* interface *minutes/ seconds* clientid *clientid* state *state***Description:** Sent DHCP Rebind Request

DHCP.037**Level:** UI-ERROR**Short Syntax:** DHCP.037 Received DHCP Packet on network *network ID* while DHCP Not Enabled!!**Long Syntax:** DHCP.037 Received DHCP Packet on network *network ID* while DHCP Not Enabled!!**Description:** Received DHCP Packet while DHCP is not enabled.

DHCP.038**Level:** P-TRACE**Short Syntax:** DHCP.038 DHCP Request Denial Notification Sent from network *network ID* clientid *clientid* state *state***Long Syntax:** DHCP.038 DHCP Request Denial Notification Sent from network *network ID* clientid *clientid* state *state***Description:** Sent DHCP Request Denial Notification. This is sent to servers who offered an address, after we already chose a different server.

DHCP.039

Level: CE-ERROR

Short Syntax: DHCP.039 Unable to contact DHCP server with successive retries, giving up on network *network ID*

Long Syntax: DHCP.039 Unable to contact DHCP server with successive retries, giving up on network *network ID*

Description: Giving up Proxy DHCP. IPCP probably timed out before we got here anyway.

DHCP.040

Level: CE-ERROR

Short Syntax: DHCP.040 DHCP server offered address not equal to current address, closing IPCP on *network ID*

Long Syntax: DHCP.040 DHCP server offered address not equal to current address, closing IPCP on *network ID*

Description: Received a different address after Rebinding. We cannot handle this, so we close IPCP.

DHCP.041

Level: UI-ERROR

Short Syntax: DHCP.041 ERROR: *desc*

Long Syntax: DHCP.041 ERROR: *desc*

Description: General Error - no interface information available

DHCP.042

Level: UI-ERROR

Short Syntax: DHCP.042 WARNING: *desc*

Long Syntax: DHCP.042 WARNING: *desc*

Description: General Warning - no interface information available

Data Link Switching (DLSw)

This chapter describes Data Link Switching (DLSw) messages. For information on message content and how to use the message, refer to the Introduction.

DLS.002

Level: C-INFO

Short Syntax: DLS.002 opening new trnsprt cnn to nghbr at *ip_address*

Long Syntax: DLS.002 opening a new transport connection to the neighbour at *ip_address*

Description: As a result of DLS requesting an OPEN to a particular destination specified by the ip address, TCPIM opens a connection to the destination.

DLS.003

Level: UI-ERROR

Short Syntax: DLS.003 DLSw, Dynamic Neighbors DISABLED, *ip_address* connection rejected

Long Syntax: DLS.003 DLSw, Dynamic Neighbors DISABLED, entry through read port from IP address *ip_address* has been rejected

Description: Our read TCP connection has been opened via an unknown Neighbor and Dynamic Neighbors are DISABLED. As a result, we reject the connection, and thereby close it.

DLS.005

Level: C-INFO

Short Syntax: DLS.005 Opening TCP connection to Neighbor *ip_address* (ports *tcb_sprt* -> *tcb_dpvt*)

Long Syntax: DLS.005 Opening a new TCP connection to the Neighbor at IP address *ip_address* (Local Port *tcb_sprt* to Remote Port *tcb_dpvt*)

Description: As a result of DLS requesting an OPEN to a particular destination specified by the ip address, TCPIM opens a connection to the destination using the specified ports.

DLS.006

Level: UI-ERROR

Short Syntax: DLS.006 cannot close cnn - no estblshd nghbr at *ip_address*

Long Syntax: DLS.006 cannot close the transport connection - no established neighbour at ip address *ip_address*

Description: DLS is requesting a transport connection to be closed - however, it cannot be closed because there is no established connection to that neighbor.

DLS.008

Level: UE-ERROR

Short Syntax: DLS.008 DLSw disabled no SRB seg defined config

Long Syntax: DLS.008 DLSw forwarder disabled no SRB segment defined

Description: The Data Link Switching forwarder has been disabled because of improper configuration. This was no SRB segment number defined, though there was LLC-2 saps defined.

DLS.013**Level:** UE-ERROR**Short Syntax:** DLS.013 can't register with UDP on DLS group port**Long Syntax:** DLS.013 can't register with UDP on DLS group port**Description:** Registration with UDP on DLS group port failed.

DLS.014**Level:** UE-ERROR**Short Syntax:** DLS.014 no mem to join group**Long Syntax:** DLS.014 no memory to join group**Description:** There was not enough free memory allocated to the data structures necessary to join a group.

DLS.015**Level:** UE-ERROR**Short Syntax:** DLS.015 no iorb to send group packet**Long Syntax:** DLS.015 no iorb to send group packet**Description:** There was no iorb buffer available to send a group join or join response.

DLS.016**Level:** P-TRACE**Short Syntax:** DLS.016 Sent group pkt *type group group role role dest destination***Long Syntax:** DLS.016 Sent group packet *type type group group role role dest destination***Description:** A DLSw group packet was sent.

DLS.018**Level:** P-TRACE**Short Syntax:** DLS.018 Rcvd group pkt *type type group group role role src source***Long Syntax:** DLS.018 Received group packet *type type group group role role source source***Description:** A DLSw group packet was received.

DLS.019**Level:** UE-ERROR**Short Syntax:** DLS.019 Rcvd bad group pkt *vers version type type priority priority domain domain***Long Syntax:** DLS.019 Received bad group packet *version version type type priority priority domain domain***Description:** A DLSw group packet was received with either a bad version #, type, priority, or domain id.

DLS.021**Level:** C-INFO**Short Syntax:** DLS.021 Rcvd group pkt mismatched roles group *group* role *role***Long Syntax:** DLS.021 Received group packet but mismatched roles group *group* role *role***Description:** A group packet was received but the roles were mismatched. The only valid role matches are Client/Server and Peer/Peer.

DLS.022**Level:** C-INFO**Short Syntax:** DLS.022 Contacted by Neighbor *address* from group *group***Long Syntax:** DLS.022 Contacted by a Neighbor at IP Address *address* from Multicast group *group***Description:** A group match has been found and we are opening a connection.

DLS.025**Level:** UE-ERROR**Short Syntax:** DLS.025 No mem to queue group packet to tasker**Long Syntax:** DLS.025 No memory to queue group packet to tasker**Description:** There was not enough memory to get a queue header to add a task to send a group packet.

DLS.026**Level:** UE-ERROR**Short Syntax:** DLS.026 group packet not sent, tasker queue full**Long Syntax:** DLS.026 group packet not sent, tasker queue full**Description:** A group packet could not be sent because the tasker queue was full.

DLS.027**Level:** UE-ERROR**Short Syntax:** DLS.027 max number of sdlc link sta exceeded sta *station* on int *interface* not opened**Long Syntax:** DLS.027 maximum number of sdlc link stations exceeded sta *station* on int *interface* not opened**Description:** The maximum number of sdlc link stations has been exceeded since all available source SAPs have been allocated. The link station was not opened.

DLS.028**Level:** UE-ERROR**Short Syntax:** DLS.028 no mem to init SDLC link nt *network ID***Long Syntax:** DLS.028 no memory to initialize SDLC link net *network ID***Description:** There was not enough memory available to initialize an SDLC link.

DLS.029**Level:** UI-ERROR**Short Syntax:** DLS.029 unexp rtn code from sdhc open station = *rtn_code* nt *network ID***Long Syntax:** DLS.029 unexpected return code from sdhc open station = *rtn_code* net *network ID***Description:** The sdhc open station function returned an unexpected return code.

DLS.030**Level:** UI-ERROR**Short Syntax:** DLS.030 sdhc lnk ctl blk not fnd during del lnk nt *network ID***Long Syntax:** DLS.030 sdhc link control block not found during delete link net *network ID***Description:** The sdhc link control block was not found for the SDLC link being deleted.

DLS.031**Level:** C-INFO**Short Syntax:** DLS.031 sdhc station closed nt *network ID***Long Syntax:** DLS.031 sdhc station closed net *network ID***Description:** The sdhc station for the network interface has been successfully closed.

DLS.032**Level:** UI-ERROR**Short Syntax:** DLS.032 unexp rtn code from sdhc cls station = *rtn_code* nt *network ID***Long Syntax:** DLS.032 unexpected return code from sdhc close station = *rtn_code* net *network ID***Description:** The sdhc close station function returned an unexpected return code.

DLS.033**Level:** UI-ERROR**Short Syntax:** DLS.033 sdhc lnk ctl blk not fnd during init lnk sta nt *network ID***Long Syntax:** DLS.033 sdhc link control block not found during init link station net *network ID***Description:** The sdhc link control block was not found for the SDLC link station being initialized.

DLS.034**Level:** UE-ERROR**Short Syntax:** DLS.034 no mem to init SDLC link sta nt *network ID***Long Syntax:** DLS.034 no memory to initialize SDLC link station net *network ID***Description:** There was not enough memory available to initialize an SDLC link station.

DLS.035**Level:** C-INFO**Short Syntax:** DLS.035 sdhc link sta open addr *link_address* nt *network ID***Long Syntax:** DLS.035 sdhc link station opened address *link_address* net *network ID***Description:** The sdhc link station for the link address has been successfully opened on the network interface.

DLS.036**Level:** UI-ERROR**Short Syntax:** DLS.036 dupl sdhc link sta addr *link_address* nt *network ID***Long Syntax:** DLS.036 duplicate sdhc link station address *link_address* net *network ID***Description:** The specified sdhc link station could not be opened because it is a duplicate of one already opened.

DLS.037**Level:** UI-ERROR**Short Syntax:** DLS.037 unexp rtn code from sdhc open lnk sta = *rtn_code* nt *network ID***Long Syntax:** DLS.037 unexpected return code from sdhc open link station = *rtn_code* net *network ID***Description:** The sdhc open link station function returned an unexpected return code.

DLS.038**Level:** C-INFO**Short Syntax:** DLS.038 sdhc link station closed addr *link_address* nt *network ID***Long Syntax:** DLS.038 sdhc station closed address *link_address* net *network ID***Description:** The sdhc link station for the address and network interface specified has been successfully closed.

DLS.039**Level:** C-INFO**Short Syntax:** DLS.039 processing sdhc net up for addr *link_address* nt *network ID***Long Syntax:** DLS.039 processing sdhc net up for address *link_address* net *network ID***Description:** A net up indication has been received for an sdhc link station.

DLS.040**Level:** C-INFO**Short Syntax:** DLS.040 processing sdhc net down for addr *link_address* nt *network ID***Long Syntax:** DLS.040 processing sdhc net down for address *link_address* net *network ID***Description:** A net down indication has been received for an sdhc link station.

DLS.041**Level:** C-INFO**Short Syntax:** DLS.041 rcvd sdhc net up while not in down st for addr *link_address* nt *network ID***Long Syntax:** DLS.041 received sdhc net up while not in down state for address *link_address* net *network ID***Description:** A net up indication has been received for an sdhc link station on an interface that is not down.

DLS.042**Level:** C-INFO**Short Syntax:** DLS.042 sdhc trans to resolve pend st for addr *link_address* nt *network ID***Long Syntax:** DLS.042 sdhc transition to resolve pending state for address *link_address* net *network ID***Description:** The sdhc link station specified is transitioning to resolve pending state.

DLS.043**Level:** UI-ERROR**Short Syntax:** DLS.043 unexp sdhc test rsp for addr *link_address* nt *network ID***Long Syntax:** DLS.043 unexpected sdhc test response for address *link_address* net *network ID***Description:** An unexpected test response was received from the sdhc link station specified.

DLS.044**Level:** UE-ERROR**Short Syntax:** DLS.044 unexp sdhc non xid0 from pu 2 dev for addr *link_address* nt *network ID***Long Syntax:** DLS.044 unexpected sdhc non xid0 from pu 2 device for address *link_address* net *network ID***Description:** An unexpected XID type was received for a PU type 2 device from the sdhc link station specified.

DLS.045**Level:** UE-ERROR**Short Syntax:** DLS.045 invalid sdhc xid0 len from addr *link_address* nt *network ID***Long Syntax:** DLS.045 invalid sdhc xid0 length from address *link_address* net *network ID***Description:** An invalid length XID-0 was received from the sdhc link station specified.

DLS.046**Level:** UE-ERROR**Short Syntax:** DLS.046 conn ind rcvd from sec sdhc station from addr *link_address* nt *network ID***Long Syntax:** DLS.046 connection indication received from secondary sdhc station from address *link_address* net *network ID***Description:** An indication that a secondary SDLC link station sent a SNRM was received from the sdhc link station specified.

DLS.047**Level:** C-INFO**Short Syntax:** DLS.047 sdhc trans to contacted st for addr *link_address* nt *network ID***Long Syntax:** DLS.047 sdhc transition to contacted state for address *link_address* net *network ID***Description:** The sdhc link station specified is transitioning to contacted state.

DLS.048**Level:** UE-ERROR**Short Syntax:** DLS.048 unexp sdhc conn cfm for addr *link_address* nt *network ID***Long Syntax:** DLS.048 unexpected sdhc connect confirm for address *link_address* net *network ID***Description:** An unexpected connect confirm was received from the sdhc link station specified.

DLS.049**Level:** C-INFO**Short Syntax:** DLS.049 sdhc disc ind rcvd addr *link_address* nt *network ID***Long Syntax:** DLS.049 sdhc disconnect indication received address *link_address* net *network ID***Description:** A disconnect indication was received from the SDLC link station specified.

DLS.050**Level:** C-INFO**Short Syntax:** DLS.050 sdhc disc compl addr *link_address* nt *network ID***Long Syntax:** DLS.050 sdhc disconnect complete address *link_address* net *network ID***Description:** The disconnect sequence for the SDLC link station specified is complete.

DLS.051**Level:** UE-ERROR**Short Syntax:** DLS.051 unexp sdhc disc ind in st *state* for addr *link_address* nt *network ID***Long Syntax:** DLS.051 unexpected sdhc disconnect indication in state *state* for address *link_address* net *network ID***Description:** An unexpected disconnect indication was received from the sdhc link station specified.

DLS.052**Level:** C-INFO**Short Syntax:** DLS.052 sdhc disc conf addr *link_address* nt *network ID***Long Syntax:** DLS.052 sdhc disconnect confirm address *link_address* net *network ID***Description:** A disconnect confirm was received for the SDLC link station specified.

DLS.053**Level:** UE-ERROR**Short Syntax:** DLS.053 unexp sdhc disc cfm in state *state* for addr *link_address* nt *network ID***Long Syntax:** DLS.053 unexpected sdhc disconnect confirm in state *state* for address *link_address* net *network ID***Description:** An unexpected disconnect confirm was received from the sdhc link station specified.

DLS.054**Level:** UE-ERROR**Short Syntax:** DLS.054 unexp sdhc resolve_r in state *state* for addr *link_address* nt *network ID***Long Syntax:** DLS.054 unexpected sdhc resolve_r in state *state* for address *link_address* net *network ID***Description:** An unexpected resolve_r event was received for the sdhc link station specified.

DLS.055**Level:** C-INFO**Short Syntax:** DLS.055 sdhc trans to connected st for addr *link_address* nt *network ID***Long Syntax:** DLS.055 sdhc transition to connected state for address *link_address* net *network ID***Description:** The sdhc link station specified is transitioning to connected state.

DLS.056**Level:** UI-ERROR**Short Syntax:** DLS.056 unexp rtn code from sdhc conn req = *rtn_code* for addr *link_address* nt *network ID***Long Syntax:** DLS.056 unexpected return code from sdhc connect request = *rtn_code* for address *link_address* net *network ID***Description:** The sdhc connect request function returned an unexpected return code.

DLS.057**Level:** UE-ERROR**Short Syntax:** DLS.057 unexp sdhc xid from dls in state *state* for addr *link_address* nt *network ID***Long Syntax:** DLS.057 unexpected sdhc xid from dls in state *state* for address *link_address* net *network ID***Description:** An unexpected xid event was received for the sdhc link station specified.

DLS.058**Level:** UE-ERROR**Short Syntax:** DLS.058 unexp sdhc xid3 from dls for pu 2 dev for addr *link_address* nt *network ID***Long Syntax:** DLS.058 unexpected sdhc xid3 from dls for pu 2 device for address *link_address* net *network ID***Description:** An unexpected XID-3 was received from DLS for a PU type 2 device for the sdhc link station specified.

DLS.059**Level:** UE-ERROR**Short Syntax:** DLS.059 unexp sdhc dlc_contact from dls in state *state* for addr *link_address* nt *network ID***Long Syntax:** DLS.059 unexpected sdhc dlc_contact from dls in state *state* for address *link_address* net *network ID***Description:** An unexpected DLC_CONTACT event was received from DLS for the sdhc link station specified.

DLS.060**Level:** UE-ERROR**Short Syntax:** DLS.060 unexp sdhc dlc_info from dls in state *state* for addr *link_address* nt *network ID***Long Syntax:** DLS.060 unexpected sdhc dlc_info from dls in state *state* for address *link_address* net *network ID***Description:** An unexpected DLC_INFO event was received from DLS for the sdhc link station specified.

DLS.061**Level:** UE-ERROR**Short Syntax:** DLS.061 unexp sdhc dlc_dgrm from dls in state *state* for addr *link_address* nt *network ID***Long Syntax:** DLS.061 unexpected sdhc dlc_dgrm from dls in state *state* for address *link_address* net *network ID***Description:** An unexpected DLC_DGRM event was received from DLS for the sdhc link station specified.

DLS.062**Level:** UE-ERROR**Short Syntax:** DLS.062 unexp l-frame from sdhc in state *state* for addr *link_address* nt *network ID***Long Syntax:** DLS.062 unexpected l-frame from sdhc in state *state* for address *link_address* net *network ID***Description:** An unexpected l-frame was received from SDLC for the sdhc link station specified.

DLS.063**Level:** UE-ERROR**Short Syntax:** DLS.063 unexp UI-frame from sdlc in state *state* for addr *link_address* nt *network ID***Long Syntax:** DLS.063 unexpected UI-frame from sdlc in state *state* for address *link_address* net *network ID***Description:** An unexpected UI-frame was received from SDLC for the sdlc link station specified.

DLS.064**Level:** C-INFO**Short Syntax:** DLS.064 rcvd halt_dl from dls for sdlc addr *link_address* nt *network ID***Long Syntax:** DLS.064 received halt_dl for sdlc address *link_address* net *network ID***Description:** A HALT_DL event was sent from DLS for the specified sdlc link station

DLS.065**Level:** C-INFO**Short Syntax:** DLS.065 sdlc trans to disc pend st for addr *link_address* nt *network ID***Long Syntax:** DLS.065 sdlc transition to disconnect pending state for address *link_address* net *network ID***Description:** The sdlc link station specified is transitioning to disconnect pending state.

DLS.066**Level:** UI-ERROR**Short Syntax:** DLS.066 unexp rtn code from sdlc disc req = *rtn_code* addr *link_address* nt *network ID***Long Syntax:** DLS.066 unexpected return code from sdlc disconnect request = *rtn_code* addr *link_address* net *network ID***Description:** The sdlc disconnect request function returned an unexpected return code.

DLS.067**Level:** C-INFO**Short Syntax:** DLS.067 sdlc trans to disc st for addr *link_address* nt *network ID***Long Syntax:** DLS.067 sdlc transition to disconnect state for address *link_address* net *network ID***Description:** The sdlc link station specified is transitioning to disconnect state.

DLS.068**Level:** UE-ERROR**Short Syntax:** DLS.068 unexp sdlc dlc_halt_dl from dls in state *state* for addr *link_address* nt *network ID***Long Syntax:** DLS.068 unexpected sdlc dlc_halt_dl from dls in state *state* for address *link_address* net *network ID***Description:** An unexpected DLC_HALT_DL event was received from DLS for the sdlc link station specified.

DLS.069**Level:** C-INFO**Short Syntax:** DLS.069 cleanup timer expired for addr *link_address* nt *network ID***Long Syntax:** DLS.069 cleanup timer expired for address *link_address* net *network ID***Description:** The cleanup timer expired for the specified sdhc link station.

DLS.070**Level:** UE-ERROR**Short Syntax:** DLS.070 unexp sdhc cleanup timer exp in state *state* for addr *link_address* nt *network ID***Long Syntax:** DLS.070 unexpected sdhc cleanup timer expiration in state *state* for address *link_address* net *network ID***Description:** The sdhc cleanup timer expired, but the sdhc link station is in an unexpected state.

DLS.071**Level:** C-INFO**Short Syntax:** DLS.071 sdhc buf retry timer expired for addr *link_address* nt *network ID***Long Syntax:** DLS.071 sdhc buffer retry timer expired for address *link_address* net *network ID***Description:** The buffer retry timer expired for the specified sdhc link station.

DLS.072**Level:** UE-ERROR**Short Syntax:** DLS.072 unexp sdhc buf retry timer exp in state *state* for addr *link_address* nt *network ID***Long Syntax:** DLS.072 unexpected sdhc buffer retry timer expiration in state *state* for address *link_address* net *network ID***Description:** The sdhc buffer retry timer expired, but the sdhc link station is in an unexpected state.

DLS.073**Level:** UE-ERROR**Short Syntax:** DLS.073 unknown sdhc fsm input = *event* for addr *link_address* nt *network ID***Long Syntax:** DLS.073 unknown sdhc fsm input = *event* for address *link_address* net *network ID***Description:** The sdhc interface finite state machine was passed an unknown event.

DLS.075**Level:** UE-ERROR**Short Syntax:** DLS.075 unexp sdlc non xid3 from pu 2.1 dev for addr *link_address* nt *network ID***Long Syntax:** DLS.075 unexpected sdlc non xid3 from pu 2.1 device for address *link_address* net *network ID***Description:** An unexpected XID type was received for a PU type 2.1 device from the sdlc link station specified.

DLS.077**Level:** UE-ERROR**Short Syntax:** DLS.077 no buf for sdlc test for addr *link_address* nt *network ID***Long Syntax:** DLS.077 no buffer for sdlc test for address *link_address* net *network ID***Description:** No buffer could be obtained for sending a test frame to an SDLC link station. The operation will be retried later.

DLS.078**Level:** UI-ERROR**Short Syntax:** DLS.078 unexp rtn code from sdlc test req = *rtn_code* addr *link_address* nt *network ID***Long Syntax:** DLS.078 unexpected return code from sdlc test request = *rtn_code* addr *link_address* net *network ID***Description:** The sdlc test request function returned an unexpected return code.

DLS.079**Level:** UE-ERROR**Short Syntax:** DLS.079 no buf for sdlc xid0 for addr *link_address* nt *network ID***Long Syntax:** DLS.079 no buffer for sdlc xid0 for address *link_address* net *network ID***Description:** No buffer could be obtained for sending an xid0 frame to an SDLC link station. The operation will be retried later.

DLS.080**Level:** UE-ERROR**Short Syntax:** DLS.080 no buf for sdlc null xid for addr *link_address* nt *network ID***Long Syntax:** DLS.080 no buffer for sdlc null xid for address *link_address* net *network ID***Description:** No buffer could be obtained for sending a null xid frame to an SDLC link station. The operation will be retried later.

DLS.081**Level:** UI-ERROR**Short Syntax:** DLS.081 unexp rtn code from sdlc l frm req = *rtn_code* addr *link_address* nt *network ID***Long Syntax:** DLS.081 unexpected return code from sdlc l frame request = *rtn_code* address *link_address* net *network ID***Description:** The sdlc l frame request function returned an unexpected return code.

DLS.082**Level:** UI-ERROR**Short Syntax:** DLS.082 unexp rtn code from sdhc UI frm req = *rtn_code* addr *link_address* nt *network ID***Long Syntax:** DLS.082 unexpected return code from sdhc UI frame request = *rtn_code* addr *link_address* net *network ID***Description:** The sdhc UI frame request function returned an unexpected return code.

DLS.083**Level:** UI-ERROR**Short Syntax:** DLS.083 unexp rtn code from sdhc force rnr req = *rtn_code* addr *link_address* nt *network ID***Long Syntax:** DLS.083 unexpected return code from sdhc force rnr request = *rtn_code* addr *link_address* net *network ID***Description:** The sdhc force rnr request function returned an unexpected return code.

DLS.086**Level:** UE-ERROR**Short Syntax:** DLS.086 sdhc disc rcvd rsn *reason* for addr *link_address* nt *network ID***Long Syntax:** DLS.086 sdhc disconnect received reason *reason* for address *link_address* net *network ID***Description:** The specified SDLC connection was disconnected due to an error detected by the SDLC protocol.

DLS.087**Level:** C-INFO**Short Syntax:** DLS.087 sdhc trans to null_xid_pend st for addr *link_address* nt *network ID***Long Syntax:** DLS.087 sdhc transition to null_xid_pend state for address *link_address* net *network ID***Description:** The sdhc link station specified is transitioning to NULL_XID_PENDING state, meaning that it is awaiting a response to a NULL XID that was sent.

DLS.088**Level:** C-INFO**Short Syntax:** DLS.088 sdhc trans to xid_0_pend st for addr *link_address* nt *network ID***Long Syntax:** DLS.088 sdhc transition to xid_0_pend state for address *link_address* net *network ID***Description:** The sdhc link station specified is transitioning to XID_0_PENDING state, meaning that it is awaiting a response to an XID-0 that was sent.

DLS.089**Level:** UE-ERROR**Short Syntax:** DLS.089 DLS, TCP conn brk to *address*, DLS sess closed *source_mac_address*-> *dest_mac_address*, *sap source_sap*-> *dest_sap***Long Syntax:** DLS.089 DLS forwarder experience a session loss due to TCP connection to *address* break, origin MAC *source_mac_address*->Target MAC *dest_mac_address*, origin SAP *source_sap*->Target SAP *dest_sap*

Description: TCP connection to the DLS neighbor went down. All the DLS sessions active on that TCP connection are brought down individually.

DLS.096

Level: U-INFO

Short Syntax: DLS.096 DLS, DL_STARTED event in cir-est or cir-restart state, ignore

Long Syntax: DLS.096 DLS DLC_DL_STARTED event from underlying DLCST in circuit established or circuit restart state

Description: DLS state machine received DLC_DL_STARTED event indication from the underlying LINK (LLC or SDLC) when the circuit has already been established. This could be the dribbling TEST responses coming in via bridge multi-path. Ignore them.

DLS.097

Level: UI-ERROR

Short Syntax: DLS.097 DLS, No memory available to create DLS session.

Long Syntax: DLS.097 DLS, No memory available to create DLS session.

Description: There is no memory available to allocate the resources that are required to create a DLS session.

DLS.098

Level: C-INFO

Short Syntax: DLS.098 DLS, DLC_RESOLVE_C firewalled for *source_mac_address->dest_mac_address*, sap *source_sap->dest_sap*

Long Syntax: DLS.098 DLS, DLC_RESOLVE_C is firewalled for the DLS session with data link id *source_mac_address->dest_mac_address*, sap *source_sap->dest_sap*

Description: The TEST command frame received from the underlying DATA LINK is being enqueued in the firewall queue. This is true for the case when there is already a CANUREACH SSP message dispatched and is awaiting for the ICANREACH response.

DLS.102

Level: C-INFO

Short Syntax: DLS.102 DLS, Broadcast CANUREACH_ex sent for *source_mac_address->dest_mac_address*, sap *source_sap->dest_sap* lfsize *largest_frame_size*

Long Syntax: DLS.102 DLS, Broadcast CANUREACH_ex sent for *source_mac_address->dest_mac_address*, sap *source_sap->dest_sap* lfsize *largest_frame_size*

Description: While processing TEST(c) for a given destination, DLS sent out broadcast CANUREACH_ex via multicast UDP.

DLS.104

Level: C-INFO

Short Syntax: DLS.104 DLS, SAPs resolved for *source_mac_address->dest_mac_address*, sap *source_sap->dest_sap*

Long Syntax: DLS.104 DLS, SAPs resolved for *source_mac_address->dest_mac_address*, sap *source_sap->dest_sap*

Description: DLS connection can get established without using the specific SAPs, for example, SAP 0 as DSAP or SSAP. However, when the specific SAPs are used, the same connection's SAPs are updated.

DLS.106**Level:** UI-ERROR**Short Syntax:** DLS.106 DLS, rcvd CANUREACH not proc by any DLCs for *source_mac_address-> dest_mac_address, sap source_sap-> dest_sap***Long Syntax:** DLS.106 DLS, received CANUREACH could not be processed by any DLC for *source_mac_address-> dest_mac_address, sap source_sap-> dest_sap***Description:** A CANUREACH SSP message we received over the TCP from a DLS Peer. However, none of the underlying data link layer, SDLC or LLC, could translate this to a TEST(c) frame.

DLS.107**Level:** C-INFO**Short Syntax:** DLS.107 CANUREACH-ex rcvd *source_mac_address-> dest_mac_address, sap source_sap-> dest_sap lfsize largest_frame_size***Long Syntax:** DLS.107 CANUREACH-ex received for *source_mac_address-> dest_mac_address, sap source_sap-> dest_sap lfsize largest_frame_size***Description:** DLS has received a CANUREACH-ex for the specified circuit.

DLS.113**Level:** UI-ERROR**Short Syntax:** DLS.113 LLC, Initialization FAILED for SAP *Sap***Long Syntax:** DLS.113 LLC, Initialization FAILED for SAP *Sap***Description:** Due to some problems, SAP initialization with LLC failed.

DLS.114**Level:** UI-ERROR**Short Syntax:** DLS.114 LLC, parameter validation FAILED for SAP *Sap*, *rsn = reason***Long Syntax:** DLS.114 LLC, parameter validation FAILED for SAP *Sap*, *rsn = reason***Description:** LLC tunable parameters are out of range.

DLS.115**Level:** UI-ERROR**Short Syntax:** DLS.115 *intfmod*, No Memory for SAP control block for SAP *Sap***Long Syntax:** DLS.115 *intfmod*, No Memory for SAP control block for SAP *Sap***Description:** No memory available for the SAP control block.

DLS.116**Level:** UI-ERROR**Short Syntax:** DLS.116 *intfmod*, Opening of SAP *Sap* FAILED, *rsn = reason***Long Syntax:** DLS.116 *intfmod*, Opening of SAP *Sap* FAILED, *rsn = reason***Description:** Opening of SAP failed due to problems in the LLC or local APPN. Reason code is indicative of the specific problem.

DLS.117**Level:** C-INFO**Short Syntax:** DLS.117 LLC, Closing SAP *Sap***Long Syntax:** DLS.117 LLC, Closing SAP *Sap***Description:** Closing SAP with the LLC.

DLS.118**Level:** UI-ERROR**Short Syntax:** DLS.118 *intfmod*, FAILED open stn, invalid sapcb, dst= *Destination*,src= *Source*,dsap= *Dsap*,ssap= *Ssap***Long Syntax:** DLS.118 *intfmod*, FAILED open stn, invalid sapcb, dst= *Destination*,src= *Source*,dsap= *Dsap*,ssap= *Ssap***Description:** Opening of station for LLC or APPN data link services failed because the SAP under which station to be opened is invalid.

DLS.119**Level:** UI-ERROR**Short Syntax:** DLS.119 *intfmod*, FAILED open stn, No memory, dst= *Destination*,src= *Source*,dsap= *Dsap*,ssap= *Ssap***Long Syntax:** DLS.119 *intfmod*, FAILED open stn, No memory, dst= *Destination*,src= *Source*,dsap= *Dsap*,ssap= *Ssap***Description:** Opening of station for LLC or APPN data link services failed because there is no memory available to create control block to manage the connection.

DLS.120**Level:** UI-ERROR**Short Syntax:** DLS.120 LLC, FAILED open stn, rsn= *Reason*, dst= *Destination*,src= *Source*,dsap= *Dsap*,ssap= *Ssap***Long Syntax:** DLS.120 LLC, FAILED open stn, rsn= *Reason*, dst= *Destination*,src= *Source*,dsap= *Dsap*,ssap= *Ssap***Description:** Opening of station for LLC data link services failed due to some problems within LLC. The reason code is indicative of the specific problem.

DLS.121**Level:** C-INFO**Short Syntax:** DLS.121 *intfmod*, opened stn, dst= *Destination*,src= *Source*,dsap= *Dsap*,ssap= *Ssap***Long Syntax:** DLS.121 *intfmod*, opened stn, dst= *Destination*,src= *Source*,dsap= *Dsap*,ssap= *Ssap***Description:** Opening of station for LLC data link services succeeded.

DLS.124**Level:** C-INFO**Short Syntax:** DLS.124 LLC, closed stn by force *source_mac_address-> dest_mac_address, sap source_sap-> dest_sap***Long Syntax:** DLS.124 LLC, closed stn by force *source_mac_address-> dest_mac_address, sap source_sap-> dest_sap***Description:** Closed station by force for LLC data link services.

DLS.125**Level:** C-INFO**Short Syntax:** DLS.125 *intfmod*, closed stn quietly *source_mac_address-> dest_mac_address, sap source_sap-> dest_sap***Long Syntax:** DLS.125 *intfmod*, closed stn quietly *source_mac_address-> dest_mac_address, sap source_sap-> dest_sap***Description:** Closed station quietly for LLC or local APPN data link services.

DLS.126**Level:** UI-ERROR**Short Syntax:** DLS.126 LLC, *action* Send failed, *rsn= reason, source_mac_address-> dest_mac_address, sap source_sap-> dest_sap***Long Syntax:** DLS.126 LLC, *action* Send failed *rsn= reason, source_mac_address-> dest_mac_address, sap source_sap-> dest_sap***Description:** LLC was unsuccessful in sending out a frame. The reason indicative of the specific problem.

DLS.127**Level:** U-INFO**Short Syntax:** DLS.127 *intfmod, action* became busy after sending, *source_mac_address-> dest_mac_address, sap source_sap-> dest_sap***Long Syntax:** DLS.127 *intfmod, action* became busy after sending, *source_mac_address-> dest_mac_address, sap source_sap-> dest_sap***Description:** LLC or APPN became busy after sending out a frame. This busyness is an honor system and the frame submitted to LLC does get accepted for sending. However, DLS takes note of this condition and refrains from sending more frames.

DLS.128**Level:** U-INFO**Short Syntax:** DLS.128 *intfmod* BUSY, enq frm to tx pendQ, *source_mac_address-> dest_mac_address, sap source_sap-> dest_sap***Long Syntax:** DLS.128 *intfmod* BUSY, enqueue frame to pend queue, *source_mac_address-> dest_mac_address, sap source_sap-> dest_sap***Description:** LLC or APPN is busy, frames received from TCP are being enqueued to the pending queue for that LLC or APPN session. When LLC or APPN exits busy condition, all the frames from the pending queue will be flushed.

DLS.130**Level:** UI-ERROR**Short Syntax:** DLS.130 *intfmod*, frame refused, *source_mac_address-> dest_mac_address*, *sap source_sap-> dest_sap***Long Syntax:** DLS.130 *intfmod*, frame not proc, *source_mac_address-> dest_mac_address*, *sap source_sap-> dest_sap***Description:** Frame was not processed by the DLS as the SAP, as well as the station was not opened for LLC or local APPN data link services.

DLS.131**Level:** C-INFO**Short Syntax:** DLS.131 LLC, frame refused, NOT switching for network *network*, *source_mac_address-> dest_mac_address*, *sap source_sap-> dest_sap***Long Syntax:** DLS.131 LLC, frame refused, NOT switching for network *network*, *source_mac_address-> dest_mac_address*, *sap source_sap-> dest_sap***Description:** Frame was not processed by the DLS as the DSAP of the frame is not configured to be switched for the interface on which the frame was received.

DLS.134**Level:** UI-ERROR**Short Syntax:** DLS.134 LLC, *llcevent* event not proc, handle is bad**Long Syntax:** DLS.134 LLC, *llcevent* event not proc, handle is bad**Description:** An LLC event was not processed by the DLS as the handle by the LLC to DLS was bad.

DLS.135**Level:** UI-ERROR**Short Syntax:** DLS.135 LLC, *llcevent* unknown event, not proc for *source_mac_address-> dest_mac_address*, *sap source_sap-> dest_sap***Long Syntax:** DLS.135 LLC, *llcevent* unknown event, not proc for *source_mac_address-> dest_mac_address*, *sap source_sap-> dest_sap***Description:** An unrecognizable LLC event occurred. This event is not processed.

DLS.136**Level:** UI-ERROR**Short Syntax:** DLS.136 *intfmod*, *llcevent* req not proc, inv handle, for *source_mac_address-> dest_mac_address*, *sap source_sap-> dest_sap***Long Syntax:** DLS.136 *intfmod*, *llcevent* req not proc, inv handle, for *source_mac_address-> dest_mac_address*, *sap source_sap-> dest_sap***Description:** An LLC or APPN request from DLS was not processed by the LLC or APPN interface module as the handle passed from DLS is bad.

DLS.137**Level:** U-INFO**Short Syntax:** DLS.137 LLC, not enabled, start_dl not honored, for *source_mac_address->dest_mac_address*, sap *source_sap-> dest_sap***Long Syntax:** DLS.137 LLC, not enabled, start_dl not honored, for *source_mac_address->dest_mac_address*, sap *source_sap-> dest_sap***Description:** A Start DL request from DLS to LLC interface module was not honored as LLC portion of the DLS is not enabled. This is not an error. When a CANUREACH is received, DLS will issue START_DL request to data link service interface modules. If they are not configured to switch for the SAP or not configured at all, it is common to discard such request.

DLS.138**Level:** UI-ERROR**Short Syntax:** DLS.138 *intfmod*, START_DL discard as err open stn, for *source_mac_address-> dest_mac_address*, sap *source_sap-> dest_sap***Long Syntax:** DLS.138 *intfmod*, START_DL discard as error happened during open station operation, for *source_mac_address-> dest_mac_address*, sap *source_sap-> dest_sap***Description:** A Start DL request from DLS to LLC or APPN interface module was not honored as data link station could not be opened with LLC or APPN.

DLS.142**Level:** UI-ERROR**Short Syntax:** DLS.142 *intfmod*, event *eventname* received in bad state *statename*, *source_mac_address-> dest_mac_address*, sap *source_sap-> dest_sap***Long Syntax:** DLS.142 *intfmod* event *eventname* received in bad state *statename*, *source_mac_address-> dest_mac_address*, sap *source_sap-> dest_sap***Description:** DLS interface to LLC or APPN received an event in the bad state.

DLS.144**Level:** C-INFO**Short Syntax:** DLS.144 LLC, Secondary TEST_R ign, for *source_mac_address->dest_mac_address*, sap *source_sap-> dest_sap***Long Syntax:** DLS.144 LLC Secondary TEST_R is ignored, for *source_mac_address->dest_mac_address*, sap *source_sap-> dest_sap***Description:** In Multipath bridge environment, it is possible to receive multiple responses to the TEST command sent earlier. The LLC interface module discards such TEST responses.

DLS.154**Level:** C-INFO**Short Syntax:** DLS.154 *intfmod*, *frame_type* frame drpped, *source_mac_address->dest_mac_address*, sap *source_sap-> dest_sap* prt nt up**Long Syntax:** DLS.154 *intfmod*, *frame_type* frame drpped, *source_mac_address->dest_mac_address*, sap *source_sap-> dest_sap* prt nt up**Description:** A frame received from DLS cloud was not successfully sent - bridge port not up or the local APPN was not available.

DLS.156**Level:** C-INFO**Short Syntax:** DLS.156 DLS session pool of *count* bytes created for *source_mac_address*-> *dest_mac_address*, *sap source_sap*-> *dest_sap***Long Syntax:** DLS.156 DLS session pool of *count* bytes created for origin MAC *source_mac_address*->Target MAC *dest_mac_address*, origin SAP *source_sap*->Target SAP *dest_sap***Description:** A session pool has been created for a new DLS connection. This pool is used exclusively by this session for data transfer.

DLS.157**Level:** C-INFO**Short Syntax:** DLS.157 Global DLS *type* pool of *count* bytes created**Long Syntax:** DLS.157 Global DLS *type* pool of *count* bytes created**Description:** The global DLS memory pool has been created. This is used for SSP control messages and other non-data transfer related items.

DLS.158**Level:** UE-ERROR**Short Syntax:** DLS.158 Cannot create DLS session pool of *count* bytes for *source_mac_address*-> *dest_mac_address*, *sap source_sap*-> *dest_sap***Long Syntax:** DLS.158 Cannot create DLS session pool of *count* bytes for origin MAC *source_mac_address*->Target MAC *dest_mac_address*, origin SAP *source_sap*->Target SAP *dest_sap***Description:** There is currently not enough memory available to support a new DLS session.

DLS.159**Level:** UE-ERROR**Short Syntax:** DLS.159 Cannot alloc global DLS *type* pool of *count* bytes**Long Syntax:** DLS.159 Cannot alloc global DLS *type* pool of *count* bytes**Description:** There is not enough memory available to support DLS. DLS has been disabled.

DLS.160**Level:** C-INFO**Short Syntax:** DLS.160 Entering *flow_ctrl_type* congestion for *source_mac_address*-> *dest_mac_address*, *sap source_sap*-> *dest_sap***Long Syntax:** DLS.160 Entering *flow_ctrl_type* congestion for origin MAC *source_mac_address*->Target MAC *dest_mac_address*, origin SAP *source_sap*->Target SAP *dest_sap***Description:** The DLS session is congested due to either TCP backup, or the receipt of a DLS_ENTER_BUSY SSP message. If this happens too frequently, consider increasing the amount of memory allocated to each DLS session.

DLS.161**Level:** C-INFO**Short Syntax:** DLS.161 Entering GLOBAL congestion on global DLS *pool_type* pool state=*pool_state* mem= *memavail***Long Syntax:** DLS.161 Entering GLOBAL congestion on global DLS *pool_type* pool state=*pool_state* mem= *memavail***Description:** The total amount of memory allocated by all currently active DLS sessions exceeded the amount pre-allocated by the user for DLS. As a result, the data links are temporarily being quiesced until some of the memory is freed up. If this happens too frequently, consider increasing the amount of memory allocated to DLSw.

DLS.162**Level:** C-INFO**Short Syntax:** DLS.162 Exiting *flow_ctrl_type* congestion for *source_mac_address->dest_mac_address*, sap *source_sap-> dest_sap***Long Syntax:** DLS.162 Exiting *flow_ctrl_type* congestion for origin MAC *source_mac_address->Target MAC dest_mac_address*, origin SAP *source_sap->Target SAP dest_sap***Description:** Sufficient memory has been freed up since the last time DLS was congested to allow the data links to receive data again.

DLS.163**Level:** C-INFO**Short Syntax:** DLS.163 Exiting GLOBAL congestion on global DLS *pool_type* pool state=*pool_state* mem= *memavail***Long Syntax:** DLS.163 Exiting GLOBAL congestion on global DLS *pool_type* pool state=*pool_state* mem= *memavail***Description:** Sufficient memory has been freed up since the last time DLS was congested to allow the data links to receive data again.

DLS.164**Level:** U-INFO**Short Syntax:** DLS.164 no slow buf for copy while queueing data to *ip_address* mode *mode***Long Syntax:** DLS.164 no slow buffer for copy while queueing data to neighbor *ip_address* mode *mode***Description:** No buffer could be obtained for copying a data buffer for queueing while the transport/circuit is congested. The existing device buffer is queued. Mode: "0" is Normal, "1" is Busy, "2" is Urgent, and "3" is Pacing.

DLS.165**Level:** C-INFO**Short Syntax:** DLS.165 DLS session pool deleted for *source_mac_address->dest_mac_address*, sap *source_sap-> dest_sap***Long Syntax:** DLS.165 DLS session pool deleted for origin MAC *source_mac_address->Target MAC dest_mac_address*, origin SAP *source_sap->Target SAP dest_sap***Description:** All buffers have been returned to a DLSw session pool after the DLSw session has been closed. The pool may now be removed.

DLS.166**Level:** C-INFO**Short Syntax:** DLS.166 DLS, SSP msg CANUREACH received from *ip_address* for *source_mac_address-> dest_mac_address, sap source_sap-> dest_sap***Long Syntax:** DLS.166 DLS forwarder received a SSP CANUREACH message over TCP connection to *ip_address* for *source_mac_address-> dest_mac_address, sap source_sap-> dest_sap***Description:** DLS forwarder received a Switch to Switch Protocol message of CANUREACH over TCP.

DLS.167**Level:** C-INFO**Short Syntax:** DLS.167 DLS, SSP msg ICANREACH received from *ip_address* for *source_mac_address-> dest_mac_address, sap source_sap-> dest_sap***Long Syntax:** DLS.167 DLS forwarder received a SSP ICANREACH message over TCP connection to *ip_address* for *source_mac_address-> dest_mac_address, sap source_sap-> dest_sap***Description:** DLS forwarder received a Switch to Switch Protocol message of ICANREACH over TCP.

DLS.168**Level:** C-INFO**Short Syntax:** DLS.168 DLS, SSP msg REACHACK received from *ip_address* for *source_mac_address-> dest_mac_address, sap source_sap-> dest_sap***Long Syntax:** DLS.168 DLS forwarder received a SSP REACHACK message over TCP connection to *ip_address* for *source_mac_address-> dest_mac_address, sap source_sap-> dest_sap***Description:** DLS forwarder received a Switch to Switch Protocol message of REACHACK over TCP.

DLS.169**Level:** C-INFO**Short Syntax:** DLS.169 DLS, SSP msg XIDFRAME received from *ip_address* for *source_mac_address-> dest_mac_address, sap source_sap-> dest_sap***Long Syntax:** DLS.169 DLS forwarder received a SSP XIDFRAME message over TCP connection to *ip_address* for *source_mac_address-> dest_mac_address, sap source_sap-> dest_sap***Description:** DLS forwarder received a Switch to Switch Protocol message of XIDFRAME over TCP.

DLS.170**Level:** C-INFO**Short Syntax:** DLS.170 DLS, SSP msg DGRMFRAME received from *ip_address* for *source_mac_address-> dest_mac_address, sap source_sap-> dest_sap***Long Syntax:** DLS.170 DLS forwarder received a SSP DGRMFRAME message over TCP connection to *ip_address* for *source_mac_address-> dest_mac_address, sap source_sap-> dest_sap***Description:** DLS forwarder received a Switch to Switch Protocol message of DGRMFRAME over TCP.

DLS.171**Level:** C-INFO**Short Syntax:** DLS.171 DLS, SSP msg CONTACT received from *ip_address* for *source_mac_address-> dest_mac_address*, sap *source_sap-> dest_sap***Long Syntax:** DLS.171 DLS forwarder received a SSP CONTACT message over TCP connection to *ip_address* for *source_mac_address-> dest_mac_address*, sap *source_sap-> dest_sap***Description:** DLS forwarder received a Switch to Switch Protocol message of CONTACT over TCP.

DLS.172**Level:** C-INFO**Short Syntax:** DLS.172 DLS, SSP msg CONTACTED received from *ip_address* for *source_mac_address-> dest_mac_address*, sap *source_sap-> dest_sap***Long Syntax:** DLS.172 DLS forwarder received a SSP CONTACTED message over TCP connection to *ip_address* for *source_mac_address-> dest_mac_address*, sap *source_sap-> dest_sap***Description:** DLS forwarder received a Switch to Switch Protocol message of CONTACTED over TCP.

DLS.173**Level:** C-INFO**Short Syntax:** DLS.173 DLS, SSP msg DATAFRAME received from *ip_address* for *source_mac_address-> dest_mac_address*, sap *source_sap-> dest_sap***Long Syntax:** DLS.173 DLS forwarder received a SSP DATAFRAME message over TCP connection to *ip_address* for *source_mac_address-> dest_mac_address*, sap *source_sap-> dest_sap***Description:** DLS forwarder received a Switch to Switch Protocol message of DATAFRAME over TCP.

DLS.174**Level:** C-INFO**Short Syntax:** DLS.174 DLS, SSP msg RESTART_DL received from *ip_address* for *source_mac_address-> dest_mac_address*, sap *source_sap-> dest_sap***Long Syntax:** DLS.174 DLS forwarder received a SSP RESTART_DL message over TCP connection to *ip_address* for *source_mac_address-> dest_mac_address*, sap *source_sap-> dest_sap***Description:** DLS forwarder received a Switch to Switch Protocol message of RESTART_DL over TCP.

DLS.175**Level:** C-INFO**Short Syntax:** DLS.175 DLS, SSP msg RESTARTED received from *ip_address* for *source_mac_address-> dest_mac_address*, sap *source_sap-> dest_sap***Long Syntax:** DLS.175 DLS forwarder received a SSP RESTARTED message over TCP connection to *ip_address* for *source_mac_address-> dest_mac_address*, sap *source_sap-> dest_sap***Description:** DLS forwarder received a Switch to Switch Protocol message of RESTARTED over TCP.

DLS.176**Level:** C-INFO**Short Syntax:** DLS.176 DLS, SSP msg HALT_DL received from *ip_address* for *source_mac_address-> dest_mac_address*, sap *source_sap-> dest_sap***Long Syntax:** DLS.176 DLS forwarder received a SSP HALT_DL message over TCP connection to *ip_address* for *source_mac_address-> dest_mac_address*, sap *source_sap-> dest_sap***Description:** DLS forwarder received a Switch to Switch Protocol message of HALT_DL over TCP.

DLS.177**Level:** C-INFO**Short Syntax:** DLS.177 DLS, SSP msg DL_HALTED received from *ip_address* for *source_mac_address-> dest_mac_address*, sap *source_sap-> dest_sap***Long Syntax:** DLS.177 DLS forwarder received a SSP DL_HALTED message over TCP connection to *ip_address* for *source_mac_address-> dest_mac_address*, sap *source_sap-> dest_sap***Description:** DLS forwarder received a Switch to Switch Protocol message of DL_HALTED over TCP.

DLS.178**Level:** C-INFO**Short Syntax:** DLS.178 DLS, SSP msg INFOFRAME received from *ip_address* for *source_mac_address-> dest_mac_address*, sap *source_sap-> dest_sap***Long Syntax:** DLS.178 DLS forwarder received a SSP INFOFRAME message over TCP connection to *ip_address* for *source_mac_address-> dest_mac_address*, sap *source_sap-> dest_sap***Description:** DLS forwarder received a Switch to Switch Protocol message of INFOFRAME over TCP.

DLS.179**Level:** C-INFO**Short Syntax:** DLS.179 DLS, SSP msg ENTER_BUSY received from *ip_address* for *source_mac_address-> dest_mac_address*, sap *source_sap-> dest_sap***Long Syntax:** DLS.179 DLS forwarder received a SSP ENTER_BUSY message over TCP connection to *ip_address* for *source_mac_address-> dest_mac_address*, sap *source_sap-> dest_sap***Description:** DLS forwarder received a Switch to Switch Protocol message of ENTER_BUSY over TCP.

DLS.180**Level:** C-INFO**Short Syntax:** DLS.180 DLS, SSP msg EXIT_BUSY received from *ip_address* for *source_mac_address-> dest_mac_address*, sap *source_sap-> dest_sap***Long Syntax:** DLS.180 DLS forwarder received a SSP EXIT_BUSY message over TCP connection to *ip_address* for *source_mac_address-> dest_mac_address*, sap *source_sap-> dest_sap***Description:** DLS forwarder received a Switch to Switch Protocol message of EXIT_BUSY over TCP.

DLS.181**Level:** C-INFO**Short Syntax:** DLS.181 DLS, SSP msg HALT_DL_NOACK received from *ip_address* for *source_mac_address-> dest_mac_address*, sap *source_sap-> dest_sap***Long Syntax:** DLS.181 DLS forwarder received a SSP HALT_DL_NOACK message over TCP connection to *ip_address* for *source_mac_address-> dest_mac_address*, sap *source_sap-> dest_sap***Description:** DLS forwarder received a Switch to Switch Protocol message of HALT_DL_NOACK over TCP.

DLS.182**Level:** C-INFO**Short Syntax:** DLS.182 DLS, SSP msg IAMOKAY received from *ip_address***Long Syntax:** DLS.182 DLS forwarder received a SSP IAMOKAY message over TCP connection to *ip_address***Description:** DLS forwarder received a Switch to Switch Protocol message of IAMOKAY over TCP.

DLS.183**Level:** C-INFO**Short Syntax:** DLS.183 DLS, UNRECOGNIZED_SSP received from *ip_address* for *source_mac_address-> dest_mac_address*, sap *source_sap-> dest_sap***Long Syntax:** DLS.183 DLS forwarder received an UNRECOGNIZED_SSP message over TCP connection to *ip_address* for *source_mac_address-> dest_mac_address*, sap *source_sap-> dest_sap***Description:** DLS forwarder received an unrecognized Switch to Switch Protocol message over TCP.

DLS.184**Level:** C-INFO**Short Syntax:** DLS.184 DLS, DLC event DLC_CONTACTED received for *source_mac_address-> dest_mac_address*, sap *source_sap-> dest_sap***Long Syntax:** DLS.184 DLS forwarder received a DLC event of type DLC_CONTACTED for *source_mac_address-> dest_mac_address*, sap *source_sap-> dest_sap***Description:** DLS forwarder received a DLC_CONTACTED event from the underlying data link which could be LLC or SDLC.

DLS.185**Level:** C-INFO**Short Syntax:** DLS.185 DLS, DLC event DLC_ERROR received for *source_mac_address-> dest_mac_address*, sap *source_sap-> dest_sap***Long Syntax:** DLS.185 DLS forwarder received a DLC event of type DLC_ERROR for *source_mac_address-> dest_mac_address*, sap *source_sap-> dest_sap***Description:** DLS forwarder received a DLC_ERROR event from the underlying data link which could be LLC or SDLC.

DLS.186**Level:** C-INFO**Short Syntax:** DLS.186 DLS, DLC event DLC_RESET received for *source_mac_address-> dest_mac_address, sap source_sap-> dest_sap***Long Syntax:** DLS.186 DLS forwarder received a DLC event of type DLC_RESET for *source_mac_address-> dest_mac_address, sap source_sap-> dest_sap***Description:** DLS forwarder received a DLC_RESET event from the underlying data link which could be LLC or SDLC.

DLS.187**Level:** C-INFO**Short Syntax:** DLS.187 DLS, DLC event DLC_DL_HALTED received for *source_mac_address-> dest_mac_address, sap source_sap-> dest_sap***Long Syntax:** DLS.187 DLS forwarder received a DLC event of type DLC_DL_HALTED for *source_mac_address-> dest_mac_address, sap source_sap-> dest_sap***Description:** DLS forwarder received a DLC_DL_HALTED event from the underlying data link which could be LLC or SDLC.

DLS.188**Level:** C-INFO**Short Syntax:** DLS.188 DLS, DLC event DLC_DL_ENTER_BUSY received for *source_mac_address-> dest_mac_address, sap source_sap-> dest_sap***Long Syntax:** DLS.188 DLS forwarder received a DLC event of type DLC_DL_ENTER_BUSY for *source_mac_address-> dest_mac_address, sap source_sap-> dest_sap***Description:** DLS forwarder received a DLC_DL_ENTER_BUSY event from the underlying data link which could be LLC or SDLC.

DLS.189**Level:** C-INFO**Short Syntax:** DLS.189 DLS, DLC event DLC_DL_EXIT_BUSY received for *source_mac_address-> dest_mac_address, sap source_sap-> dest_sap***Long Syntax:** DLS.189 DLS forwarder received a DLC event of type DLC_DL_EXIT_BUSY for *source_mac_address-> dest_mac_address, sap source_sap-> dest_sap***Description:** DLS forwarder received a DLC_DL_EXIT_BUSY event from the underlying data link which could be LLC or SDLC.

DLS.190**Level:** C-INFO**Short Syntax:** DLS.190 DLS, DLC event DLC_DL_STARTED received for *source_mac_address-> dest_mac_address, sap source_sap-> dest_sap***Long Syntax:** DLS.190 DLS forwarder received a DLC event of type DLC_DL_STARTED for *source_mac_address-> dest_mac_address, sap source_sap-> dest_sap***Description:** DLS forwarder received a DLC_DL_STARTED event from the underlying data link which could be LLC or SDLC.

DLS.191**Level:** C-INFO**Short Syntax:** DLS.191 DLS, DLC event DLC_RESOLVE_C received for *source_mac_address-> dest_mac_address, sap source_sap-> dest_sap***Long Syntax:** DLS.191 DLS forwarder received a DLC event of type DLC_RESOLVE_C for *source_mac_address-> dest_mac_address, sap source_sap-> dest_sap***Description:** DLS forwarder received a DLC_RESOLVE_C event from the underlying data link which could be LLC or SDLC.

DLS.192**Level:** C-INFO**Short Syntax:** DLS.192 DLS, DLC event DLC_INFO received for *source_mac_address-> dest_mac_address, sap source_sap-> dest_sap***Long Syntax:** DLS.192 DLS forwarder received a DLC event of type DLC_INFO for *source_mac_address-> dest_mac_address, sap source_sap-> dest_sap***Description:** DLS forwarder received a DLC_INFO event from the underlying data link which could be LLC or SDLC.

DLS.193**Level:** C-INFO**Short Syntax:** DLS.193 DLS, DLC event DLC_DGRM received for *source_mac_address-> dest_mac_address, sap source_sap-> dest_sap***Long Syntax:** DLS.193 DLS forwarder received a DLC event of type DLC_DGRM for *source_mac_address-> dest_mac_address, sap source_sap-> dest_sap***Description:** DLS forwarder received a DLC_DGRM event from the underlying data link which could be LLC or SDLC.

DLS.194**Level:** C-INFO**Short Syntax:** DLS.194 DLS, DLC event DLC_XID received for *source_mac_address-> dest_mac_address, sap source_sap-> dest_sap***Long Syntax:** DLS.194 DLS forwarder received a DLC event of type DLC_XID for *source_mac_address-> dest_mac_address, sap source_sap-> dest_sap***Description:** DLS forwarder received a DLC_XID event from the underlying data link which could be LLC or SDLC.

DLS.195**Level:** C-INFO**Short Syntax:** DLS.195 DLS, DLC event DLC_DATAFRAME received for *source_mac_address-> dest_mac_address, sap source_sap-> dest_sap***Long Syntax:** DLS.195 DLS forwarder received a DLC event of type DLC_DATAFRAME for *source_mac_address-> dest_mac_address, sap source_sap-> dest_sap***Description:** DLS forwarder received a DLC_DATAFRAME event from the underlying data link which could be LLC or SDLC.

DLS.196**Level:** C-INFO**Short Syntax:** DLS.196 DLS, Transition to DISCONNECTED state for *source_mac_address-> dest_mac_address, sap source_sap-> dest_sap***Long Syntax:** DLS.196 DLS forwarder is transitioning to DISCONNECTED state for the DLS session with data link id *source_mac_address-> dest_mac_address, sap source_sap-> dest_sap***Description:** While processing an event, either an SSP message received over TCP or an event presented from underlying DLC, the associated DLS session is transitioning to DISCONNECTED state.

DLS.197**Level:** C-INFO**Short Syntax:** DLS.197 DLS, Transition to CONNECT_PENDING state for *source_mac_address-> dest_mac_address, sap source_sap-> dest_sap***Long Syntax:** DLS.197 DLS forwarder is transitioning to CONNECT_PENDING state for the DLS session with data link id *source_mac_address-> dest_mac_address, sap source_sap-> dest_sap***Description:** While processing an event, either an SSP message received over TCP or an event presented from underlying DLC, the associated DLS session is transitioning to CONNECT_PENDING state.

DLS.198**Level:** C-INFO**Short Syntax:** DLS.198 DLS, Transition to CONNECTED state for *source_mac_address-> dest_mac_address, sap source_sap-> dest_sap***Long Syntax:** DLS.198 DLS forwarder is transitioning to CONNECTED state for the DLS session with data link id *source_mac_address-> dest_mac_address, sap source_sap-> dest_sap***Description:** While processing an event, either an SSP message received over TCP or an event presented from underlying DLC, the associated DLS session is transitioning to CONNECTED state.

DLS.199**Level:** C-INFO**Short Syntax:** DLS.199 DLS, Transition to DISCONNECT_PENDING state for *source_mac_address-> dest_mac_address, sap source_sap-> dest_sap***Long Syntax:** DLS.199 DLS forwarder is transitioning to DISCONNECT_PENDING state for the DLS session with data link id *source_mac_address-> dest_mac_address, sap source_sap-> dest_sap***Description:** While processing an event, either an SSP message received over TCP or an event presented from underlying DLC, the associated DLS session is transitioning to DISCONNECT_PENDING state.

DLS.200**Level:** C-INFO**Short Syntax:** DLS.200 DLS, Transition to CIRCUIT_ESTABLISHED state for *source_mac_address-> dest_mac_address, sap source_sap-> dest_sap***Long Syntax:** DLS.200 DLS forwarder is transitioning to CIRCUIT_ESTABLISHED state for the DLS session with data link id *source_mac_address-> dest_mac_address, sap source_sap-> dest_sap***Description:** While processing an event, either an SSP message received over TCP or an event presented from underlying DLC, the associated DLS session is transitioning to CIRCUIT_ESTABLISHED state.

DLS.201**Level:** C-INFO**Short Syntax:** DLS.201 DLS, Transition to CIRCUIT_PENDING state for *source_mac_address-> dest_mac_address, sap source_sap-> dest_sap***Long Syntax:** DLS.201 DLS forwarder is transitioning to CIRCUIT_PENDING state for the DLS session with data link id *source_mac_address-> dest_mac_address, sap source_sap-> dest_sap***Description:** While processing an event, either an SSP message received over TCP or an event presented from underlying DLC, the associated DLS session is transitioning to CIRCUIT_PENDING state.

DLS.202**Level:** C-INFO**Short Syntax:** DLS.202 DLS, Transition to CIRCUIT_RESTART state for *source_mac_address-> dest_mac_address, sap source_sap-> dest_sap***Long Syntax:** DLS.202 DLS forwarder is transitioning to CIRCUIT_RESTART state for the DLS session with data link id *source_mac_address-> dest_mac_address, sap source_sap-> dest_sap***Description:** While processing an event, either an SSP message received over TCP or an event presented from underlying DLC, the associated DLS session is transitioning to CIRCUIT_RESTART state.

DLS.203**Level:** C-INFO**Short Syntax:** DLS.203 DLS, Transition to RESOLVE_PENDING state for *source_mac_address-> dest_mac_address, sap source_sap-> dest_sap***Long Syntax:** DLS.203 DLS forwarder is transitioning to RESOLVE_PENDING state for the DLS session with data link id *source_mac_address-> dest_mac_address, sap source_sap-> dest_sap***Description:** While processing an event, either an SSP message received over TCP or an event presented from underlying DLC, the associated DLS session is transitioning to RESOLVE_PENDING state.

DLS.204**Level:** C-INFO**Short Syntax:** DLS.204 DLS, Transition to CONTACT_PENDING state for *source_mac_address-> dest_mac_address, sap source_sap-> dest_sap***Long Syntax:** DLS.204 DLS forwarder is transitioning to CONTACT_PENDING state for the DLS session with data link id *source_mac_address-> dest_mac_address, sap source_sap-> dest_sap***Description:** While processing an event, either an SSP message received over TCP or an event presented from underlying DLC, the associated DLS session is transitioning to CONTACT_PENDING state.

DLS.205**Level:** C-INFO**Short Syntax:** DLS.205 DLS, Transition to RESTART_PENDING state for *source_mac_address-> dest_mac_address, sap source_sap-> dest_sap***Long Syntax:** DLS.205 DLS forwarder is transitioning to RESTART_PENDING state for the DLS session with data link id *source_mac_address-> dest_mac_address, sap source_sap-> dest_sap***Description:** While processing an event, either an SSP message received over TCP or an event presented from underlying DLC, the associated DLS session is transitioning to RESTART_PENDING state.

DLS.206**Level:** C-INFO**Short Syntax:** DLS.206 DLS, Transition to HALT_PENDING state for *source_mac_address-> dest_mac_address, sap source_sap-> dest_sap***Long Syntax:** DLS.206 DLS forwarder is transitioning to HALT_PENDING state for the DLS session with data link id *source_mac_address-> dest_mac_address, sap source_sap-> dest_sap***Description:** While processing an event, either an SSP message received over TCP or an event presented from underlying DLC, the associated DLS session is transitioning to HALT_PENDING state.

DLS.207**Level:** UE-ERROR**Short Syntax:** DLS.207 DLS, DLC_CONTACTED rcvd in bad state *state* for *source_mac_address-> dest_mac_address, sap source_sap-> dest_sap***Long Syntax:** DLS.207 DLS forwarder received a DLC_CONTACTED event in bad state *state* for the DLS session with data link id *source_mac_address-> dest_mac_address, sap source_sap-> dest_sap***Description:** While processing a DLC_CONTACTED event, the DLS state machine discovered the event occurring in an unexpected state.

DLS.208**Level:** UE-ERROR**Short Syntax:** DLS.208 DLS, DLC_DGRM rcvd in bad state *state* for *source_mac_address-> dest_mac_address*, sap *source_sap-> dest_sap***Long Syntax:** DLS.208 DLS forwarder received a DLC_DGRM event in bad state *state* for the DLS session with data link id *source_mac_address-> dest_mac_address*, sap *source_sap-> dest_sap***Description:** While processing a DLC_DGRM event, the DLS state machine discovered the event occurring in an unexpected state.

DLS.209**Level:** UE-ERROR**Short Syntax:** DLS.209 DLS, DLC_ERROR rcvd in bad state *state* for *source_mac_address-> dest_mac_address*, sap *source_sap-> dest_sap***Long Syntax:** DLS.209 DLS forwarder received a DLC_ERROR event in bad state *state* for the DLS session with data link id *source_mac_address-> dest_mac_address*, sap *source_sap-> dest_sap***Description:** While processing a DLC_ERROR event, the DLS state machine discovered the event occurring in an unexpected state.

DLS.210**Level:** UE-ERROR**Short Syntax:** DLS.210 DLS, DLC_INFO rcvd in bad state *state* for *source_mac_address-> dest_mac_address*, sap *source_sap-> dest_sap***Long Syntax:** DLS.210 DLS forwarder received a DLC_INFO event in bad state *state* for the DLS session with data link id *source_mac_address-> dest_mac_address*, sap *source_sap-> dest_sap***Description:** While processing a DLC_INFO event, the DLS state machine discovered the event occurring in an unexpected state.

DLS.211**Level:** UE-ERROR**Short Syntax:** DLS.211 DLS, DLC_DL_HALTED rcvd in bad state *state* for *source_mac_address-> dest_mac_address*, sap *source_sap-> dest_sap***Long Syntax:** DLS.211 DLS forwarder received a DLC_DL_HALTED event in bad state *state* for the DLS session with data link id *source_mac_address-> dest_mac_address*, sap *source_sap-> dest_sap***Description:** While processing a DLC_DL_HALTED event, the DLS state machine discovered the event occurring in an unexpected state.

DLS.212**Level:** UE-ERROR**Short Syntax:** DLS.212 DLS, DLC_DL_STARTED rcvd in bad state *state* for *source_mac_address-> dest_mac_address*, sap *source_sap-> dest_sap***Long Syntax:** DLS.212 DLS forwarder received a DLC_DL_STARTED event in bad state *state* for the DLS session with data link id *source_mac_address-> dest_mac_address*, sap *source_sap-> dest_sap***Description:** While processing a DLC_DL_STARTED event, the DLS state machine discovered the event occurring in an unexpected state.

DLS.213**Level:** UE-ERROR**Short Syntax:** DLS.213 DLS, DLC_RESET rcvd in bad state *state* for *source_mac_address-> dest_mac_address*, sap *source_sap-> dest_sap***Long Syntax:** DLS.213 DLS forwarder received a DLC_RESET event in bad state *state* for the DLS session with data link id *source_mac_address-> dest_mac_address*, sap *source_sap-> dest_sap***Description:** While processing a DLC_RESET event, the DLS state machine discovered the event occurring in an unexpected state.

DLS.214**Level:** UE-ERROR**Short Syntax:** DLS.214 DLS, DLC_RESOLVE_C rcvd in bad state *state* for *source_mac_address-> dest_mac_address*, sap *source_sap-> dest_sap***Long Syntax:** DLS.214 DLS forwarder received a DLC_RESOLVE_C event in bad state *state* for the DLS session with data link id *source_mac_address-> dest_mac_address*, sap *source_sap-> dest_sap***Description:** While processing a DLC_RESOLVE_C event, the DLS state machine discovered the event occurring in an unexpected state.

DLS.215**Level:** UE-ERROR**Short Syntax:** DLS.215 DLS, DLC_XID rcvd in bad state *state* for *source_mac_address-> dest_mac_address*, sap *source_sap-> dest_sap***Long Syntax:** DLS.215 DLS forwarder received a DLC_XID event in bad state *state* for the DLS session with data link id *source_mac_address-> dest_mac_address*, sap *source_sap-> dest_sap***Description:** While processing a DLC_XID event, the DLS state machine discovered the event occurring in an unexpected state.

DLS.216**Level:** UE-ERROR**Short Syntax:** DLS.216 DLS, CANUREACH rcvd in bad state *state* for *source_mac_address-> dest_mac_address*, sap *source_sap-> dest_sap***Long Syntax:** DLS.216 DLS forwarder received a CANUREACH event in bad state *state* for the DLS session with data link id *source_mac_address-> dest_mac_address*, sap *source_sap-> dest_sap***Description:** While processing a CANUREACH event, the DLS state machine discovered the event occurring in an unexpected state.

DLS.217**Level:** UE-ERROR**Short Syntax:** DLS.217 DLS, DGRMFRAME rcvd in bad state *state* for *source_mac_address-> dest_mac_address*, sap *source_sap-> dest_sap***Long Syntax:** DLS.217 DLS forwarder received a DGRMFRAME event in bad state *state* for the DLS session with data link id *source_mac_address-> dest_mac_address*, sap *source_sap-> dest_sap***Description:** While processing a DGRMFRAME event, the DLS state machine discovered the event occurring in an unexpected state.

DLS.218**Level:** UE-ERROR**Short Syntax:** DLS.218 DLS, XIDFRAME rcvd in bad state *state* for *source_mac_address-> dest_mac_address*, sap *source_sap-> dest_sap***Long Syntax:** DLS.218 DLS forwarder received a XIDFRAME event in bad state *state* for the DLS session with data link id *source_mac_address-> dest_mac_address*, sap *source_sap-> dest_sap***Description:** While processing a XIDFRAME event, the DLS state machine discovered the event occurring in an unexpected state.

DLS.219**Level:** UE-ERROR**Short Syntax:** DLS.219 DLS, DATAFRAME rcvd in bad state *state* for *source_mac_address-> dest_mac_address*, sap *source_sap-> dest_sap***Long Syntax:** DLS.219 DLS forwarder received a DATAFRAME event in bad state *state* for the DLS session with data link id *source_mac_address-> dest_mac_address*, sap *source_sap-> dest_sap***Description:** While processing a DATAFRAME event, the DLS state machine discovered the event occurring in an unexpected state.

DLS.220**Level:** UE-ERROR**Short Syntax:** DLS.220 DLS, CONTACT rcvd in bad state *state* for *source_mac_address-> dest_mac_address*, sap *source_sap-> dest_sap***Long Syntax:** DLS.220 DLS forwarder received a CONTACT event in bad state *state* for the DLS session with data link id *source_mac_address-> dest_mac_address*, sap *source_sap-> dest_sap***Description:** While processing a CONTACT event, the DLS state machine discovered the event occurring in an unexpected state.

DLS.221**Level:** UE-ERROR**Short Syntax:** DLS.221 DLS, CONTACTED rcvd in bad state *state* for *source_mac_address-> dest_mac_address*, sap *source_sap-> dest_sap***Long Syntax:** DLS.221 DLS forwarder received a CONTACTED event in bad state *state* for the DLS session with data link id *source_mac_address-> dest_mac_address*, sap *source_sap-> dest_sap***Description:** While processing a CONTACTED event, the DLS state machine discovered the event occurring in an unexpected state.

DLS.222**Level:** UE-ERROR**Short Syntax:** DLS.222 DLS, RESTART_DL rcvd in bad state *state* for *source_mac_address-> dest_mac_address*, sap *source_sap-> dest_sap***Long Syntax:** DLS.222 DLS forwarder received a RESTART_DL event in bad state *state* for the DLS session with data link id *source_mac_address-> dest_mac_address*, sap *source_sap-> dest_sap***Description:** While processing a RESTART_DL event, the DLS state machine discovered the event occurring in an unexpected state.

DLS.223**Level:** UE-ERROR**Short Syntax:** DLS.223 DLS, DL_RESTARTED rcvd in bad state *state* for *source_mac_address-> dest_mac_address*, sap *source_sap-> dest_sap***Long Syntax:** DLS.223 DLS forwarder received a DL_RESTARTED event in bad state *state* for the DLS session with data link id *source_mac_address-> dest_mac_address*, sap *source_sap-> dest_sap***Description:** While processing a DL_RESTARTED event, the DLS state machine discovered the event occurring in an unexpected state.

DLS.224**Level:** UE-ERROR**Short Syntax:** DLS.224 DLS, INFOFRAME rcvd in bad state *state* for *source_mac_address-> dest_mac_address*, sap *source_sap-> dest_sap***Long Syntax:** DLS.224 DLS forwarder received a INFOFRAME event in bad state *state* for the DLS session with data link id *source_mac_address-> dest_mac_address*, sap *source_sap-> dest_sap***Description:** While processing an INFOFRAME event, the DLS state machine discovered the event occurring in an unexpected state.

DLS.225**Level:** UE-ERROR**Short Syntax:** DLS.225 DLS, HALT_DL rcvd in bad state *state* for *source_mac_address-> dest_mac_address*, sap *source_sap-> dest_sap***Long Syntax:** DLS.225 DLS forwarder received a HALT_DL event in bad state *state* for the DLS session with data link id *source_mac_address-> dest_mac_address*, sap *source_sap-> dest_sap***Description:** While processing a HALT_DL event, the DLS state machine discovered the event occurring in an unexpected state.

DLS.226**Level:** UE-ERROR**Short Syntax:** DLS.226 DLS, HALT_DL_NOACK rcvd in bad state *state* for *source_mac_address-> dest_mac_address*, sap *source_sap-> dest_sap***Long Syntax:** DLS.226 DLS forwarder received a HALT_DL_NOACK event in bad state *state* for the DLS session with data link id *source_mac_address-> dest_mac_address*, sap *source_sap-> dest_sap***Description:** While processing a HALT_DL_NOACK event, the DLS state machine discovered the event occurring in an unexpected state.

DLS.227**Level:** UE-ERROR**Short Syntax:** DLS.227 DLS, DL_HALTED rcvd in bad state *state* for *source_mac_address-> dest_mac_address*, sap *source_sap-> dest_sap***Long Syntax:** DLS.227 DLS forwarder received a DL_HALTED event in bad state *state* for the DLS session with data link id *source_mac_address-> dest_mac_address*, sap *source_sap-> dest_sap***Description:** While processing a DL_HALTED event, the DLS state machine discovered the event occurring in an unexpected state.

DLS.228**Level:** UE-ERROR**Short Syntax:** DLS.228 DLS, ENTER_BUSY rcvd in bad state *state* for *source_mac_address-> dest_mac_address*, sap *source_sap-> dest_sap***Long Syntax:** DLS.228 DLS forwarder received a ENTER_BUSY event in bad state *state* for the DLS session with data link id *source_mac_address-> dest_mac_address*, sap *source_sap-> dest_sap***Description:** While processing an ENTER_BUSY event, the DLS state machine discovered the event occurring in an unexpected state.

DLS.229**Level:** UE-ERROR**Short Syntax:** DLS.229 DLS, EXIT_BUSY rcvd in bad state *state* for *source_mac_address-> dest_mac_address*, sap *source_sap-> dest_sap***Long Syntax:** DLS.229 DLS forwarder received a EXIT_BUSY event in bad state *state* for the DLS session with data link id *source_mac_address-> dest_mac_address*, sap *source_sap-> dest_sap***Description:** While processing an EXIT_BUSY event, the DLS state machine discovered the event occurring in an unexpected state.

DLS.230**Level:** UE-ERROR**Short Syntax:** DLS.230 DLS, REACHACK rcvd in bad state *state* for *source_mac_address-> dest_mac_address*, sap *source_sap-> dest_sap***Long Syntax:** DLS.230 DLS forwarder received a REACHACK event in bad state *state* for the DLS session with data link id *source_mac_address-> dest_mac_address*, sap *source_sap-> dest_sap***Description:** While processing a REACHACK event, the DLS state machine discovered the event occurring in an unexpected state.

DLS.231**Level:** C-INFO**Short Syntax:** DLS.231 DLS, CANUREACH to *ip_address* sent for *source_mac_address-> dest_mac_address*, sap *source_sap-> dest_sap***Long Syntax:** DLS.231 DLS, CANUREACH to *ip_address* sent for *source_mac_address-> dest_mac_address*, sap *source_sap-> dest_sap***Description:** DLS successfully sent out a CANUREACH SSP message over TCP to its DLS peer.

DLS.232**Level:** C-INFO**Short Syntax:** DLS.232 DLS, ICANREACH to *ip_address* sent for *source_mac_address-> dest_mac_address*, sap *source_sap-> dest_sap***Long Syntax:** DLS.232 DLS, ICANREACH to *ip_address* sent for *source_mac_address-> dest_mac_address*, sap *source_sap-> dest_sap***Description:** DLS successfully sent out an ICANREACH SSP message over TCP to its DLS peer.

DLS.233**Level:** C-INFO**Short Syntax:** DLS.233 DLS, REACH_ACK to *ip_address* sent for *source_mac_address->dest_mac_address*, *sap source_sap-> dest_sap***Long Syntax:** DLS.233 DLS, REACH_ACK to *ip_address* sent for *source_mac_address->dest_mac_address*, *sap source_sap-> dest_sap***Description:** DLS successfully sent out a REACH_ACK SSP message over TCP to its DLS peer.

DLS.234**Level:** C-INFO**Short Syntax:** DLS.234 DLS, CONTACT to *ip_address* sent for *source_mac_address->dest_mac_address*, *sap source_sap-> dest_sap***Long Syntax:** DLS.234 DLS, CONTACT to *ip_address* sent for *source_mac_address->dest_mac_address*, *sap source_sap-> dest_sap***Description:** DLS successfully sent out a CONTACT SSP message over TCP to its DLS peer.

DLS.235**Level:** C-INFO**Short Syntax:** DLS.235 DLS, CONTACTED to *ip_address* sent for *source_mac_address->dest_mac_address*, *sap source_sap-> dest_sap***Long Syntax:** DLS.235 DLS, CONTACTED to *ip_address* sent for *source_mac_address->dest_mac_address*, *sap source_sap-> dest_sap***Description:** DLS successfully sent out a CONTACTED SSP message over TCP to its DLS peer.

DLS.236**Level:** C-INFO**Short Syntax:** DLS.236 DLS, RESTART_DL to *ip_address* sent for *source_mac_address->dest_mac_address*, *sap source_sap-> dest_sap***Long Syntax:** DLS.236 DLS, RESTART_DL to *ip_address* sent for *source_mac_address->dest_mac_address*, *sap source_sap-> dest_sap***Description:** DLS successfully sent out a RESTART_DL SSP message over TCP to its DLS peer.

DLS.237**Level:** C-INFO**Short Syntax:** DLS.237 DLS, DL_RESTARTED to *ip_address* sent for *source_mac_address->dest_mac_address*, *sap source_sap-> dest_sap***Long Syntax:** DLS.237 DLS, DL_RESTARTED to *ip_address* sent for *source_mac_address->dest_mac_address*, *sap source_sap-> dest_sap***Description:** DLS successfully sent out a DL_RESTARTED SSP message over TCP to its DLS peer.

DLS.238**Level:** C-INFO**Short Syntax:** DLS.238 DLS, ENTER_BUSY to *ip_address* sent for *source_mac_address->dest_mac_address*, *sap source_sap-> dest_sap***Long Syntax:** DLS.238 DLS, ENTER_BUSY to *ip_address* sent for *source_mac_address->dest_mac_address*, *sap source_sap-> dest_sap***Description:** DLS successfully sent out an ENTER_BUSY SSP message over TCP to its DLS peer.

DLS.239**Level:** C-INFO**Short Syntax:** DLS.239 DLS, EXIT_BUSY to *ip_address* sent for *source_mac_address->dest_mac_address*, *sap source_sap-> dest_sap***Long Syntax:** DLS.239 DLS, EXIT_BUSY to *ip_address* sent for *source_mac_address->dest_mac_address*, *sap source_sap-> dest_sap***Description:** DLS successfully sent out an EXIT_BUSY SSP message over TCP to its DLS peer.

DLS.240**Level:** C-INFO**Short Syntax:** DLS.240 DLS, HALT_DL to *ip_address* sent for *source_mac_address->dest_mac_address*, *sap source_sap-> dest_sap***Long Syntax:** DLS.240 DLS, HALT_DL to *ip_address* sent for *source_mac_address->dest_mac_address*, *sap source_sap-> dest_sap***Description:** DLS successfully sent out a HALT_DL SSP message over TCP to its DLS peer.

DLS.241**Level:** C-INFO**Short Syntax:** DLS.241 DLS, DL_HALTED to *ip_address* sent for *source_mac_address->dest_mac_address*, *sap source_sap-> dest_sap***Long Syntax:** DLS.241 DLS, DL_HALTED to *ip_address* sent for *source_mac_address->dest_mac_address*, *sap source_sap-> dest_sap***Description:** DLS successfully sent out a DL_HALTED SSP message over TCP to its DLS peer.

DLS.242**Level:** C-INFO**Short Syntax:** DLS.242 DLS, HALT_DL_NOACK to *ip_address* sent for *source_mac_address->dest_mac_address*, *sap source_sap-> dest_sap***Long Syntax:** DLS.242 DLS, HALT_DL_NOACK to *ip_address* sent for *source_mac_address->dest_mac_address*, *sap source_sap-> dest_sap***Description:** DLS successfully sent out a HALT_DL_NOACK SSP message over TCP to its DLS peer.

DLS.243**Level:** C-INFO**Short Syntax:** DLS.243 DLS, TEST_CIRCUIT_RSP to *ip_address* sent for *source_mac_address-> dest_mac_address, sap source_sap-> dest_sap***Long Syntax:** DLS.243 DLS, TEST_CIRCUIT_RSP to *ip_address* sent for *source_mac_address-> dest_mac_address, sap source_sap-> dest_sap***Description:** DLS successfully sent out a TEST_CIRCUIT_RSP SSP message over TCP to its DLS peer.

DLS.244**Level:** UI-ERROR**Short Syntax:** DLS.244 DLS, FAILED to send CANUREACH to *ip_address* for *source_mac_address-> dest_mac_address, sap source_sap-> dest_sap***Long Syntax:** DLS.244 DLS, FAILED to send CANUREACH to *ip_address* for *source_mac_address-> dest_mac_address, sap source_sap-> dest_sap***Description:** Due to lack of buffers, a CANUREACH SSP control message could not be sent out.

DLS.245**Level:** UI-ERROR**Short Syntax:** DLS.245 DLS, FAILED to send ICANREACH to *ip_address* for *source_mac_address-> dest_mac_address, sap source_sap-> dest_sap***Long Syntax:** DLS.245 DLS, FAILED to send ICANREACH to *ip_address* for *source_mac_address-> dest_mac_address, sap source_sap-> dest_sap***Description:** Due to lack of buffers, an ICANREACH SSP control message could not be sent out.

DLS.246**Level:** UI-ERROR**Short Syntax:** DLS.246 DLS, FAILED to send REACH_ACK to *ip_address* for *source_mac_address-> dest_mac_address, sap source_sap-> dest_sap***Long Syntax:** DLS.246 DLS, FAILED to send REACH_ACK to *ip_address* for *source_mac_address-> dest_mac_address, sap source_sap-> dest_sap***Description:** Due to lack of buffers, a REACH_ACK SSP control message could not be sent out.

DLS.247**Level:** UI-ERROR**Short Syntax:** DLS.247 DLS, FAILED to send CONTACT to *ip_address* for *source_mac_address-> dest_mac_address, sap source_sap-> dest_sap***Long Syntax:** DLS.247 DLS, FAILED to send CONTACT to *ip_address* for *source_mac_address-> dest_mac_address, sap source_sap-> dest_sap***Description:** Due to lack of buffers, a CONTACT SSP control message could not be sent out.

DLS.248**Level:** UI-ERROR**Short Syntax:** DLS.248 DLS, FAILED to send CONTACTED to *ip_address* for *source_mac_address*-> *dest_mac_address*, sap *source_sap*-> *dest_sap***Long Syntax:** DLS.248 DLS, FAILED to send CONTACTED to *ip_address* for *source_mac_address*-> *dest_mac_address*, sap *source_sap*-> *dest_sap***Description:** Due to lack of buffers, a CONTACTED SSP control message could not be sent out.

DLS.249**Level:** UI-ERROR**Short Syntax:** DLS.249 DLS, FAILED to send RESTART_DL to *ip_address* for *source_mac_address*-> *dest_mac_address*, sap *source_sap*-> *dest_sap***Long Syntax:** DLS.249 DLS, FAILED to send RESTART_DL to *ip_address* for *source_mac_address*-> *dest_mac_address*, sap *source_sap*-> *dest_sap***Description:** Due to lack of buffers, a RESTART_DL SSP control message could not be sent out.

DLS.250**Level:** UI-ERROR**Short Syntax:** DLS.250 DLS, FAILED to send DL_RESTARTED to *ip_address* for *source_mac_address*-> *dest_mac_address*, sap *source_sap*-> *dest_sap***Long Syntax:** DLS.250 DLS, FAILED to send DL_RESTARTED to *ip_address* for *source_mac_address*-> *dest_mac_address*, sap *source_sap*-> *dest_sap***Description:** Due to lack of buffers, a DL_RESTARTED SSP control message could not be sent out.

DLS.251**Level:** UI-ERROR**Short Syntax:** DLS.251 DLS, FAILED to send ENTER_BUSY to *ip_address* for *source_mac_address*-> *dest_mac_address*, sap *source_sap*-> *dest_sap***Long Syntax:** DLS.251 DLS, FAILED to send ENTER_BUSY to *ip_address* for *source_mac_address*-> *dest_mac_address*, sap *source_sap*-> *dest_sap***Description:** Due to lack of buffers, an ENTER_BUSY SSP control message could not be sent out.

DLS.252**Level:** UI-ERROR**Short Syntax:** DLS.252 DLS, FAILED to send EXIT_BUSY to *ip_address* for *source_mac_address*-> *dest_mac_address*, sap *source_sap*-> *dest_sap***Long Syntax:** DLS.252 DLS, FAILED to send EXIT_BUSY to *ip_address* for *source_mac_address*-> *dest_mac_address*, sap *source_sap*-> *dest_sap***Description:** Due to lack of buffers, an EXIT_BUSY SSP control message could not be sent out.

DLS.253**Level:** UI-ERROR**Short Syntax:** DLS.253 DLS, FAILED to send HALT_DL to *ip_address* for *source_mac_address-> dest_mac_address*, sap *source_sap-> dest_sap***Long Syntax:** DLS.253 DLS, FAILED to send HALT_DL to *ip_address* for *source_mac_address-> dest_mac_address*, sap *source_sap-> dest_sap***Description:** Due to lack of buffers, a HALT_DL SSP control message could not be sent out.

DLS.254**Level:** UI-ERROR**Short Syntax:** DLS.254 DLS, FAILED to send DL_HALTED to *ip_address* for *source_mac_address-> dest_mac_address*, sap *source_sap-> dest_sap***Long Syntax:** DLS.254 DLS, FAILED to send DL_HALTED to *ip_address* for *source_mac_address-> dest_mac_address*, sap *source_sap-> dest_sap***Description:** Due to lack of buffers, a DL_HALTED SSP control message could not be sent out.

DLS.255**Level:** UI-ERROR**Short Syntax:** DLS.255 DLS, FAILED to send HALT_DL_NOACK to *ip_address* for *source_mac_address-> dest_mac_address*, sap *source_sap-> dest_sap***Long Syntax:** DLS.255 DLS, FAILED to send HALT_DL_NOACK to *ip_address* for *source_mac_address-> dest_mac_address*, sap *source_sap-> dest_sap***Description:** Due to lack of buffers, a HALT_DL_NOACK SSP control message could not be sent out.

DLS.256**Level:** UI-ERROR**Short Syntax:** DLS.256 DLS, FAILED to send TEST_CIRCUIT_RSP to *ip_address* for *source_mac_address-> dest_mac_address*, sap *source_sap-> dest_sap***Long Syntax:** DLS.256 DLS, FAILED to send TEST_CIRCUIT_RSP to *ip_address* for *source_mac_address-> dest_mac_address*, sap *source_sap-> dest_sap***Description:** Due to lack of buffers, a TEST_CIRCUIT_RSP SSP control message could not be sent out.

DLS.258**Level:** C-INFO**Short Syntax:** DLS.258 DLS, XIDFRAME to *ip_address* sent for *source_mac_address-> dest_mac_address*, sap *source_sap-> dest_sap***Long Syntax:** DLS.258 DLS, XIDFRAME to *ip_address* sent for *source_mac_address-> dest_mac_address*, sap *source_sap-> dest_sap***Description:** DLS successfully sent out a XIDFRAME SSP message over TCP to its DLS peer.

DLS.259**Level:** C-INFO**Short Syntax:** DLS.259 DLS, DGRMFRAME to *ip_address* sent for *source_mac_address->dest_mac_address*, *sap source_sap-> dest_sap***Long Syntax:** DLS.259 DLS, DGRMFRAME to *ip_address* sent for *source_mac_address->dest_mac_address*, *sap source_sap-> dest_sap***Description:** DLS successfully sent out a DGRMFRAME SSP message over TCP to its DLS peer.

DLS.260**Level:** C-INFO**Short Syntax:** DLS.260 DLS, DATAFRAME to *ip_address* sent for *source_mac_address->dest_mac_address*, *sap source_sap-> dest_sap***Long Syntax:** DLS.260 DLS, DATAFRAME to *ip_address* sent for *source_mac_address->dest_mac_address*, *sap source_sap-> dest_sap***Description:** DLS successfully sent out a DATAFRAME SSP message over TCP or UDP to its DLSw peer.

DLS.261**Level:** C-INFO**Short Syntax:** DLS.261 DLS, INFOFRAME to *ip_address* sent for *source_mac_address->dest_mac_address*, *sap source_sap-> dest_sap***Long Syntax:** DLS.261 DLS, INFOFRAME to *ip_address* sent for *source_mac_address->dest_mac_address*, *sap source_sap-> dest_sap***Description:** DLS successfully sent out an INFOFRAME SSP message over TCP to its DLS peer.

DLS.262**Level:** C-INFO**Short Syntax:** DLS.262 DLS, SSP msg TEST_CIRCUIT_REQ received from *ip_address* for *source_mac_address-> dest_mac_address*, *sap source_sap-> dest_sap***Long Syntax:** DLS.262 DLS forwarder received a SSP TEST_CIRCUIT_REQ message over TCP connection to *ip_address* for *source_mac_address-> dest_mac_address*, *sap source_sap-> dest_sap***Description:** DLS forwarder received a Switch to Switch Protocol message of TEST_CIRCUIT_REQ over TCP.

DLS.263**Level:** C-INFO**Short Syntax:** DLS.263 DLS, SSP msg TEST_CIRCUIT_RSP received from *ip_address* for *source_mac_address-> dest_mac_address*, *sap source_sap-> dest_sap***Long Syntax:** DLS.263 DLS forwarder received a SSP TEST_CIRCUIT_RSP message over TCP connection to *ip_address* for *source_mac_address-> dest_mac_address*, *sap source_sap-> dest_sap***Description:** DLS forwarder received a Switch to Switch Protocol message of TEST_CIRCUIT_RSP over TCP.

DLS.264**Level:** C-INFO**Short Syntax:** DLS.264 *intfmod*, Flushed Info frame sent, *source_mac_address-> dest_mac_address*, *sap source_sap-> dest_sap***Long Syntax:** DLS.264 *intfmod*, Flushed info frame sent, *source_mac_address-> dest_mac_address*, *sap source_sap-> dest_sap***Description:** An information frame received from DLS cloud was successfully flushed to a LLC end station or to the local APPN.

DLS.265**Level:** C-INFO**Short Syntax:** DLS.265 *intfmod*, TEST_C frame sent, *source_mac_address-> dest_mac_address*, *sap source_sap-> dest_sap***Long Syntax:** DLS.265 *intfmod*, TEST_C frame sent, *source_mac_address-> dest_mac_address*, *sap source_sap-> dest_sap***Description:** A TEST Command frame was successfully sent to a LLC end station or to the local APPN as result of receiving a CANUREACH from a DLSw peer router.

DLS.266**Level:** C-INFO**Short Syntax:** DLS.266 *intfmod,,* TEST_R frame sent, *source_mac_address-> dest_mac_address*, *sap source_sap-> dest_sap***Long Syntax:** DLS.266 *intfmod,,* TEST_R frame sent, *source_mac_address-> dest_mac_address*, *sap source_sap-> dest_sap***Description:** A TEST Response frame was successfully sent to a LLC end station or to the local APPN as result of receiving an ICANREACH from a DLSw peer router.

DLS.268**Level:** C-INFO**Short Syntax:** DLS.268 LLC, UI frame sent, *source_mac_address-> dest_mac_address*, *sap source_sap-> dest_sap***Long Syntax:** DLS.268 LLC, UI frame sent, *source_mac_address-> dest_mac_address*, *sap source_sap-> dest_sap***Description:** An UI frame was successfully sent to a LLC end station.

DLS.269**Level:** U-INFO**Short Syntax:** DLS.269 *intfmod*, TEST_C frame refused by st mch, *source_mac_address-> dest_mac_address*, *sap source_sap-> dest_sap***Long Syntax:** DLS.269 *intfmod*, TEST_C frame refused by st mch, *source_mac_address-> dest_mac_address*, *sap source_sap-> dest_sap***Description:** A TEST command frame was not processed by the LLC or APPN interface module's state machine as it could not be successfully relayed via DLS. This instance is normal for TEST command frame as DLS copies the frame and still refuses the frame so that it can also be sent via the bridge path.

DLS.270**Level:** U-INFO**Short Syntax:** DLS.270 *intfmod*, TEST_R frame refused by st mch, *source_mac_address->dest_mac_address*, *sap source_sap-> dest_sap***Long Syntax:** DLS.270 *intfmod*, TEST_R frame refused by st mch, *source_mac_address->dest_mac_address*, *sap source_sap-> dest_sap***Description:** A TEST response frame was not processed by the LLC or APPN interface module's state machine as it could not be successfully relayed via DLS.

DLS.271**Level:** U-INFO**Short Syntax:** DLS.271 *intfmod*, XID_C frame refused by st mch, *source_mac_address->dest_mac_address*, *sap source_sap-> dest_sap***Long Syntax:** DLS.271 *intfmod*, XID_C frame refused by st mch, *source_mac_address->dest_mac_address*, *sap source_sap-> dest_sap***Description:** A XID command frame was not processed by the LLC or APPN interface module's state machine as it could not be successfully relayed via DLS.

DLS.272**Level:** U-INFO**Short Syntax:** DLS.272 *intfmod*, XID_R frame refused by st mch, *source_mac_address->dest_mac_address*, *sap source_sap-> dest_sap***Long Syntax:** DLS.272 *intfmod*, XID_R frame refused by st mch, *source_mac_address->dest_mac_address*, *sap source_sap-> dest_sap***Description:** A XID response frame was not processed by the LLC or APPN interface module's state machine as it could not be successfully relayed via DLS.

DLS.273**Level:** U-INFO**Short Syntax:** DLS.273 LLC, UI frame refused by st mch, *source_mac_address->dest_mac_address*, *sap source_sap-> dest_sap***Long Syntax:** DLS.273 LLC, UI frame refused by st mch, *source_mac_address->dest_mac_address*, *sap source_sap-> dest_sap***Description:** An UI frame was not processed by the DLS-LLC interface module's state machine as it could not be successfully relayed via DLS.

DLS.274**Level:** U-INFO**Short Syntax:** DLS.274 LLC, INFO frame refused by st mch, *source_mac_address->dest_mac_address*, *sap source_sap-> dest_sap***Long Syntax:** DLS.274 LLC, INFO frame refused by st mch, *source_mac_address->dest_mac_address*, *sap source_sap-> dest_sap***Description:** An INFO frame was not processed by the DLS-LLC interface module's state machine as it could not be successfully relayed via DLS.

DLS.276**Level:** C-INFO**Short Syntax:** DLS.276 *intfmod*, event *eventname* received for *source_mac_address->dest_mac_address*, *sap source_sap-> dest_sap***Long Syntax:** DLS.276 *intfmod*, event *eventname* received for *source_mac_address->dest_mac_address*, *sap source_sap-> dest_sap***Description:** LLC or APPN interface module for the DLS received a NETUP event.

DLS.277**Level:** C-INFO**Short Syntax:** DLS.277 *intfmod*, event *eventname* received for *source_mac_address->dest_mac_address*, *sap source_sap-> dest_sap***Long Syntax:** DLS.277 *intfmod*, event *eventname* received for *source_mac_address->dest_mac_address*, *sap source_sap-> dest_sap***Description:** LLC or APPN interface module for the DLS received a NETDOWN event.

DLS.278**Level:** C-INFO**Short Syntax:** DLS.278 *intfmod*, event *eventname* received for *source_mac_address->dest_mac_address*, *sap source_sap-> dest_sap***Long Syntax:** DLS.278 *intfmod*, event *eventname* received for *source_mac_address->dest_mac_address*, *sap source_sap-> dest_sap***Description:** LLC or APPN interface module for the DLS received a CONNECT_IND event.

DLS.279**Level:** C-INFO**Short Syntax:** DLS.279 *intfmod*, event *eventname* received for *source_mac_address->dest_mac_address*, *sap source_sap-> dest_sap***Long Syntax:** DLS.279 *intfmod*, event *eventname* received for *source_mac_address->dest_mac_address*, *sap source_sap-> dest_sap***Description:** LLC or APPN interface module for the DLS received a CONNECT_CONF event.

DLS.280**Level:** C-INFO**Short Syntax:** DLS.280 *intfmod*, event *eventname* received for *source_mac_address->dest_mac_address*, *sap source_sap-> dest_sap***Long Syntax:** DLS.280 *intfmod*, event *eventname* received for *source_mac_address->dest_mac_address*, *sap source_sap-> dest_sap***Description:** LLC or APPN interface module for the DLS received a ENTER_BUSY event.

DLS.281**Level:** C-INFO**Short Syntax:** DLS.281 *intfmod*, event *eventname* received for *source_mac_address*->
dest_mac_address, *sap source_sap*-> *dest_sap***Long Syntax:** DLS.281 *intfmod*, event *eventname* received for *source_mac_address*->
dest_mac_address, *sap source_sap*-> *dest_sap***Description:** LLC or APPN interface module for the DLS received a EXIT_BUSY event.

DLS.282**Level:** C-INFO**Short Syntax:** DLS.282 *intfmod*, event *eventname* received for *source_mac_address*->
dest_mac_address, *sap source_sap*-> *dest_sap***Long Syntax:** DLS.282 *intfmod*, event *eventname* received for *source_mac_address*->
dest_mac_address, *sap source_sap*-> *dest_sap***Description:** LLC or APPN interface module for the DLS received a DISC_IND event.

DLS.283**Level:** C-INFO**Short Syntax:** DLS.283 *intfmod*, event *eventname* received for *source_mac_address*->
dest_mac_address, *sap source_sap*-> *dest_sap***Long Syntax:** DLS.283 *intfmod*, event *eventname* received for *source_mac_address*->
dest_mac_address, *sap source_sap*-> *dest_sap***Description:** LLC or APPN interface module for the DLS received a DISC_CONF event.

DLS.284**Level:** C-INFO**Short Syntax:** DLS.284 *intfmod*, event *eventname* received for *source_mac_address*->
dest_mac_address, *sap source_sap*-> *dest_sap***Long Syntax:** DLS.284 *intfmod*, event *eventname* received for *source_mac_address*->
dest_mac_address, *sap source_sap*-> *dest_sap***Description:** LLC or APPN interface module for the DLS received a RESET_IND event.

DLS.285**Level:** C-INFO**Short Syntax:** DLS.285 *intfmod*, event *eventname* received for *source_mac_address*->
dest_mac_address, *sap source_sap*-> *dest_sap***Long Syntax:** DLS.285 *intfmod*, event *eventname* received for *source_mac_address*->
dest_mac_address, *sap source_sap*-> *dest_sap***Description:** LLC or APPN interface module for the DLS received a TEST_C event.

DLS.286**Level:** C-INFO**Short Syntax:** DLS.286 *intfmod*, event *eventname* received for *source_mac_address->dest_mac_address*, *sap source_sap-> dest_sap***Long Syntax:** DLS.286 *intfmod*, event *eventname* received for *source_mac_address->dest_mac_address*, *sap source_sap-> dest_sap***Description:** LLC or APPN interface module for the DLS received a TEST_R event.

DLS.287**Level:** C-INFO**Short Syntax:** DLS.287 *intfmod*, event *eventname* received for *source_mac_address->dest_mac_address*, *sap source_sap-> dest_sap***Long Syntax:** DLS.287 *intfmod*, event *eventname* received for *source_mac_address->dest_mac_address*, *sap source_sap-> dest_sap***Description:** LLC or APPN interface module for the DLS received a XID_C event.

DLS.288**Level:** C-INFO**Short Syntax:** DLS.288 *intfmod*, event *eventname* received for *source_mac_address->dest_mac_address*, *sap source_sap-> dest_sap***Long Syntax:** DLS.288 *intfmod*, event *eventname* received for *source_mac_address->dest_mac_address*, *sap source_sap-> dest_sap***Description:** LLC or APPN interface module for the DLS received a XID_R event.

DLS.289**Level:** C-INFO**Short Syntax:** DLS.289 LLC, event LLCIM_LLC_UI received for *source_mac_address->dest_mac_address*, *sap source_sap-> dest_sap***Long Syntax:** DLS.289 LLC, event LLCIM_LLC_UI received for *source_mac_address->dest_mac_address*, *sap source_sap-> dest_sap***Description:** LLC interface module for the DLS received a LLCIM_LLC_UI event from LLC.

DLS.290**Level:** C-INFO**Short Syntax:** DLS.290 *intfmod*, event *eventname* received for *source_mac_address->dest_mac_address*, *sap source_sap-> dest_sap***Long Syntax:** DLS.290 *intfmod*, event *eventname* received for *source_mac_address->dest_mac_address*, *sap source_sap-> dest_sap***Description:** LLC or APPN interface module for the DLS received a DLC_START_DL event from DLS.

DLS.291**Level:** C-INFO**Short Syntax:** DLS.291 *intfmod*, event *eventname* received for *source_mac_address->dest_mac_address*, *sap source_sap-> dest_sap***Long Syntax:** DLS.291 *intfmod*, event *eventname* received for *source_mac_address->dest_mac_address*, *sap source_sap-> dest_sap***Description:** LLC or APPN interface module for the DLS received a DLC_RESOLVE_R event from DLS.

DLS.292**Level:** C-INFO**Short Syntax:** DLS.292 *intfmod*, event *eventname* received for *source_mac_address->dest_mac_address*, *sap source_sap-> dest_sap***Long Syntax:** DLS.292 *intfmod*, event *eventname* received for *source_mac_address->dest_mac_address*, *sap source_sap-> dest_sap***Description:** LLC or APPN interface module for the DLS received a DLC_CONTACT event from DLS.

DLS.293**Level:** C-INFO**Short Syntax:** DLS.293 LLC, event LLCIM_DLC_DGRM received for *source_mac_address->dest_mac_address*, *sap source_sap-> dest_sap***Long Syntax:** DLS.293 LLC, event LLCIM_DLC_DGRM received for *source_mac_address->dest_mac_address*, *sap source_sap-> dest_sap***Description:** LLC interface module for the DLS received a LLCIM_DLC_DGRM event from DLS.

DLS.294**Level:** C-INFO**Short Syntax:** DLS.294 *intfmod*, event *eventname* received for *source_mac_address->dest_mac_address*, *sap source_sap-> dest_sap***Long Syntax:** DLS.294 *intfmod*, event *eventname* received for *source_mac_address->dest_mac_address*, *sap source_sap-> dest_sap***Description:** LLC or APPN interface module for the DLS received a DLC_XID event from DLS.

DLS.295**Level:** C-INFO**Short Syntax:** DLS.295 *intfmod*, event *eventname* received for *source_mac_address->dest_mac_address*, *sap source_sap-> dest_sap***Long Syntax:** DLS.295 *intfmod*, event *eventname* received for *source_mac_address->dest_mac_address*, *sap source_sap-> dest_sap***Description:** LLC or APPN interface module for the DLS received a DLC_HALT_DL event from DLS.

DLS.296**Level:** C-INFO**Short Syntax:** DLS.296 *intfmod*, event *eventname* received for *source_mac_address->dest_mac_address*, *sap source_sap-> dest_sap***Long Syntax:** DLS.296 *intfmod*, event *eventname* received for *source_mac_address->dest_mac_address*, *sap source_sap-> dest_sap***Description:** LLC or APPN interface module for the DLS received a DLC_ENTER_BUSY event from DLS.

DLS.297**Level:** C-INFO**Short Syntax:** DLS.297 *intfmod*, event *eventname* received for *source_mac_address->dest_mac_address*, *sap source_sap-> dest_sap***Long Syntax:** DLS.297 *intfmod*, event *eventname* received for *source_mac_address->dest_mac_address*, *sap source_sap-> dest_sap***Description:** LLC or APPN interface module for the DLS received a DLC_EXIT_BUSY event from DLS.

DLS.298**Level:** C-INFO**Short Syntax:** DLS.298 *intfmod*, event *eventname* received for *source_mac_address->dest_mac_address*, *sap source_sap-> dest_sap***Long Syntax:** DLS.298 *intfmod*, event *eventname* received for *source_mac_address->dest_mac_address*, *sap source_sap-> dest_sap***Description:** LLC or APPN interface module for the DLS received a INFOFRAME event.

DLS.299**Level:** C-INFO**Short Syntax:** DLS.299 *intfmod*, event *eventname* received for *source_mac_address->dest_mac_address*, *sap source_sap-> dest_sap***Long Syntax:** DLS.299 *intfmod*, event *eventname* received for *source_mac_address->dest_mac_address*, *sap source_sap-> dest_sap***Description:** LLC or APPN interface module for the DLS received a DLC_INFO event from DLS.

DLS.300**Level:** C-INFO**Short Syntax:** DLS.300 *intfmod*, Transition to *statename* state for *source_mac_address->dest_mac_address*, *sap source_sap-> dest_sap***Long Syntax:** DLS.300 *intfmod*, Transition to *statename* state for *source_mac_address->dest_mac_address*, *sap source_sap-> dest_sap***Description:** LLC or APPN interface module for the DLS is transitioning to the CONTACTED state.

DLS.301**Level:** C-INFO**Short Syntax:** DLS.301 *intfmod*, Transition to *statename* state for *source_mac_address->dest_mac_address*, *sap source_sap-> dest_sap***Long Syntax:** DLS.301 *intfmod* Transition to *statename* state for *source_mac_address->dest_mac_address*, *sap source_sap-> dest_sap***Description:** LLC or APPN interface module for the DLS is transitioning to the RESOLVE_PEND state.

DLS.302**Level:** C-INFO**Short Syntax:** DLS.302 *intfmod*, Transition to *statename* state for *source_mac_address->dest_mac_address*, *sap source_sap-> dest_sap***Long Syntax:** DLS.302 *intfmod*, Transition to *statename* state for *source_mac_address->dest_mac_address*, *sap source_sap-> dest_sap***Description:** LLC or APPN interface module for the DLS is transitioning to the CONNECTED state.

DLS.303**Level:** C-INFO**Short Syntax:** DLS.303 *intfmod*, Transition to *statename* state for *source_mac_address->dest_mac_address*, *sap source_sap-> dest_sap***Long Syntax:** DLS.303 *intfmod* Transition to *statename* state for *source_mac_address->dest_mac_address*, *sap source_sap-> dest_sap***Description:** LLC or APPN interface module for the DLS is transitioning to the CONNECT_PEND state.

DLS.304**Level:** C-INFO**Short Syntax:** DLS.304 *intfmod*, Transition to *statename* state for *source_mac_address->dest_mac_address*, *sap source_sap-> dest_sap***Long Syntax:** DLS.304 *intfmod* Transition to *statename* state for *source_mac_address->dest_mac_address*, *sap source_sap-> dest_sap***Description:** LLC or APPN interface module for the DLS is transitioning to the CONTACT_PEND state.

DLS.305**Level:** C-INFO**Short Syntax:** DLS.305 *intfmod*, Transition to *statename* state for *source_mac_address->dest_mac_address*, *sap source_sap-> dest_sap***Long Syntax:** DLS.305 *intfmod* Transition to *statename* state for *source_mac_address->dest_mac_address*, *sap source_sap-> dest_sap***Description:** LLC or APPN interface module for the DLS is transitioning to the DISCONNECTED state.

DLS.306**Level:** C-INFO**Short Syntax:** DLS.306 *intfmod*, Transition to *statename* state for *source_mac_address->dest_mac_address*, *sap source_sap-> dest_sap***Long Syntax:** DLS.306 *intfmod* Transition to *statename* state for *source_mac_address->dest_mac_address*, *sap source_sap-> dest_sap***Description:** LLC or APPN interface module for the DLS is transitioning to the DISC_PEND state.

DLS.307**Level:** UE-ERROR**Short Syntax:** DLS.307 DLSw disabled no mem for buffers**Long Syntax:** DLS.307 DLSw forwarder disabled no memory for buffers**Description:** The Data Link Switching forwarder has been disabled because there was not enough memory to create the DLS private buffer pool.

DLS.308**Level:** UE-ERROR**Short Syntax:** DLS.308 DLSw disabled no mem for llcim struct**Long Syntax:** DLS.308 DLSw forwarder disabled no memory for llcim structures**Description:** The Data Link Switching forwarder has been disabled because there was not enough memory to create necessary llcim data structures.

DLS.309**Level:** UE-ERROR**Short Syntax:** DLS.309 DLSw disabled no mem for tcpim struct**Long Syntax:** DLS.309 DLSw forwarder disabled no memory for tcpim structures**Description:** The Data Link Switching forwarder has been disabled because there was not enough memory to create necessary tcpim data structures.

DLS.310**Level:** UE-ERROR**Short Syntax:** DLS.310 DLSw disabled no mem for sdlcim struct**Long Syntax:** DLS.310 DLSw forwarder disabled no memory for sdlcim structures**Description:** The Data Link Switching forwarder has been disabled because there was not enough memory to create necessary sdlcim data structures.

DLS.311**Level:** UE-ERROR**Short Syntax:** DLS.311 DLSw disabled no mem for group struct**Long Syntax:** DLS.311 DLSw forwarder disabled no memory for group protocol structures**Description:** The Data Link Switching forwarder has been disabled because there was not enough memory to create necessary group protocol data structures.

DLS.312**Level:** UE-ERROR**Short Syntax:** DLS.312 DLSw disabled no mem for dl corr array**Long Syntax:** DLS.312 DLSw forwarder disabled no memory for dl correlator array**Description:** The Data Link Switching forwarder has been disabled because there was not enough memory to create necessary dl correlator array.**Cause:** Cannot allocate necessary memory for the dl correlator array.**Action:** Reduce the maximum number of DLSw sessions.

DLS.313**Level:** C-INFO**Short Syntax:** DLS.313 *intfmod*, INFO frame sent, *source_mac_address->dest_mac_address*, *sap source_sap-> dest_sap***Long Syntax:** DLS.313 *intfmod*, INFO frame sent, *source_mac_address->dest_mac_address*, *sap source_sap-> dest_sap***Description:** An INFO frame received from DLS cloud was successfully sent to a LLC end station or to the local APPN.

DLS.314**Level:** C-INFO**Short Syntax:** DLS.314 TCP, *cfg xmit buf too large for group group*, clipped to *transmit_buffer_size***Long Syntax:** DLS.314 TCP, configured transmit buffer size too large for group *group*, clipped to *transmit_buffer_size***Description:** The user configured a TCP transmit buffer size in the group configuration that cannot be handled by the router. It has automatically been set to a lower value than can be allocated by the router.

DLS.315**Level:** C-INFO**Short Syntax:** DLS.315 TCP, *cfg xmit buf too large for neighbour_address*, clipped to *transmit_buffer_size***Long Syntax:** DLS.315 TCP, configured transmit buffer size too large for *neighbour_address*, clipped to *transmit_buffer_size***Description:** The user configured a TCP transmit buffer size that cannot be handled by the router. It has automatically been set to a lower value that can be allocated by the router.

DLS.316**Level:** C-INFO**Short Syntax:** DLS.316 DLS, CANUREACH frame coll, frame ign, *source_mac_address->dest_mac_address*, *sap source_sap-> dest_sap***Long Syntax:** DLS.316 DLS, CANUREACH frame collision, frame ignored, *source_mac_address-> dest_mac_address*, *sap source_sap-> dest_sap***Description:** A CANUREACH frame was received from the DLS cloud, but could not be processed because a CANUREACH is already outstanding from this router for the MAC addresses and SAPs specified in the CANUREACH, and the origin MAC address for the existing circuit is greater than the origin MAC address specified in the CANUREACH.

DLS.317**Level:** C-INFO**Short Syntax:** DLS.317 *intfmod*, XID_C frame sent, len= *xid_data_len*, *source_mac_address*-> *dest_mac_address*, sap *source_sap*-> *dest_sap***Long Syntax:** DLS.317 *intfmod*, XID_C frame sent, len= *xid_data_len*, *source_mac_address*-> *dest_mac_address*, sap *source_sap*-> *dest_sap***Description:** An XID_C frame was successfully sent to a LLC end station or to local APPN.

DLS.318**Level:** C-INFO**Short Syntax:** DLS.318 *intfmod*, XID_R frame sent, len= *xid_data_len*, *source_mac_address*-> *dest_mac_address*, sap *source_sap*-> *dest_sap***Long Syntax:** DLS.318 *intfmod*, XID_R frame sent, len= *xid_data_len*, *source_mac_address*-> *dest_mac_address*, sap *source_sap*-> *dest_sap***Description:** An XID_R frame was successfully sent to a LLC end station or to local APPN.

DLS.319**Level:** C-INFO**Short Syntax:** DLS.319 *intfmod*, XID_C dropped, len= *xid_data_len*, *source_mac_address*-> *dest_mac_address*, sap *source_sap*-> *dest_sap***Long Syntax:** DLS.319 *intfmod*, XID_C dropped, len= *xid_data_len*, *source_mac_address*-> *dest_mac_address*, sap *source_sap*-> *dest_sap***Description:** A received XID_C frame was discarded because a previously received XID_C is being processed by DLSw. This XID_C is considered a duplicate. This will occur frequently since the end station retries XID_Cs.

DLS.320**Level:** C-INFO**Short Syntax:** DLS.320 LLC, XID_R dropped, len= *xid_data_len*, *source_mac_address*-> *dest_mac_address*, sap *source_sap*-> *dest_sap***Long Syntax:** DLS.320 LLC, XID_R dropped, len= *xid_data_len*, *source_mac_address*-> *dest_mac_address*, sap *source_sap*-> *dest_sap***Description:** A received XID_R frame was discarded because there is no XID command outstanding. This occurs normally since DLSw retries XID_Cs and it is possible for many XID_Rs to come back.

DLS.321**Level:** UI-ERROR**Short Syntax:** DLS.321 LLC, XIDFRAME dropped-bad XID state, len= *xid_data_len*, *source_mac_address*-> *dest_mac_address*, sap *source_sap*-> *dest_sap***Long Syntax:** DLS.321 LLC, XIDFRAME dropped-bad XID state, len= *xid_data_len*, *source_mac_address*-> *dest_mac_address*, sap *source_sap*-> *dest_sap***Description:** An unexpected received XIDFRAME frame was discarded. The LLC does not normally expect to receive an XID in this state.**Action:** None, unless you are having a problem establishing connections between the end stations described in the message.

DLS.322**Level:** C-INFO**Short Syntax:** DLS.322 *intfmod*, unexpected null XID, *source_mac_address->dest_mac_address*, *sap source_sap-> dest_sap***Long Syntax:** DLS.322 *intfmod*, unexpected null XID, *source_mac_address->dest_mac_address*, *sap source_sap-> dest_sap***Description:** A null XID has been received after the SABME/UA exchange. This is not normal in this state and indicates that the end station is trying to start a new session. The current DLSw session will be terminated.

DLS.323**Level:** C-INFO**Short Syntax:** DLS.323 DLS, activ XIDFRAME dropped-bad state, *len= xid_data_len*, *source_mac_address-> dest_mac_address*, *sap source_sap-> dest_sap***Long Syntax:** DLS.323 DLS, activ XIDFRAME dropped-bad state, *len= xid_data_len*, *source_mac_address-> dest_mac_address*, *sap source_sap-> dest_sap***Description:** A received activation XIDFRAME is not allowed in the DLSw DLS_CONNECTED or DLS_CONNECT_PENDING state. The frame is discarded.

DLS.324**Level:** C-INFO**Short Syntax:** DLS.324 DLS, activ XID dropped-bad state, *len= xid_data_len*, *source_mac_address-> dest_mac_address*, *sap source_sap-> dest_sap***Long Syntax:** DLS.324 DLS, activ XID dropped-bad state, *len= xid_data_len*, *source_mac_address-> dest_mac_address*, *sap source_sap-> dest_sap***Description:** A received activation XID is not allowed in the DLSw DLS_CONNECTED or DLS_CONNECT_PENDING state. The frame is discarded.

DLS.325**Level:** UI-ERROR**Short Syntax:** DLS.325 DLS, Session not created - Maximum Number of DLS Sessions exceeded.**Long Syntax:** DLS.325 DLS, Session not created - Maximum Number of DLS Sessions exceeded.**Description:** A DLSw Session is not created since the configured Maximum Number of DLSw sessions is exceeded.

DLS.326**Level:** UI-ERROR**Short Syntax:** DLS.326 close transport conn to *ip_address*, unrecoverable SSP sync error**Long Syntax:** DLS.326 closing transport connection to *ip_address*, unrecoverable SSP synchronization error**Description:** Due to an error in a received DLSw SSP message, the TCP session must be closed in an attempt to recover. The cause is either due to an invalid message length in the previous SSP message or from an unsupported DLSw SSP version in the current message.

DLS.327**Level:** UE-ERROR**Short Syntax:** DLS.327 DL_HALTED timer expired, closing session *source_mac_address->dest_mac_address*, sap *source_sap->dest_sap***Long Syntax:** DLS.327 DL_HALTED timer expired, closing session *source_mac_address->dest_mac_address*, sap *source_sap->dest_sap***Description:** An expected DL_HALTED SSP message has not been received in response to a previously sent HALT_DL message. As a result, the connection is now considered to be in the disconnected state.

DLS.328**Level:** C-INFO**Short Syntax:** DLS.328 DLSw, Reconnect TCP connection to Neighbor *ip_address***Long Syntax:** DLS.328 TCP, Automatically reconnecting to neighbor at *ip_address***Description:** A previously down TCP connection is being re-established because the user has it defined as 'Active'. To prevent automatic reconnection, define this connection as 'Passive'.

DLS.330**Level:** C-INFO**Short Syntax:** DLS.330 sdlc link sta reopen addr *link_address* nt *network ID***Long Syntax:** DLS.330 SDLC link station reopened address *link_address* net *network ID***Description:** The SDLC link station for the link address has been successfully re-opened on the network interface because the SDLC link station was added again on the SDLC console.

DLS.331**Level:** C-INFO**Short Syntax:** DLS.331 TCP, no mem for cnn to nbr at *ip_address***Long Syntax:** DLS.331 TCP, cannot create a new connection to neighbor at *ip_address* due to a memory shortage**Description:** There is insufficient memory in the router to create a new TCP connection.

DLS.332**Level:** UI-ERROR**Short Syntax:** DLS.332 Ptr to SCB is NULL. Event: *event*; DLC: *dlc_name*; CCB State: *ccb_state*; MAC: *source_mac_address->dest_mac_address*, SAP: *source_sap->dest_sap***Long Syntax:** DLS.332 Ptr to SCB is NULL. Event: *event*; DLC: *dlc_name*; CCB State: *ccb_state*; MAC: *source_mac_address->dest_mac_address*, SAP: *source_sap->dest_sap***Description:** While processing a DLC event that expects and requires a valid DLS SCB, the DLS state machine discovered that the passed pointer to the SCB was NULL.

DLS.333**Level:** UI-ERROR**Short Syntax:** DLS.333 Ptr to SCB is NULL and ptr to CCB is also NULL. Event: *event***Long Syntax:** DLS.333 Ptr to SCB is NULL and ptr to CCB is also NULL. Event: *event***Description:** While processing a DLC event that expects and requires a valid DLS SCB and a DLC CCB, the DLS state machine discovered that the passed pointers to both were NULL.

DLS.334**Level:** UI-ERROR**Short Syntax:** DLS.334 Ptr to SCB is NULL and CCB identifier is invalid. Event: *event***Long Syntax:** DLS.334 Ptr to SCB is NULL and CCB identifier is invalid. Event: *event***Description:** While processing a DLC event that expects and requires a valid DLS SCB and a DLC CCB, the DLS state machine discovered that the passed pointer to the SCB was NULL and the DLC CCB identifier was invalid.

DLS.335**Level:** UI-ERROR**Short Syntax:** DLS.335 SSP msg received. Ptr to SCB is NULL. Xport state: *transport_state*; IP: *remote_ip_addr***Long Syntax:** DLS.335 SSP msg received. Ptr to SCB is NULL. Xport state: *transport_state*; IP: *remote_ip_addr***Description:** While processing an SSP event that expects and requires a valid DLS SCB, the DLS state machine discovered that the passed pointer to the SCB was NULL.

DLS.338**Level:** UE-ERROR**Short Syntax:** DLS.338 Could not send ctrl msg, closing session *source_mac_address->dest_mac_address*, sap *source_sap->dest_sap***Long Syntax:** DLS.338 Could not send control message, closing session *source_mac_address->dest_mac_address*, sap *source_sap->dest_sap***Description:** The router could not send a response control message due to a lack of a buffer to send it in. Terminate the DLSw session by sending a HALT_DL_NOACK.

DLS.339**Level:** C-INFO**Short Syntax:** DLS.339 DLS, Cleanup HALT_DL_NOACK to *ip_address* sent for *source_mac_address->dest_mac_address*, sap *source_sap->dest_sap***Long Syntax:** DLS.339 DLS, Cleanup HALT_DL_NOACK to *ip_address* sent for *source_mac_address->dest_mac_address*, sap *source_sap->dest_sap***Description:** DLS successfully sent out a HALT_DL_NOACK SSP message over TCP to its DLS peer as a result of an out of buffer condition when attempting to send a control message.

DLS.340**Level:** C-INFO**Short Syntax:** DLS.340 Sent Capex Request to *ip_address*.**Long Syntax:** DLS.340 A Capabilities Exchange Request has been sent to the DLSw neighbor at *ip_address*.**Description:** The DLSw TCP Interface module determined that the TCP Transport is capable of conducting a Capabilities Exchange. The DLSw TCP interface module has sent the Capabilities Exchange Request to the DLSw neighbor.

DLS.341**Level:** C-INFO**Short Syntax:** DLS.341 Received Capex Request from *ip_address*.**Long Syntax:** DLS.341 A Capabilities Exchange Request has been received from the DLSw neighbor at *ip_address*.**Description:** The DLSw TCP Interface module received a Capabilities Exchange message from a DLSw neighbor. The parsing module determined that the message type is a request.

DLS.342**Level:** C-INFO**Short Syntax:** DLS.342 Sent Capex Pos. Response to *ip_address*.**Long Syntax:** DLS.342 A Capabilities Exchange Positive Response has been sent to the DLSw neighbor at *ip_address*.**Description:** The DLSw Capabilities Exchange parsing module successfully processed a Capabilities Exchange Request from a DLSw neighbor.

DLS.343**Level:** C-INFO**Short Syntax:** DLS.343 Received Capex Pos. Response from *ip_address*.**Long Syntax:** DLS.343 A Capabilities Exchange Positive Response has been received from the DLSw neighbor at *ip_address*.**Description:** The DLSw TCP Interface module received a Capabilities Exchange message from a DLSw neighbor. The parsing module determined that the message type is a Positive Response.

DLS.344**Level:** UI-ERROR**Short Syntax:** DLS.344 Sent Capex Neg. Response to *ip_address* reason *reason_code* offset *offset_value*.**Long Syntax:** DLS.344 A Capabilities Exchange Negative Response has been sent to the DLSw neighbor at *ip_address* Reason *reason_code* Offset *offset_value*.**Description:** The DLSw Capabilities Exchange parsing module processed a Capabilities Exchange Request from a DLSw neighbor. The Request was determined to contain an error or invalid Control Vector.

DLS.345**Level:** UI-ERROR**Short Syntax:** DLS.345 Received Capex Neg. Response from *ip_address* reason *reason_code* offset *offset_value*.**Long Syntax:** DLS.345 A Capabilities Exchange Negative Response has been received from the DLSw neighbor at *ip_address*. The Negative Response contained a Reason of *reason_code* at Offset *offset_value*.**Description:** The DLSw TCP Interface module received a Capabilities Exchange message from a DLSw neighbor. The parsing module determined that the message type is a Negative Response.

DLS.346**Level:** UI-ERROR**Short Syntax:** DLS.346 Capex Aborted!, *ip_address* is assumed to be DLSw RFC 1434+ compliant.**Long Syntax:** DLS.346 Capabilities Exchange has been aborted with the neighbor at *ip_address*. DLSw processing will continue by assuming that his neighbor is DLSw RFC 1434+ compliant.**Description:** The DLSw Capabilities Exchange manager determined that the neighbor is not capable of supporting DLSw AIW_V1. Assume that the neighbor is capable of supporting DLSw RFC 1434+.

DLS.347**Level:** UI-ERROR**Short Syntax:** DLS.347 Received unknown Capex message from *ip_address*.**Long Syntax:** DLS.347 Received Unknown Capabilities Exchange Message from the neighbor at *ip_address*.**Description:** The DLSw neighbor sent an Unknown Capabilities Exchange message. Capabilities Exchange may fail if this was meant to be a Request or Response.

DLS.348**Level:** UI-ERROR**Short Syntax:** DLS.348 No memory available to create DLS Capex message for *ip_address*.**Long Syntax:** DLS.348 An attempt to allocate the memory required to build a Capabilities Exchange message has failed. The message can not be sent to the neighbor at *ip_address*.**Description:** There is no memory available to allocate the resources that the router needs to build a Capabilities Exchange message. Capabilities Exchange will fail with this neighbor.

DLS.349**Level:** UI-ERROR**Short Syntax:** DLS.349 Capex Failed! *ip_address* is not DLSw AIW_V1 compliant.**Long Syntax:** DLS.349 Capabilities Exchange has failed with the neighbor at *ip_address*. DLSw processing can not continue. This neighbor is non compliant to DLSw AIW_V1.**Description:** The DLSw Capabilities Exchange manager determined that the neighbor is not capable of supporting DLSw AIW_V1. The TCP Transport connection will be terminated with the neighbor.

DLS.350**Level:** C-INFO**Short Syntax:** DLS.350 Capex Successful! *ip_address* is DLSw AIW compliant.**Long Syntax:** DLS.350 Capabilities Exchange has completed successfully with the neighbor at *ip_address*. DLSw processing can now continue in a DLSw AIW compliant mode.**Description:** The DLSw Capabilities Exchange manager determined that the neighbor is capable of supporting DLSw AIW.

DLS.351**Level:** C-INFO**Short Syntax:** DLS.351 DLS, SSP msg IFCM *indmsg ackmsg* received from *ip_address* for *source_mac_address-> dest_mac_address, sap source_sap-> dest_sap***Long Syntax:** DLS.351 DLS, DLS forwarder received a SSP IFCM *indmsg ackmsg* message over TCP connection to *ip_address* for *source_mac_address-> dest_mac_address, sap source_sap-> dest_sap***Description:** DLS forwarder received a Switch to Switch Protocol (SSP) message of an Isolated Flow Control Message (IFCM).

DLS.352**Level:** UI-ERROR**Short Syntax:** DLS.352 DLS, SSP msg received carrying flow control data. Ptr to SCB is NULL. Xport state: *transport_state*; IP: *remote_ip_addr***Long Syntax:** DLS.352 DLS, SSP msg received carrying flow control data. Ptr to SCB is NULL. Xport state: *transport_state*; IP: *remote_ip_addr***Description:** The DLS state machine discovered that the passed pointer to the SCB was NULL while processing an SSP event containing flow control data that expects and requires a valid DLS SCB.

DLS.353**Level:** UI-ERROR**Short Syntax:** DLS.353 DLS, Sender granted units for *source_mac_address-> dest_mac_address, sap source_sap-> dest_sap* is less than zero**Long Syntax:** DLS.353 DLS, Sender granted units for *source_mac_address-> dest_mac_address, sap source_sap-> dest_sap* is less than zero**Description:** The sender granted Service Access Point (SAP) units for this circuit and the SAP was decremented to a value less than zero. This is a protocol violation and the router took the circuit down.

DLS.354**Level:** UI-ERROR**Short Syntax:** DLS.354 DLS, Received increment window for *source_mac_address-> dest_mac_address, sap source_sap-> dest_sap* when window equal maximum size**Long Syntax:** DLS.354 DLS, Received increment window for *source_mac_address-> dest_mac_address, sap source_sap-> dest_sap* when window equal maximum size**Description:** DLSw received an increment window operator while the window size is equal to the maximum size.

DLS.355**Level:** UI-ERROR**Short Syntax:** DLS.355 DLS, Received decrement window for *source_mac_address->dest_mac_address*, sap *source_sap->dest_sap* when window size equal 1**Long Syntax:** DLS.355 DLS, Received decrement window for *source_mac_address->dest_mac_address*, sap *source_sap->dest_sap* when window size equal 1**Description:** DLSw received a decrement window operator while the window size is equal to 1.

DLS.356**Level:** UI-ERROR**Short Syntax:** DLS.356 DLS, Received unrecognized flow control operator for *source_mac_address->dest_mac_address*, sap *source_sap->dest_sap***Long Syntax:** DLS.356 DLS, Received unrecognized flow control operator for *source_mac_address->dest_mac_address*, sap *source_sap->dest_sap***Description:** Received an unrecognized flow control operator.

DLS.357**Level:** C-INFO**Short Syntax:** DLS.357 DLS, FCIND *operator* recv'd for *source_mac_address->dest_mac_address*, sap *source_sap->dest_sap* tx_grant= *txgrant* tx_window= *txwindow***Long Syntax:** DLS.357 DLS, FCIND *operator* recv'd for *source_mac_address->dest_mac_address*, sap *source_sap->dest_sap* tx_grant= *txgrant* tx_window= *txwindow***Description:** The router received an Isolated Flow Control Message (IFCM) or piggybacked flow control indication Switch to Switch Protocol (SSP) message.

DLS.358**Level:** UI-ERROR**Short Syntax:** DLS.358 DLS, Unexpected flow control acknowledgement recv'd for *source_mac_address->dest_mac_address*, sap *source_sap->dest_sap***Long Syntax:** DLS.358 DLS, Unexpected flow control acknowledgement recv'd for *source_mac_address->dest_mac_address*, sap *source_sap->dest_sap***Description:** The router received an IFCM or piggybacked flow control acknowledgement in an invalid state.

DLS.359**Level:** C-INFO**Short Syntax:** DLS.359 DLS, SSP msg IFCM *operator* sent over TCP connection to *ip_address* for *source_mac_address->dest_mac_address*, sap *source_sap->dest_sap***Long Syntax:** DLS.359 DLS, DLS forwarder sent an IFCM SSP message *operator* over TCP connection to *ip_address* for *source_mac_address->dest_mac_address*, sap *source_sap->dest_sap***Description:** The DLS forwarder sent a Switch to Switch Protocol (SSP) message of IFCM.

DLS.360**Level:** UI-ERROR**Short Syntax:** DLS.360 DLS, Receiver detected granted units exceeded for *source_mac_address-> dest_mac_address, sap source_sap-> dest_sap***Long Syntax:** DLS.360 DLS, Receiver detected granted units exceeded for *source_mac_address-> dest_mac_address, sap source_sap-> dest_sap***Description:** The router received an SSP_INFOFRAME or SSP_DGRMFRAME that caused the granted units to be exceeded.

DLS.361**Level:** UI-ERROR**Short Syntax:** DLS.361 DLS, FACK expected before end of current window for *source_mac_address-> dest_mac_address, sap source_sap-> dest_sap***Long Syntax:** DLS.361 DLS, Receiver expected flow control ack before end of current window for *source_mac_address-> dest_mac_address, sap source_sap-> dest_sap***Description:** The receiver did not get flow control ack before the end of the current window.

DLS.362**Level:** UI-ERROR**Short Syntax:** DLS.362 DLS, Receiver attempted to increment window greater than maximum window size for *source_mac_address-> dest_mac_address, sap source_sap-> dest_sap***Long Syntax:** DLS.362 DLS, Receiver attempted to increment window greater than maximum window size for *source_mac_address-> dest_mac_address, sap source_sap-> dest_sap***Description:** The receiver attempted to increment the window beyond the maximum window size.

DLS.363**Level:** C-INFO**Short Syntax:** DLS.363 DLS, Receiver attempted to decrement window less than minimum window size for *source_mac_address-> dest_mac_address, sap source_sap-> dest_sap***Long Syntax:** DLS.363 DLS, Receiver attempted to decrement window less than minimum window size for *source_mac_address-> dest_mac_address, sap source_sap-> dest_sap***Description:** The receiver attempted to decrement the window beyond the minimum window size.

DLS.364**Level:** C-INFO**Short Syntax:** DLS.364 DLS, MAC cache hit, selecting *ip_address* for *source_mac_address-> dest_mac_address, sap source_sap-> dest_sap***Long Syntax:** DLS.364 DLS, MAC cache hit, selecting *ip_address* for *source_mac_address-> dest_mac_address, sap source_sap-> dest_sap***Description:** DLSw found an entry in the MAC cache for the target MAC address of this circuit. The router selected the partner with the indicated IP address for this circuit.

DLS.365**Level:** C-INFO**Short Syntax:** DLS.365 DLS, MAC expl already outstd, queue exp req for *source_mac_address-> dest_mac_address, sap source_sap-> dest_sap***Long Syntax:** DLS.365 DLS, MAC explorer already outstanding, queueing the explorer request for *source_mac_address-> dest_mac_address, sap source_sap-> dest_sap***Description:** DLSw found an entry in the MAC cache for the target MAC address of this circuit with an explorer already outstanding. The router queued this MAC explorer request and will process it when the outstanding explorer completes.

DLS.366**Level:** UI-ERROR**Short Syntax:** DLS.366 DLS, No mem to create exp CB for *source_mac_address-> dest_mac_address, sap source_sap-> dest_sap***Long Syntax:** DLS.366 DLS, No memory to create explorer control block for *source_mac_address-> dest_mac_address, sap source_sap-> dest_sap***Description:** Due to a memory shortage condition, DLSw could not create an explorer control block for the specified circuit. The exploration fails and the router does not start a circuit.

DLS.367**Level:** C-INFO**Short Syntax:** DLS.367 DLS, Creating new MAC cache entry for *target_mac_address***Long Syntax:** DLS.367 DLS, Creating new MAC cache entry for *target_mac_address***Description:** The router creates a new cache entry for the specified target MAC address.

DLS.368**Level:** C-INFO**Short Syntax:** DLS.368 DLS, Explorer priority wait timer expired for *target_mac_address***Long Syntax:** DLS.368 DLS, Explorer priority wait timer expired for *target_mac_address***Description:** The priority wait timer expired for the specified target MAC address. The router is now attempting to satisfy the explorer request with the known DLSw partners that can reach this MAC address.

DLS.369**Level:** C-INFO**Short Syntax:** DLS.369 DLS, MAC explorer satisfied for *source_mac_address-> dest_mac_address, sap source_sap-> dest_sap***Long Syntax:** DLS.369 DLS, MAC explorer satisfied for *source_mac_address-> dest_mac_address, sap source_sap-> dest_sap***Description:** DLS found a partner DLSw router that satisfies the explorer for this circuit.

DLS.370**Level:** C-INFO**Short Syntax:** DLS.370 DLS, ICANREACH-ex timer expired for *target_mac_address***Long Syntax:** DLS.370 DLS, ICANREACH-ex timer expired for *target_mac_address***Description:** The ICANREACH-ex timer expired for the specified target MAC address. The router is now attempting to satisfy the explorer request with the known DLSw partners that can reach this MAC address.

DLS.371**Level:** C-INFO**Short Syntax:** DLS.371 DLS, MAC explorer failed for *source_mac_address->dest_mac_address, sap source_sap-> dest_sap***Long Syntax:** DLS.371 DLS, MAC explorer failed for *source_mac_address->dest_mac_address, sap source_sap-> dest_sap***Description:** DLS failed to find a partner DLSw router that satisfies the MAC explorer for this circuit.

DLS.372**Level:** C-INFO**Short Syntax:** DLS.372 DLS, Reslvd tmr exp, tgt MAC expl failed for *source_mac_address-> dest_mac_address, sap source_sap-> dest_sap***Long Syntax:** DLS.372 DLS, Resolved timer expired, target MAC explorer failed for *source_mac_address-> dest_mac_address, sap source_sap-> dest_sap***Description:** The target MAC explorer resolved timer expired without receiving a DLC_RESOLVED from any of the DLCs for the specified circuit. The target MAC address explorer failed.

DLS.373**Level:** C-INFO**Short Syntax:** DLS.373 DLS, CANUREACH-ex rcvd while exploring for *source_mac_address-> dest_mac_address, sap source_sap-> dest_sap***Long Syntax:** DLS.373 DLS, CANUREACH-ex received while exploring for *source_mac_address-> dest_mac_address, sap source_sap-> dest_sap***Description:** The router received a CANUREACH-ex while it was already processing a previous CANUREACH-ex. The router ignored this new CANUREACH-ex request.

DLS.374**Level:** UI-ERROR**Short Syntax:** DLS.374 DLS, No mem to create tgt exp CB for *source_mac_address->dest_mac_address, sap source_sap-> dest_sap***Long Syntax:** DLS.374 DLS, No memory to create target explorer control block for *source_mac_address-> dest_mac_address, sap source_sap-> dest_sap***Description:** DLS could not create a target explorer control block for the specified circuit due to a memory shortage condition. The exploration fails and the router does not start a circuit.

DLS.375**Level:** C-INFO**Short Syntax:** DLS.375 DLS, DLC_RESOLVED not processed, CB not found
*source_mac_address-> dest_mac_address, sap source_sap-> dest_sap***Long Syntax:** DLS.375 DLS, DLC_RESOLVED not processed, CB not found
*source_mac_address-> dest_mac_address, sap source_sap-> dest_sap***Description:** A DLC sent DLC_RESOLVED. The router could not process the DLC_RESOLVED because the router could not find the corresponding control block. This may occur if the resolved timer already expired, or a DLC_RESOLVED from a different DLC already satisfied the target MAC address explorer.

DLS.376**Level:** C-INFO**Short Syntax:** DLS.376 DLS, ICANREACH-ex to *ip_address* sent for
*source_mac_address-> dest_mac_address, sap source_sap-> dest_sap lfsizelargest_frame_size***Long Syntax:** DLS.376 DLS, ICANREACH-ex to *ip_address* sent for
*source_mac_address-> dest_mac_address, sap source_sap-> dest_sap lfsizelargest_frame_size***Description:** DLSw successfully sent out an ICANREACH_ex SSP message over TCP or UDP to its DLSw peer.

DLS.377**Level:** C-INFO**Short Syntax:** DLS.377 DLS, Deleting MAC cache entry for *target_mac_address***Long Syntax:** DLS.377 DLS, Deleting MAC cache entry for *target_mac_address***Description:** The router deleted the MAC cache entry for the specified address.

DLS.378**Level:** C-INFO**Short Syntax:** DLS.378 *intfmod*, event *eventname* received for *source_mac_address-> dest_mac_address, sap source_sap-> dest_sap***Long Syntax:** DLS.378 *intfmod*, event *eventname* received for *source_mac_address-> dest_mac_address, sap source_sap-> dest_sap***Description:** LLC or APPN interface module for the DLS received a DLC_RESOLVE event from DLS.

DLS.379**Level:** UI-ERROR**Short Syntax:** DLS.379 LLC, FAILED pas opn stn, invld sapcb, dst= *Destination*,src= *Source*,dsap= *Dsap*,ssap= *Ssap***Long Syntax:** DLS.379 LLC, FAILED passive open station, invalid sapcb, dst= *Destination*,src= *Source*,dsap= *Dsap*,ssap= *Ssap***Description:** Passive open of station for LLC data link services failed because the SAP to open the station is invalid.

DLS.380**Level:** UI-ERROR**Short Syntax:** DLS.380 LLC, FAILED pass open stn, No memory, dst= *Destination*,src= *Source*,dsap= *Dsap*,ssap= *Ssap***Long Syntax:** DLS.380 LLC, FAILED passive open stn, No memory, dst= *Destination*,src= *Source*,dsap= *Dsap*,ssap= *Ssap***Description:** Passive open of station for LLC data link services failed because there is no memory available to create a control block to manage the connection.

DLS.381**Level:** UI-ERROR**Short Syntax:** DLS.381 LLC, FAILED pass open stn, rsn= *Reason*, dst= *Destination*,src= *Source*,dsap= *Dsap*,ssap= *Ssap***Long Syntax:** DLS.381 LLC, FAILED passive open stn, rsn= *Reason*, dst= *Destination*,src= *Source*,dsap= *Dsap*,ssap= *Ssap***Description:** Passive open of station for LLC data link services failed due to some problems within LLC. The reason code is indicative of the specific problem.

DLS.382**Level:** C-INFO**Short Syntax:** DLS.382 *intfmod*, event *eventname* received for *source_mac_address*-> *dest_mac_address*, sap *source_sap*-> *dest_sap***Long Syntax:** DLS.382 *intfmod*, event *eventname* received for *source_mac_address*-> *dest_mac_address*, sap *source_sap*-> *dest_sap***Description:** LLC or APPN interface module for the DLS received a DLC_CS_CONFIRM event from DLS.

DLS.383**Level:** C-INFO**Short Syntax:** DLS.383 *intfmod*, event *eventname* rcvd drng exp for *source_mac_address*-> *dest_mac_address*, sap *source_sap*-> *dest_sap***Long Syntax:** DLS.383 *intfmod*, event *eventname* received during exploration for *source_mac_address*-> *dest_mac_address*, sap *source_sap*-> *dest_sap***Description:** LLC or APPN interface module for the DLS received a DLC_HALT_NOACK event from DLS during exploration.

DLS.384**Level:** C-INFO**Short Syntax:** DLS.384 *intfmod*, event *eventname* rcvd drg tgt exp for *source_mac_address*-> *dest_mac_address*, sap *source_sap*-> *dest_sap***Long Syntax:** DLS.384 *intfmod*, event *eventname* received during target exploration for *source_mac_address*-> *dest_mac_address*, sap *source_sap*-> *dest_sap***Description:** LLC or APPN interface module for the DLS received a DLC_HALT_NOACK event from DLS during target side exploration.

DLS.385**Level:** C-INFO**Short Syntax:** DLS.385 *intfmod*, event *eventname* received for *source_mac_address->dest_mac_address*, *sap source_sap-> dest_sap***Long Syntax:** DLS.385 *intfmod*, event *eventname* received for *source_mac_address->dest_mac_address*, *sap source_sap-> dest_sap***Description:** LLC or APPN interface module for the DLS received a DLC_HALT_NOACK event from DLS.

DLS.386**Level:** UI-ERROR**Short Syntax:** DLS.386 *intfmod*, No mem to create LLC/APPN exp CB for *source_mac_address-> dest_mac_address*, *sap source_sap-> dest_sap***Long Syntax:** DLS.386 *intfmod*, No memory to create LLC/APPN explorer control block for *source_mac_address-> dest_mac_address*, *sap source_sap-> dest_sap***Description:** Due to a memory shortage condition, LLCIM or APPNIM could not create an explorer control block for the specified circuit. The exploration fails and the router does not start a circuit.

DLS.387**Level:** C-INFO**Short Syntax:** DLS.387 LLC, Receivd passive open SABME for *source_mac_address->dest_mac_address*, *sap source_sap-> dest_sap***Long Syntax:** DLS.387 LLC, Receivd passive open SABME for *source_mac_address->dest_mac_address*, *sap source_sap-> dest_sap***Description:** The LLC Interface module for the DLS received a SABME for a station that the router had not opened. This causes a passive open for the LLC station.

DLS.388**Level:** UI-ERROR**Short Syntax:** DLS.388 *intfmod*, No mem to allocate LLC/APPN exp buffer for *source_mac_address-> dest_mac_address*, *sap source_sap-> dest_sap***Long Syntax:** DLS.388 *intfmod*, No memory to allocate LLC/APPN explorer buffer for *source_mac_address-> dest_mac_address*, *sap source_sap-> dest_sap***Description:** Due to a memory shortage condition, the LLC or APPN interface module could not allocate an explorer buffer for the specified circuit. The exploration fails and the router does not start a circuit.

DLS.389**Level:** UI-ERROR**Short Syntax:** DLS.389 *intfmod*, No mem to create LLC/APPN tgt exp CB for *source_mac_address-> dest_mac_address*, *sap source_sap-> dest_sap***Long Syntax:** DLS.389 *intfmod*, No memory to create LLC/APPN target explorer control block for *source_mac_address-> dest_mac_address*, *sap source_sap-> dest_sap***Description:** Due to a memory shortage condition, LLCIM or APPNIM could not create a target explorer control block for the specified circuit. The exploration fails and the router does not start a circuit.

DLS.390**Level:** C-INFO**Short Syntax:** DLS.390 LLC, opened stn passive, dst= *Destination*,src= *Source*,dsap= *Dsap*,ssap= *Ssap***Long Syntax:** DLS.390 LLC, opened stn passive, dst= *Destination*,src= *Source*,dsap= *Dsap*,ssap= *Ssap***Description:** Passive open of station for LLC data link services succeeded.

DLS.391**Level:** C-INFO**Short Syntax:** DLS.391 LLC, chgd tx wdw frm *old_tx_window* to *new_tx_window* for *source_mac_address*-> *dest_mac_address*, sap *source_sap*-> *dest_sap***Long Syntax:** DLS.391 LLC, Changed transmit window from *old_tx_window* to *new_tx_window* for *source_mac_address*-> *dest_mac_address*, sap *source_sap*-> *dest_sap***Description:** LLCIM has changed the transmit window to match the receive window requested in an XID-3 received from a PU 2.1 LLC end station.

DLS.392**Level:** UI-ERROR**Short Syntax:** DLS.392 LLC, cld nt chg tx wdw frm *old_tx_window* to *new_tx_window* ret= *return_code* for *source_mac_address*-> *dest_mac_address*, sap *source_sap*-> *dest_sap***Long Syntax:** DLS.392 LLC, Could not change transmit window from *old_tx_window* to *new_tx_window*, return = *return_code* for *source_mac_address*-> *dest_mac_address*, sap *source_sap*-> *dest_sap***Description:** LLCIM could not change the transmit window to match the window requested in an XID-3 received from a PU 2.1 LLC end station. The dl_open_station function call failed with the specified return_code.

DLS.393**Level:** C-INFO**Short Syntax:** DLS.393 Sent runtime Capex Request to *ip_address*.**Long Syntax:** DLS.393 A Runtime Capabilities Exchange Request has been sent to the DLSw neighbor at *ip_address*.**Description:** The router sent a runtime Capabilities Exchange Request message to the DLSw neighbor. This is the result of a change to the information that was initially exchanged.

DLS.394**Level:** UI-ERROR**Short Syntax:** DLS.394 Invalid interface number *interface* in Intf/SAP record with SAP *sap***Long Syntax:** DLS.394 Invalid interface number *interface* in Intf/SAP record with SAP *sap***Description:** DLSw detected an invalid configuration parameter at start-up time. The interface on which DLSw is to open an LLC SAP does not exist on the router. You should change the configuration and restart the router.

DLS.395**Level:** UI-ERROR**Short Syntax:** DLS.395 Invalid intf number *interface* for SDLC station record with link addr *link_address***Long Syntax:** DLS.395 Invalid intf number *interface* for SDLC station record with link addr *link_address***Description:** DLSw detected an invalid configuration parameter at start-up time. The interface specified for a DLSw SDLC link station either does not exist or is not of type SDLC. You should change the configuration and restart the router.

DLS.396**Level:** UI-ERROR**Short Syntax:** DLS.396 Invalid SAP number *sap* in Intf/SAP record for interface *interface***Long Syntax:** DLS.396 Invalid SAP number *sap* in Intf/SAP record for interface *interface***Description:** DLSw detected an invalid configuration parameter at start-up time. The SAP value that DLSw is to open on the specified interface is odd or outside the allowable range. Change the configuration and restart the router.

DLS.397**Level:** UI-ERROR**Short Syntax:** DLS.397 Invalid source SAP *sap* in SDLC record for intf *interface*, addr *link_address***Long Syntax:** DLS.397 Invalid source SAP *sap* in SDLC record for intf *interface*, addr *link_address***Description:** DLSw detected an invalid configuration parameter at start-up time. The source SAP for an SDLC link station is outside the allowable range. DLSw has not added this SDLC link station. You should change the configuration and restart the router.

DLS.398**Level:** UI-ERROR**Short Syntax:** DLS.398 Invalid TCP receive buffer size *buf_size* for a neighbor or group**Long Syntax:** DLS.398 Invalid TCP receive buffer size *buf_size* for a neighbor or group**Description:** DLSw detected an invalid configuration parameter at start-up time. The neighbor or group receive buffer size was outside the allowable range, but DLSw adjusted it to the nearest range limit and processed the configuration record anyway. Fix the configuration at some point by comparing with console information to isolate the problem and restart the router.

DLS.399**Level:** UI-ERROR**Short Syntax:** DLS.399 Invalid neighbor priority *priority_value* for neighbor or group record**Long Syntax:** DLS.399 Invalid neighbor priority *priority_value* for neighbor or group record**Description:** DLSw detected an invalid configuration parameter at start-up time. The neighbor priority value was outside the allowable range, but DLSw adjusted it to the nearest range limit and processed the configuration record anyway. Fix the configuration by comparing with console information to isolate the problem and restart the router.

DLS.400**Level:** UI-ERROR**Short Syntax:** DLS.400 Invalid priority wait timer *timer_value* (in tenth seconds)**Long Syntax:** DLS.400 Invalid priority wait timer *timer_value* (in tenth seconds)**Description:** DLSw detected an invalid configuration parameter at start-up time. The priority wait timer value was outside the allowable range, but DLSw adjusted it to the nearest range limit and will use the adjusted value. Fix the configuration and restart the router.

DLS.401**Level:** UI-ERROR**Short Syntax:** DLS.401 Invalid DLSw session priority *priority_value* for *protocol* DLSw sessions**Long Syntax:** DLS.401 Invalid DLSw session priority *priority_value* for *protocol* DLSw sessions**Description:** DLSw detected an invalid configuration parameter at start-up time. The session priority for either SNA or NetBIOS is out of range, but DLSw adjusted it to the nearest range limit and will use the adjusted value. Fix the configuration and restart the router.

DLS.402**Level:** UI-ERROR**Short Syntax:** DLS.402 Invalid session priority frame allocation value *frame_alloc_value***Long Syntax:** DLS.402 Invalid session priority frame allocation value *frame_alloc_value***Description:** DLSw detected an invalid configuration parameter at start-up time. The value for the number of frames to be sent at one of the four session priorities is out of range, but DLSw adjusted it to the nearest range limit and will use the adjusted value. Fix the configuration by comparing with console information to isolate the problem and restart the router.

DLS.403**Level:** UI-ERROR**Short Syntax:** DLS.403 Invalid NetBIOS MTU size *mtu_size***Long Syntax:** DLS.403 Invalid NetBIOS maximum transmission unit size *mtu_size***Description:** DLSw detected an invalid configuration parameter at start-up time. The NetBIOS MTU size is out of range, but DLSw adjusted it to the nearest range limit and will use the adjusted value. Fix the configuration and restart the router.

DLS.404**Level:** UI-ERROR**Short Syntax:** DLS.404 SNA SAP configured on interface *interface*, but not SAP 00**Long Syntax:** DLS.404 SNA SAP configured on interface *interface*, but not SAP 00**Description:** DLSw detected an invalid configuration condition at start-up time. One of the standard SNA SAPs (04, 08, or 0C) is open on an interface, but SAP 00 is not open on the same interface. Without SAP 00 open, SNA data link switching will not work. The router cannot establish circuits. If you did not intend to temporarily disable an interface for DLSw, fix the configuration by opening SAP 00, where needed, and restart the router.

DLS.405**Level:** UI-ERROR**Short Syntax:** DLS.405 Duplicate SDLC source MAC address *interface* detected**Long Syntax:** DLS.405 Duplicate SDLC source MAC address *interface* detected**Description:** DLSw detected an invalid configuration condition at start-up time. A DLSw SDLC source MAC address has been duplicated within the router, either on the same SDLC interface or on a different one. The router permits only one occurrence of a given source MAC address, and DLSw uses only the first one encountered. Fix the configuration and restart the router.

DLS.407**Level:** UI-ERROR**Short Syntax:** DLS.407 DLS, Receiver attempted to halve window below the minimum window size for *source_mac_address-> dest_mac_address*, *sap source_sap-> dest_sap***Long Syntax:** DLS.407 DLS, Receiver attempted to halve window below the minimum window size for *source_mac_address-> dest_mac_address*, *sap source_sap-> dest_sap***Description:** The receiver attempted to halve the window below the minimum window size.

DLS.408**Level:** C-INFO**Short Syntax:** DLS.408 DLS, FACK recv'd for *source_mac_address-> dest_mac_address*, *sap source_sap-> dest_sap* *rx_grant= rxgrant* *rx_window= rxwindow***Long Syntax:** DLS.408 DLS, FACK recv'd for *source_mac_address-> dest_mac_address*, *sap source_sap-> dest_sap* *rx_grant= rxgrant* *rx_window= rxwindow***Description:** The router received an IFCM ACK or piggybacked flow control acknowledgement SSP message.

DLS.409**Level:** C-INFO**Short Syntax:** DLS.409 DLS, (PacingQ) DGRMFRAME to *ip_address* sent for *source_mac_address-> dest_mac_address*, *sap source_sap-> dest_sap***Long Syntax:** DLS.409 DLS, (PacingQ) DGRMFRAME to *ip_address* sent for *source_mac_address-> dest_mac_address*, *sap source_sap-> dest_sap***Description:** DLS successfully sent out a DGRMFRAME SSP message from the PacingQ over TCP to its DLS peer.

DLS.410**Level:** C-INFO**Short Syntax:** DLS.410 DLS, (PacingQ) INFOFRAME to *ip_address* sent for *source_mac_address-> dest_mac_address*, *sap source_sap-> dest_sap***Long Syntax:** DLS.410 DLS, (PacingQ) INFOFRAME to *ip_address* sent for *source_mac_address-> dest_mac_address*, *sap source_sap-> dest_sap***Description:** DLS successfully sent out an INFOFRAME SSP message from the PacingQ over TCP to its DLS peer.

DLS.411**Level:** C-INFO**Short Syntax:** DLS.411 DLS, Pool status for *pool* pool is *pstatus***Long Syntax:** DLS.411 DLS, Pool status for *pool* pool is *pstatus***Description:** The router reported the status of a DLSw buffer pool.

DLS.412**Level:** UI-ERROR**Short Syntax:** DLS.412 DLS, Received invalid window operator *operator* for *source_mac_address-> dest_mac_address*, sap *source_sap-> dest_sap* after receiving RESET operator**Long Syntax:** DLS.412 DLS, Received invalid window operator *operator* for *source_mac_address-> dest_mac_address*, sap *source_sap-> dest_sap* after receiving RESET operator**Description:** The router received an invalid window operator after receiving a RESET operator.

DLS.413**Level:** C-INFO**Short Syntax:** DLS.413 DLS, Pacing task called to process *operator* for *source_mac_address-> dest_mac_address*, sap *source_sap-> dest_sap***Long Syntax:** DLS.413 DLS, Pacing task called to process *operator* for *source_mac_address-> dest_mac_address*, sap *source_sap-> dest_sap***Description:** The router called the pacing operator scheduler to process a scheduled pacing action.

DLS.414**Level:** C-INFO**Short Syntax:** DLS.414 DLS, Receiver *source_mac_address* FCIND for *dest_mac_address-> source_sap*, sap *dest_sap->***Long Syntax:** DLS.414 DLS, Receiver *source_mac_address* FCIND for *dest_mac_address-> source_sap*, sap *dest_sap->***Description:** The receiver side of the pacing circuit processed a request to withhold or permit a flow control indication.

DLS.415**Level:** C-INFO**Short Syntax:** DLS.415 DLS, SSP msg NETBIOS_NQ received from *ip_address* for *source_mac_address-> dest_mac_address*, sap *source_sap-> dest_sap***Long Syntax:** DLS.415 DLS forwarder received a SSP NETBIOS_NQ message over TCP connection to *ip_address* for *source_mac_address-> dest_mac_address*, sap *source_sap-> dest_sap***Description:** DLS forwarder received a Switch to Switch Protocol message of NETBIOS_NQ over TCP.

DLS.416**Level:** C-INFO**Short Syntax:** DLS.416 DLS, SSP msg NETBIOS_NR received from *ip_address* for *source_mac_address-> dest_mac_address*, sap *source_sap-> dest_sap***Long Syntax:** DLS.416 DLS forwarder received a SSP NETBIOS_NR message over TCP connection to *ip_address* for *source_mac_address-> dest_mac_address*, sap *source_sap-> dest_sap***Description:** DLS forwarder received a Switch to Switch Protocol message of NETBIOS_NR over TCP.

DLS.417**Level:** C-INFO**Short Syntax:** DLS.417 DLS, SSP msg NETBIOS_ANQ received from *ip_address* for *source_mac_address-> dest_mac_address*, sap *source_sap-> dest_sap***Long Syntax:** DLS.417 DLS forwarder received a SSP NETBIOS_ANQ message over TCP connection to *ip_address* for *source_mac_address-> dest_mac_address*, sap *source_sap-> dest_sap***Description:** DLS forwarder received a Switch to Switch Protocol message of NETBIOS_ANQ over TCP.

DLS.418**Level:** C-INFO**Short Syntax:** DLS.418 DLS, SSP msg NETBIOS_ANR received from *ip_address* for *source_mac_address-> dest_mac_address*, sap *source_sap-> dest_sap***Long Syntax:** DLS.418 DLS forwarder received a SSP NETBIOS_ANR message over TCP connection to *ip_address* for *source_mac_address-> dest_mac_address*, sap *source_sap-> dest_sap***Description:** DLS forwarder received a Switch to Switch Protocol message of NETBIOS_ANR over TCP.

DLS.419**Level:** C-INFO**Short Syntax:** DLS.419 DLS, NETBIOS_NQ to *ip_address* sent for *source_mac_address-> dest_mac_address*, sap *source_sap-> dest_sap* lfsize *largest_frame_size***Long Syntax:** DLS.419 DLS, NETBIOS_NQ to *ip_address* sent for *source_mac_address-> dest_mac_address*, sap *source_sap-> dest_sap* lfsize *largest_frame_size***Description:** DLS successfully sent out a NETBIOS_NQ SSP message over TCP to its DLS peer.

DLS.420**Level:** C-INFO**Short Syntax:** DLS.420 DLS, NETBIOS_NR to *ip_address* sent for *source_mac_address-> dest_mac_address*, sap *source_sap-> dest_sap* lfsize *largest_frame_size***Long Syntax:** DLS.420 DLS, NETBIOS_NR to *ip_address* sent for *source_mac_address-> dest_mac_address*, sap *source_sap-> dest_sap* lfsize *largest_frame_size***Description:** DLS successfully sent out a NETBIOS_NR SSP message over TCP to its DLS peer.

DLS.421**Level:** C-INFO**Short Syntax:** DLS.421 DLS, NETBIOS_ANQ to *ip_address* sent for *source_mac_address-> dest_mac_address*, *sap source_sap-> dest_sap***Long Syntax:** DLS.421 DLS, NETBIOS_ANQ to *ip_address* sent for *source_mac_address-> dest_mac_address*, *sap source_sap-> dest_sap***Description:** DLS successfully sent out a NETBIOS_ANQ SSP message over TCP to its DLS peer.

DLS.422**Level:** C-INFO**Short Syntax:** DLS.422 DLS, NETBIOS_ANR to *ip_address* sent for *source_mac_address-> dest_mac_address*, *sap source_sap-> dest_sap***Long Syntax:** DLS.422 DLS, NETBIOS_ANR to *ip_address* sent for *source_mac_address-> dest_mac_address*, *sap source_sap-> dest_sap***Description:** DLS successfully sent out a NETBIOS_ANR SSP message over TCP to its DLS peer.

DLS.423**Level:** UE-ERROR**Short Syntax:** DLS.423 no mem to init NetBIOS DLSw function**Long Syntax:** DLS.423 no memory to initialize NetBIOS DLSw function**Description:** There was not enough memory available to initialize the NetBIOS DLSw function. The router needs memory for a session control block and a UI traffic buffer pool.

DLS.424**Level:** C-INFO**Short Syntax:** DLS.424 NetBIOS NR frame rejected for *NBName* due to lower lfs**Long Syntax:** DLS.424 NetBIOS Name_Recognized frame for dest name *NBName* rejected because it lowered the largest frame size**Description:** The router received an SSP NETBIOS_NQ message earlier with the largest frame field. The message indicated that DLSw could not lower the largest frame size. The router discarded this corresponding Name_Recognized frame because it would have lowered the largest frame size.

DLS.425**Level:** UI-ERROR**Short Syntax:** DLS.425 NetBIOS SSP message received without reqd DLC header**Long Syntax:** DLS.425 NetBIOS SSP message received without the required DLC header**Description:** All NetBIOS SSP messages must have a DLC header. This SSP message did not have one, but the router will continue to process the frame. This indicates an RFC1795 compatibility problem.

DLS.426**Level:** C-INFO**Short Syntax:** DLS.426 DLS, Learning new NBName-IP assoc from *IPAddr* for *NBName***Long Syntax:** DLS.426 DLS, Learning new NBName-IP association from *IPAddr* for *NBName***Description:** DLS is learning a new NetBIOS name and IP association from an SSP message received from the peer DLS. This typically occurs during NETBIOS_NR message receipt time.

DLS.427**Level:** UI-ERROR**Short Syntax:** DLS.427 LLC, FAILED open NB stn, dst= *Destination*,src= *Source*,dsap= *Dsap*,ssap= *Ssap***Long Syntax:** DLS.427 LLC, FAILED open NetBIOS stn, dst= *Destination*,src= *Source*,dsap= *Dsap*,ssap= *Ssap***Description:** The opening of a NetBIOS station for LLC data link services failed due to some problems within LLC.

DLS.428**Level:** U-INFO**Short Syntax:** DLS.428 LLC, NetBIOS UI frame disc (pool cong) for *source_mac_address-> dest_mac_address*, sap *source_sap-> dest_sap***Long Syntax:** DLS.428 LLC, NetBIOS UI frame discarded (pool congested) for *source_mac_address-> dest_mac_address*, sap *source_sap-> dest_sap***Description:** The LCC interface module is discarding the NetBIOS UI frames it received from the LLC. The NetBIOS UI frame buffer pool is congested.

DLS.429**Level:** C-INFO**Short Syntax:** DLS.429 DLS, NetBIOS function is enabled**Long Syntax:** DLS.429 DLS, NetBIOS function is enabled**Description:** DLSw NetBIOS function is now enabled. This occurs whenever the NetBIOS SAP (0xf0) is enabled on at least one port.

DLS.430**Level:** C-INFO**Short Syntax:** DLS.430 DLS, NetBIOS function is disabled**Long Syntax:** DLS.430 DLS, NetBIOS function is disabled**Description:** DLSw NetBIOS function is now disabled. This occurs whenever the NetBIOS SAP (0xf0) is disabled on all ports.

DLS.431**Level:** C-INFO**Short Syntax:** DLS.431 DLS, Broadcast CANUREACH-ex unsuccessful for *source_mac_address-> dest_mac_address, sap source_sap-> dest_sap***Long Syntax:** DLS.431 DLS, Broadcast CANUREACH-ex unsuccessful for *source_mac_address-> dest_mac_address, sap source_sap-> dest_sap***Description:** The router could not send CANUREACH-ex to any DLSw partners. Either there are no DLSw partners with transport connections in the proper state, no DLSw partners that support circuits for the requested SAPs, or the router could not allocate buffers for sending the CANUREACH-ex.

DLS.432**Level:** C-INFO**Short Syntax:** DLS.432 *intfmod*, Src SAP not open, DLC_START_DL not proc for *source_mac_address-> dest_mac_address, sap source_sap-> dest_sap***Long Syntax:** DLS.432 *intfmod*, Source SAP not open, DLS_START_DL not processed for *source_mac_address-> dest_mac_address, sap source_sap-> dest_sap***Description:** The router could not process a DLC_START_DL request because the source SAP specified has not been opened on any network interfaces.

DLS.433**Level:** C-INFO**Short Syntax:** DLS.433 DLS, CANUREACH_ex to *ip_address* sent for *source_mac_address-> dest_mac_address, sap source_sap-> dest_sap* lfsize *largest_frame_size***Long Syntax:** DLS.433 DLS, CANUREACH_ex to *ip_address* sent for *source_mac_address-> dest_mac_address, sap source_sap-> dest_sap* lfsize *largest_frame_size***Description:** DLSw successfully sent out a CANUREACH_ex SSP message over TCP or UDP to its DLSw peer.

DLS.434**Level:** C-INFO**Short Syntax:** DLS.434 TCP, lstrn cplt from *ip_address*, closing existing conn**Long Syntax:** DLS.434 TCP, new connect request from neighbor *ip_address*, closing existing connection**Description:** A remote DLSw neighbor is attempting to connect. A TCP connection already exists with this neighbor. The old TCP connection will be torn down. This happens when a remote DLSw either restarts or a remote communications problem caused the remote DLSw to close the connection, but the local DLSw TCP connection has not yet detected it.

DLS.435**Level:** UE-ERROR**Short Syntax:** DLS.435 TCP, no mem for TCP listen**Long Syntax:** DLS.435 TCP, no memory to post a new TCP listen - will retry later**Description:** There is insufficient memory to post a new TCP listen. The router will attempt to post another TCP listen in 10 seconds. During this time, the router will not accept any new TCP connections until sufficient memory becomes available.

DLS.436**Level:** C-INFO**Short Syntax:** DLS.436 DLS, CANUREACH_cs to *ip_address* sent for *source_mac_address-> dest_mac_address*, sap *source_sap-> dest_sap* lfsize *largest_frame_size***Long Syntax:** DLS.436 DLS, CANUREACH_cs to *ip_address* sent for *source_mac_address-> dest_mac_address*, sap *source_sap-> dest_sap* lfsize *largest_frame_size***Description:** DLSw successfully sent out a CANUREACH_cs SSP message over TCP to its DLSw peer.

DLS.437**Level:** UE-ERROR**Short Syntax:** DLS.437 DLS, ICANREACH-cs rcvd with lfsize *frame_size*, less than req for *source_mac_address-> dest_mac_address*, sap *source_sap-> dest_sap***Long Syntax:** DLS.437 DLS, ICANREACH-cs received with lfsize *frame_size*, less than requested for *source_mac_address-> dest_mac_address*, sap *source_sap-> dest_sap***Description:** An ICANREACH-cs SSP message received from a DLSw neighbor contained an lfsize value less than what the router sent in the CANUREACH-cs. This is a DLSw protocol violation by the neighbor DLSw because the lfsize control flag was set in the CANUREACH-cs indicating that the neighbor should fail the circuit setup if it cannot establish a circuit with the lfsize the router requested in the CANUREACH-cs.

DLS.438**Level:** C-INFO**Short Syntax:** DLS.438 sdhc trans to sec/nego idle st for addr *link_address* nt *network ID***Long Syntax:** DLS.438 sdhc transition to secondary or negotiable idle state for address *link_address* net *network ID***Description:** The sdhc link station specified is transitioning to secondary or negotiable idle state.

DLS.439**Level:** UE-ERROR**Short Syntax:** DLS.439 unexp sdhc test cmd for addr *link_address* nt *network ID***Long Syntax:** DLS.439 unexpected sdhc test cmd for address *link_address* net *network ID***Description:** An unexpected test cmd frame was received from the sdhc link station specified.

DLS.440**Level:** C-INFO**Short Syntax:** DLS.440 nego sdhc pu 2 sta; lcl role set prim for addr *link_address* nt *network ID***Long Syntax:** DLS.440 negotiable pu 2 link being set primary for address *link_address* net *network ID***Description:** A PU 2 configured negotiable link is being overridden to a primary role.

DLS.441**Level:** UE-ERROR**Short Syntax:** DLS.441 unexp sdlc non-nxid rcv for pu 2 sec dev addr *link_address* nt *network ID***Long Syntax:** DLS.441 unexpected sdlc non-null xid rcv from primary for addr *link_address* net *network ID***Description:** An unexpected XID type was received for a secondary PU type 2 device from the primary sdlc link station specified.

DLS.442**Level:** C-INFO**Short Syntax:** DLS.442 conn ind rcvd from prim sdlc station addr *link_address* nt *network ID***Long Syntax:** DLS.442 connection indication received from primary sdlc station address *link_address* net *network ID***Description:** An indication that a primary SDLC link station sent a SNRM was received from the sdlc link station specified.

DLS.443**Level:** UE-ERROR**Short Syntax:** DLS.443 conn ind rcvd in invld state from sdlc sta to addr *link_address* nt *network ID***Long Syntax:** DLS.443 connection indication received in invalid state from sdlc station to address *link_address* net *network ID***Description:** An indication that an SDLC link station sent a SNRM in an invalid state was received from the sdlc link station specified.

DLS.444**Level:** UE-ERROR**Short Syntax:** DLS.444 unexp sdlc cs_confirm in state *state* for addr *link_address* nt *network ID***Long Syntax:** DLS.444 unexpected sdlc cs_confirm in state *state* for address *link_address* net *network ID***Description:** An unexpected cs_confirm event was received for the sdlc link station specified.

DLS.445**Level:** UE-ERROR**Short Syntax:** DLS.445 unexp xid rcv from DLS for sdlc pu 2 sec addr *link_address* nt *network ID***Long Syntax:** DLS.445 unexpected sdlc xid rcv from DLS for sdlc addr *link_address* net *network ID***Description:** An unexpected XID type was received for a secondary PU type 2 device from the DLS layer.

DLS.446**Level:** C-INFO**Short Syntax:** DLS.446 sdlc trans to sec null_xid_pend st for addr *link_address* nt *network ID***Long Syntax:** DLS.446 sdlc transition to secondary null_xid_pend state for address *link_address* net *network ID***Description:** The secondary sdlc link station specified is transitioning to SEC_NULL_XID_PENDING state, meaning that it is awaiting a response to a NULL XID that was sent.

DLS.447**Level:** C-INFO**Short Syntax:** DLS.447 sdlc trans to sec contact pnd st for addr *link_address* nt *network ID***Long Syntax:** DLS.447 sdlc transition to secondary contact pending state for address *link_address* net *network ID***Description:** The secondary sdlc link station specified is transitioning to secondary contact pending state.

DLS.448**Level:** UI-ERROR**Short Syntax:** DLS.448 unexp rtn code from sdlc dl conn rsp = *rtn_code* for addr *link_address* nt *network ID***Long Syntax:** DLS.448 unexpected return code from sdlc dl connect response = *rtn_code* for address *link_address* net *network ID***Description:** An attempt to send an sdlc connect response returned an unexpected return code from the DL.

DLS.449**Level:** UI-ERROR**Short Syntax:** DLS.449 unexp sdlc contacted_rcv in state *state* for addr *link_address* nt *network ID***Long Syntax:** DLS.449 unexpected sdlc contacted_rcv in state *state* for address *link_address* net *network ID***Description:** An unexpected contacted_rcv event was received for the sdlc link station specified.

DLS.450**Level:** U-INFO**Short Syntax:** DLS.450 SDLC, link role secondary, start_dl not honored, for *source_mac_address*-> *dest_mac_address*, sap *source_sap*-> *dest_sap***Long Syntax:** DLS.450 SDLC, link role secondary, start_dl not honored, for *source_mac_address*-> *dest_mac_address*, sap *source_sap*-> *dest_sap***Description:** A Start DL request from DLS to the SDLC interface module was not honored because the link role for the SDLC station was Secondary. This is not an error. This is due to the fact that SDLC is an unbalanced protocol that requires a secondary station to be polled by a primary before it can respond or initiate some action.

DLS.451**Level:** C-INFO**Short Syntax:** DLS.451 sdlc rcv NXID from DLS for addr *link_address* nt *network ID*; dropped**Long Syntax:** DLS.451 sdlc secondary rcv a NXID from DLS in *sec_nxid_pend* state for address *link_address* net *network ID***Description:** The secondary SDLC circuit initiation logic has received and ignored a Null XID from the neighbor router when it was expecting an XID0 (internal state *sec_nxid_pend*). The Null XID is ignored, and the XID0 is expected to follow.

DLS.452**Level:** C-INFO**Short Syntax:** DLS.452 nego sdlc pu 5 sta; lcl role set prim for addr *link_address* nt *network ID***Long Syntax:** DLS.452 negotiable pu 5 link being set secondary for address *link_address* net *network ID***Description:** A PU 5 configured negotiable link is being overridden to a secondary role.

DLS.454**Level:** UE-ERROR**Short Syntax:** DLS.454 DLSw disabled no mem for appnim struct**Long Syntax:** DLS.454 DLSw forwarder disabled no memory for appnim structures**Description:** The Data Link Switching forwarder has been disabled because there was not enough memory to create necessary appnim data structures.

DLS.455**Level:** C-INFO**Short Syntax:** DLS.455 DLSw, Created a new transport record for neighbor *ip_address***Long Syntax:** DLS.455 DLSw, A new Transport record was created successfully for a previously unknown Neighbor at IP address *ip_address***Description:** DLSw allocated a new control block for a neighbor that was previously unknown. This neighbor was learned either from group exploration or from console definition.

DLS.456**Level:** C-INFO**Short Syntax:** DLS.456 DLSw, Looping back LOCAL-CONVERSION CONNECTION data!**Long Syntax:** DLS.456 DLSw data being sent via TCP is to be looped back to this same router**Description:** DLSw, A local connection transport has attempted to send data over a TCP connection which has a destination IP address of the same router. The data will bypass TCP and be looped back to DLSw. This is a normal message for local in-box SDLC configurations.

DLS.457**Level:** C-INFO**Short Syntax:** DLS.457 DLSw, Deleted transport record for Neighbor *ip_address***Long Syntax:** DLS.457 DLSw, A Transport record was deleted successfully for a Neighbor at IP address *ip_address***Description:** DLSw deleted a tran_man entry for a Neighbor which was previously known. It will have deleted due to a lost TCP connection for a Dynamic Neighbor or specific deletion at the console.

DLS.458**Level:** C-INFO**Short Syntax:** DLS.458 TCP connection to Neighbor *ip_address* has closed!**Long Syntax:** DLS.458 The TCP connection to the Neighbor at IP address *ip_address* has closed**Description:** DLSw has had a TCP connection to a Neighbor close. This will either be due to the foreign host dropping the connection or a lost connection. It may also be due to the expiration of the Inactivity Neighbor Termination Timer when a TCP connection has become Idle.

DLS.459**Level:** C-INFO**Short Syntax:** DLS.459 DLSw, Adding a Dynamic transport record for Neighbor *ip_address***Long Syntax:** DLS.459 DLSw, A new Dynamic Transport record was added successfully for a previously unknown Neighbor at IP address *ip_address***Description:** DLSw allocated a new Dynamic Transport entry for a Neighbor which was previously unknown. It will have been learned from a TCP connection initiation when Dynamic Neighbors is Enabled. It will be configured with the Dynamic Neighbor TCP parameters.

DLS.460**Level:** C-INFO**Short Syntax:** DLS.460 Sent Unicast Capex Request to *ip_address***Long Syntax:** DLS.460 A Unicast Capabilities Exchange Request has been sent to the DLSw neighbor at *ip_address***Description:** The DLSw UDP Interface module has sent a Unicast Capabilities Exchange Request message to the DLSw neighbor. This is the result of a desire to exchange information with the neighbor without establishing a TCP connection. Passive Neighbors and Passive Group members will send this message.

DLS.461**Level:** C-INFO**Short Syntax:** DLS.461 Received Unicast Capex Request from *ip_address***Long Syntax:** DLS.461 A Unicast Capabilities Exchange Request has been received from the DLSw neighbor at *ip_address***Description:** The DLSw UDP Interface module received a Unicast Capabilities Exchange message from a DLSw neighbor. The parsing module determined that the message type is a Request.

DLS.462**Level:** C-INFO**Short Syntax:** DLS.462 Sent Unicast Capex Response to *ip_address***Long Syntax:** DLS.462 A Unicast Capabilities Exchange Response has been sent to the DLSw neighbor at *ip_address***Description:** The DLSw UDP Interface module has sent a Unicast Capabilities Exchange Response message to a DLSw neighbor. This is in response to a Unicast Capabilities Exchange Request.

DLS.463**Level:** C-INFO**Short Syntax:** DLS.463 Received Unicast Capex Response from *ip_address***Long Syntax:** DLS.463 A Unicast Capabilities Exchange Response has been received from the DLSw neighbor at *ip_address***Description:** The DLSw UDP Interface module received a Unicast Capabilities Exchange message from a DLSw neighbor. The parsing module determined that the message type is a Response.

DLS.464**Level:** C-INFO**Short Syntax:** DLS.464 ICANREACH-ex rcvd *source_mac_address-> dest_mac_address, sap source_sap-> dest_sap lfsize largest_frame_size***Long Syntax:** DLS.464 ICANREACH-ex received for *source_mac_address-> dest_mac_address, sap source_sap-> dest_sap lfsize largest_frame_size***Description:** DLS has received a ICANREACH-ex for the specified circuit.

DLS.465**Level:** UE-ERROR**Short Syntax:** DLS.465 DLSw disabled no mem for group struct**Long Syntax:** DLS.465 DLSw forwarder disabled no memory for group protocol structures**Description:** The Data Link Switching forwarder has been disabled because there was not enough memory to create necessary group protocol data structures.

DLS.466**Level:** C-INFO**Short Syntax:** DLS.466 DLS, udpim did not create transport control block for *ip_address***Long Syntax:** DLS.466 DLS, udpim did not create transport control block for *ip_address***Description:** DLS udpim module did not create a transport control block for the incoming ip address. This could be due to a lack of memory or dynamic neighbors being disabled.

DLS.467**Level:** C-INFO**Short Syntax:** DLS.467 DLS, udpim received an invalid unicast/multicast packet from *ip_address***Long Syntax:** DLS.467 DLS, udpim received an invalid unicast/multicast packet from *ip_address***Description:** DLS udpim module receive an invalid unicast or multicast packet from the incoming ip address. The packet was discarded.

DLS.468**Level:** C-INFO**Short Syntax:** DLS.468 DLS, udpim attempted to send an invalid unicast/multicast packet**Long Syntax:** DLS.468 DLS, udpim attempted to send an invalid unicast/multicast packet**Description:** DLS udpim module attempted to send an invalid unicast or multicast packet. The packet was discarded.

DLS.469**Level:** UI-ERROR**Short Syntax:** DLS.469 QLLC config error: *error_msg***Long Syntax:** DLS.469 QLLC configuration error: *error_msg***Description:** There is an error in DLSw QLLC configuration information, as indicated. DLSw has skipped any invalid information and continued. A user may correct the configuration and restart the router to clear this problem.

DLS.470**Level:** UI-ERROR**Short Syntax:** DLS.470 QLLC init error: *error_msg***Long Syntax:** DLS.470 QLLC initialization error: *error_msg***Description:** There is an error initializing DLSw QLLC support, as indicated. These are serious errors that usually require software service to correct.

DLS.471**Level:** C-INFO**Short Syntax:** DLS.471 QLLC, *event_id* for intf *interface result_msg***Long Syntax:** DLS.471 QLLC, *event_id* for interface *interface result_msg***Description:** An interface-level event occurred for the specified interface. In general, these are normal events that link and unlink DLSw to the underlying QLLC and X.25 protocol layers.

DLS.472**Level:** C-INFO**Short Syntax:** DLS.472 QLLC, *event_id* for *station_id* in state *state more_info***Long Syntax:** DLS.472 QLLC, *event_id* for *station_id* in state *state more_info***Description:** DLS passed the specified request to its QLLC interface module. It usually does this in response to a received SSP message from a DLSw partner, or in response to a DLS timer event.

DLS.473**Level:** C-INFO**Short Syntax:** DLS.473 QLLC, *event_id* for *station_id* in state *state more_info***Long Syntax:** DLS.473 QLLC, *event_id* for *station_id* in state *state more_info***Description:** QLLC passed the specified Indicate or Confirm to DLSw. Indicates are notifications of asynchronous events (usually the arrival of a packet to QLLC), and Confirms report the delayed success or failure of Requests that DLSw previously issued to QLLC.

DLS.474**Level:** C-INFO**Short Syntax:** DLS.474 QLLC, *event_id* for *station_id* in state *state more_info***Long Syntax:** DLS.474 QLLC, *event_id* for *station_id* in state *state more_info***Description:** DLSw passed the specified Request or Response to QLLC. Requests are commands asking for a service from QLLC, and Responses are DLSw's answer to an Indicate that QLLC previously gave to DLSw. Note that Requests are normally logged following the return of control to DLSw after issuing the command, so that the return code from QLLC can be included in the ELS message.

DLS.475**Level:** UE-ERROR**Short Syntax:** DLS.475 QLLC, *event_id* for *station_id* in unexp state *state more_info***Long Syntax:** DLS.475 QLLC, *event_id* for *station_id* in unexpected state *state more_info***Description:** The DLSw QLLC interface module has received an event notification from DLS or from QLLC in an unexpected state. This does not always interfere with successful operation, but if it does, contact service.

DLS.476**Level:** C-INFO**Short Syntax:** DLS.476 QLLC, Call Ind from net *interface* dte addr *dte_address***Long Syntax:** DLS.476 QLLC, Call Indicate from net *interface* dte address *dte_address***Description:** QLLC has received a Call Request packet from the network and is giving DLSw an opportunity to accept the call. This message should be followed by others indicating how DLSw responded.

DLS.477**Level:** C-INFO**Short Syntax:** DLS.477 QLLC, Call from net *interface* dte *dte_address* refused: *reason***Long Syntax:** DLS.477 QLLC, Call from net *interface* dte *dte_address* refused: *reason***Description:** QLLC is refusing an incoming call for the reason indicated. If DLSw is the intended recipient of the call, this may indicate a user configuration error. If some other QLLC user (e.g., APPN) is the intended recipient of the call, it is normal for DLSw to refuse the call.

DLS.478**Level:** C-INFO**Short Syntax:** DLS.478 QLLC, Call accept pend for net *interface* *dte dte_address*, *call_type***Long Syntax:** DLS.478 QLLC, Call accept pending for net *interface* *dte dte_address*, *call_type***Description:** QLLC is taking ownership of an incoming call, and is beginning to contact remote DLSw partners to search for the associated destination resource. If this search is successful, DLSw will later accept the call completely. The *call_type* parameter indicates whether this call is from a QLLC device configured to DLSw, or is dynamic.

DLS.479**Level:** UE-ERROR**Short Syntax:** DLS.479 QLLC, role conflict for *station_id*: *reason***Long Syntax:** DLS.479 QLLC, role conflict for *station_id*: *reason***Description:** An event has occurred indicating a QLLC link station role (primary or secondary) that is inconsistent with configured or previous discovered information. The exact conflict is described in the "reason" part of this message.

DLS.480**Level:** C-INFO**Short Syntax:** DLS.480 QLLC, *event_id* for *station_id* in state *state more_info***Long Syntax:** DLS.480 QLLC, *event_id* for *station_id* in state *state more_info***Description:** An internal event has occurred that is not covered by the description of other station-level messages. This is a normal event, and is described by the "event_id" part of this message.

DLS.481**Level:** UI-ERROR**Short Syntax:** DLS.481 QLLC, *event_id* for *station_id* in state *state more_info***Long Syntax:** DLS.481 QLLC, *event_id* for *station_id* in state *state more_info***Description:** An error event has occurred that is not covered by the description of other station-level messages. These are unusual events that may result in circuit establishment failure and need to be reported to service.

DLS.482**Level:** UE-ERROR**Short Syntax:** DLS.482 QLLC, no dest MAC/SAP defined for *station_id*, search aborted**Long Syntax:** DLS.482 QLLC, no destination MAC/SAP defined for *station_id*, search aborted**Description:** An event has occurred that normally would have caused DLSw to explore for and initiate a connection to the destination MAC/SAP defined for the QLLC station. Because the user has not configured a destination MAC/SAP pair, it is not possible to explore for that destination. The event is ignored.

DLS.483**Level:** C-INFO**Short Syntax:** DLS.483 QLLC, *event_id* rcvd for *source_mac_addr*-> *dest_mac_addr*, *sap source_sap*-> *dest_sap***Long Syntax:** DLS.483 QLLC, *event_id* received for *source_mac_addr*-> *dest_mac_addr*, *sap source_sap*-> *dest_sap***Description:** DLS passed the specified event to its QLLC interface module.

DLS.484**Level:** C-INFO**Short Syntax:** DLS.484 DLC, *station_id* mtu reduced *old_mtu* to *new_mtu* per rcvd *XID_xid_format***Long Syntax:** DLS.484 DLC, station *station_id* mtu reduced from *old_mtu* to *new_mtu* per received *XID_xid_format***Description:** DLSw has received a SNA XID from the specified station indicating that it cannot handle receiving frames of the configured MTU size. DLSw has therefore reduced the effective MTU size for this station. This message is common to the DLCs that DLSw supports; the station id indicates the DLC type involved.

DLS.485**Level:** UI-ERROR**Short Syntax:** DLS.485 QLLC, *station_id* automatically disabled by Register Req failure**Long Syntax:** DLS.485 QLLC, *station_id* automatically disabled by Register Req failure**Description:** DLSw has attempted to register a configured PVC with the X.25 stack, and X.25 has rejected this request. DLSw automatically disables its PVC definition so that this failure will not repeat forever. The probable causes of this problem are that the PVC is not configured in X.25, or it is configured but for a protocol other than DLS. The user should fix X.25 configuration and restart the router. The disabling of the PVC in DLSw will not survive the restart.

DLS.486**Level:** C-INFO**Short Syntax:** DLS.486 QLLC, XID FSM for *station_id*: *event_id* in *xid* state *old_state*, role *role*; action= *action*, new state= *new_state***Long Syntax:** DLS.486 QLLC, XID FSM for *station_id*: *event_id* in *xid* state *old_state*, role *role*; action= *action*, new state= *new_state***Description:** The DLSw QLLC interface maintains an XID state machine to control XIDs flowing to and from DLS and the QLLC device. This message indicates that the FSM was called, and shows its inputs and outputs.

DLS.487**Level:** C-INFO**Short Syntax:** DLS.487 LLC, *frame_type* frame sent, *source_mac_address*-> *dest_mac_address*, *sap source_sap*-> *dest_sap***Long Syntax:** DLS.487 LLC, *frame_type* frame sent, *source_mac_address*-> *dest_mac_address*, *sap source_sap*-> *dest_sap***Description:** A TEST or XID frame was successfully sent to the Escon Channel.

DLS.488**Level:** UI-ERROR**Short Syntax:** DLS.488 No mem to create LLC address map for Escon Channel mac address *dest_mac_address***Long Syntax:** DLS.488 No mem to create LLC address map for Escon Channel mac address *dest_mac_address***Description:** Due to a memory shortage condition, LLCIM could not create an address map entry for the specified mac address. DLSw cannot forward traffic to the Escon Channel assigned this mac address.

DLS.489**Level:** C-INFO**Short Syntax:** DLS.489 LLC, *frame_type* frame send failed, *source_mac_address->dest_mac_address*, *sap source_sap-> dest_sap***Long Syntax:** DLS.489 LLC, *frame_type* frame send failed, *source_mac_address->dest_mac_address*, *sap source_sap-> dest_sap***Description:** LLC was unsuccessful sending a TEST or XID frame to the Escon Channel. This condition could be a result of incorrect DLSw and/or ESCON configuration.

DLS.490**Level:** UI-ERROR**Short Syntax:** DLS.490 DLS Dropping an unsupported SSP version packet received from *ip_addr!***Long Syntax:** DLS.490 DLS Dropping an unsupported SSP version packet received from *ip_addr!***Description:** An unsupported SSP version packet was received from a DLSw neighbor and dropped.

DLS.491**Level:** UE-ERROR**Short Syntax:** DLS.491 DLSw disabled no mem for MAC list struct**Long Syntax:** DLS.491 DLSw forwarder disabled no memory for MAC list structures**Description:** The Data Link Switching forwarder has been disabled because there was not enough memory to create necessary MAC list data structures.

DLS.492**Level:** UI-ERROR**Short Syntax:** DLS.492 DLS, FAILED to send DATAFRAME to *ip_address* for *source_mac_address-> dest_mac_address*, *sap source_sap-> dest_sap***Long Syntax:** DLS.492 DLS, FAILED to send DATAFRAME to *ip_address* for *source_mac_address-> dest_mac_address*, *sap source_sap-> dest_sap***Description:** Due to lack of buffers, a DATAFRAME SSP control message could not be sent out.

DLS.493**Level:** C-INFO**Short Syntax:** DLS.493 DLS, Broadcast DATAFRAME sent for *source_mac_address->dest_mac_address, sap source_sap-> dest_sap***Long Syntax:** DLS.493 DLS, Broadcast DATAFRAME sent for *source_mac_address->dest_mac_address, sap source_sap-> dest_sap***Description:** While processing UI-frame for a given destination, DLS sent out broadcast DATAFRAME via multicast UDP.

DLS.494**Level:** C-INFO**Short Syntax:** DLS.494 DLS, Broadcast DATAFRAME unsuccessful for *source_mac_address-> dest_mac_address, sap source_sap-> dest_sap***Long Syntax:** DLS.494 DLS, Broadcast DATAFRAME unsuccessful for *source_mac_address-> dest_mac_address, sap source_sap-> dest_sap***Description:** The router could not send DATAFRAME to any DLSw partners. Either there are no DLSw partners with transport connections in the proper state, no DLSw partners that support circuits for the requested SAPs, or the router could not allocate buffers for sending the DATAFRAME.

DLS.495**Level:** C-INFO**Short Syntax:** DLS.495 DLS, Broadcast NETBIOS_NQ_ex sent for *source_mac_address->dest_mac_address, sap source_sap-> dest_sap lfsize largest_frame_size***Long Syntax:** DLS.495 DLS, Broadcast NETBIOS_NQ_ex sent for *source_mac_address->dest_mac_address, sap source_sap-> dest_sap lfsize largest_frame_size***Description:** While processing UI-frame for a given destination, DLS sent out broadcast NETBIOS_NQ_ex via multicast UDP.

DLS.496**Level:** C-INFO**Short Syntax:** DLS.496 DLS, Broadcast NETBIOS_ANQ sent for *source_mac_address->dest_mac_address, sap source_sap-> dest_sap***Long Syntax:** DLS.496 DLS, Broadcast NETBIOS_ANQ sent for *source_mac_address->dest_mac_address, sap source_sap-> dest_sap***Description:** While processing UI-frame for a given destination, DLS sent out broadcast NETBIOS_ANQ via multicast UDP.

DLS.497**Level:** UE-ERROR**Short Syntax:** DLS.497 DLSw disabled no mem for circuit priority overrides**Long Syntax:** DLS.497 DLSw forwarder disabled no memory for circuit priority overrides**Description:** The Data Link Switching forwarder has been disabled because there was not enough memory to create necessary circuit priority override structures.

DLS.498

Level: UI-ERROR

Short Syntax: DLS.498 DLS, SSP msg rcvd from *ip_address*, msg_length too large, frame dropped

Long Syntax: DLS.498 DLS, SSP message received from *ip_address* has a msg_length greater than the largest packet size which can be processed. It has been dropped.

Description: DLS forwarder received a Switch to Switch Protocol message over TCP that had a message length greater than the largest packet size which can be processed. The frame has been dropped. The system-wide setting of PACKET-SIZE on the specified Neighbor should be reviewed.

DLS.499

Level: UI-ERROR

Short Syntax: DLS.499 DLSw SDLC link non-switched, SDLC link nt *network ID* switched

Long Syntax: DLS.499 DLSw SDLC link is configured at non-switched, but SDLC link net *network ID* is configured as switched

Description: DLSw detected an invalid configuration condition. A DLSw SDLC link station has been configured as non-switched. For the same interface, SDLC was configured as switched. Fix the configuration and restart the router.

DLS.500

Level: UI-ERROR

Short Syntax: DLS.500 DLSw SDLC link switched, SDLC link nt *network ID* non-switched

Long Syntax: DLS.500 DLSw SDLC link is configured at switched, but SDLC link net *network ID* is configured as non-switched

Description: DLSw detected an invalid configuration condition. A DLSw SDLC link station has been configured as switched. For the same interface, SDLC was configured as non-switched. Fix the configuration and restart the router.

Digital Network Architecture Phase IV (DN)

This chapter describes Digital Network Architecture Phase IV (DN) messages. For information on message content and how to use the message, refer to the Introduction.

DN.001

Level: UE-ERROR

Short Syntax: DN.001 event 4.0: Aged pkt loss; *source_area. source_node -> destination_area. destination_node*

Long Syntax: DN.001 event 4.0: Aged packet loss; packet from *source_area. source_node* to *destination_area. destination_node*

Description: A packet has had too many visits through routers going between the specified nodes. If return to sender was requested, the packet will be returned to the originator. Otherwise, it will be dropped.

Cause: The router's EXECUTOR MAXIMUM VISITS is too small.

Action: Increase EXECUTOR MAXIMUM VISITS to be larger the number of hops between the two most distant nodes in the network.

Cause: There is a temporary routing loop due to an unreachable node.

Action: Unless the problem is persistent, there should be no need for corrective action. Routing loops usually go away within a minute when a node goes down.

DN.002

Level: CE-ERROR

Short Syntax: DN.002 event 4.1: Node unreach pkt loss; *source_area. source_node -> destination_area. destination_node, cir number net network_name*

Long Syntax: DN.002 event 4.1: Node unreachable packet loss; packet from *source_area. source_node* to *destination_area. destination_node, circuit number network network_name*

Description: Packet was received on the specified network for unreachable destination. If return to sender was requested, the packet will be returned to the originator. Otherwise, it will be dropped.

Cause: The originator is attempting to contact a non-existent node.

Action: If the originator supplied a host address, it should be corrected. If the originator supplied a host name, the node name to the address translation may be out of date. Use the DEFINE NODE "name" ADDRESS command on the originating node to correct the permanent database.

Cause: There is no route to the destination node in the routing database.

Action: Do a SHOW ACTIVE NODES to see if the destination node is reachable. Check the circuit(s) that could be used to reach this node.

Cause: There is no route to the destination area in the routing database.

Action: Do a SHOW ACTIVE AREA to see if the area of the destination node is reachable. Check the circuit(s) that could be used to reach this area.

DN.003**Level:** UI-ERROR**Short Syntax:** DN.003 event 4.2: Node out-of-range pkt loss; *source_area*. *source_node* -> *destination_area*. *destination_node*, *cir number* net *network_name***Long Syntax:** DN.003 event 4.2: Node out-of-range packet loss; packet from *source_area*. *source_node* to *destination_area*. *destination_node*, *circuit number* network *network_name***Description:** Packet was received on the specified network for node address beyond EXECUTOR MAXIMUM ADDRESS. If return to sender was requested, the packet will be returned to the originator. Otherwise, it will be dropped.**Cause:** EXECUTOR MAXIMUM ADDRESS set too low.**Action:** Increase EXECUTOR MAXIMUM ADDRESS.**Cause:** Destination node's EXECUTOR NODE ADDRESS set too high.**Action:** Decrease destination node's EXECUTOR NODE ADDRESS.**Cause:** The originator is attempting to contact a non-existent node, which also has too high an address.**Action:** If the originator supplied a host address, it should be corrected. If the originator supplied a host name, the node name to address translation may be out of date. Use the DEFINE NODE "name" ADDRESS command on the originating node to correct the permanent database.

DN.004**Level:** UE-ERROR**Short Syntax:** DN.004 event 4.3: Ovsized pkt loss; *source_area*. *source_node* -> *destination_area*. *destination_node*, *cir number* net *network_name***Long Syntax:** DN.004 event 4.3: Oversized packet loss; packet from *source_area*. *source_node* to *destination_area*. *destination_node*, *circuit number* network *network_name***Description:** Packet was received that is larger than the blocksize of the output circuit chosen to the destination. The packet will be dropped.**Cause:** Originating host has a larger EXECUTOR BUFFER SIZE than the receiving host can accept.**Action:** Correct EXECUTOR BUFFER SIZE on originating host.**Cause:** Intervening circuit has too small a packet size.**Action:** Ensure that originating host's EXECUTOR BUFFER SIZE is smaller than the circuit with the lowest packet size. (Since Ethernet has the smallest blocksize, this is not likely.)

DN.005**Level:** UE-ERROR**Short Syntax:** DN.005 event 4.4: Pkt format err; data packet *source_area*. *source_node* -> *destination_area*. *destination_node*, *cir number* net *network_name***Long Syntax:** DN.005 event 4.4: Packet format error; long data packet from *source_area*. *source_node* to *destination_area*. *destination_node*, *circuit number* network *network_name***Description:** A Long Data Packet was received with invalid header data, on the specified circuit. The packet will be dropped.**Cause:** First 4 bytes of source or destination ID are not HIORD.**Action:** Correct programming error in sending node, or find source of data corruption.**Cause:** The reserved D-AREA or S-AREA fields of the long data packet are not zero.**Action:** Correct programming error in sending node, or find source of data corruption.

DN.006

Level: UE-ERROR

Short Syntax: DN.006 event 4.4: Pkt format err; endnode hello from *source_area*.
source_node, *cir number* net *network_name*

Long Syntax: DN.006 event 4.4: Packet format error; endnode hello message from
source_area. *source_node*, circuit *number* network *network_name*

Description: An Endnode Hello Message was received with invalid header data on the specified circuit. The packet will be dropped.

Cause: The node type in the IINFO field is not endnode, or the first 4 bytes of the ID field are not HIORD.

Action: Correct programming error in sending node, or find source of data corruption.

DN.007

Level: UE-ERROR

Short Syntax: DN.007 event 4.4: Pkt format err; lvl *router_level* route from *source_area*.
source_node, *cir number* net *network_name*

Long Syntax: DN.007 event 4.4: Packet format error; level *router_level* routing message
from *source_area*. *source_node* circuit *number* network *network_name*

Description: A Level 1 or 2 Routing Message was received with a formatting error within the routing data. The packet will be dropped. In the case of an error in the routing data, the data up to the error will be processed.

Cause: The packet ends with a SEGMENT that does not contain as many RTGINFO entries as the COUNT claims.

Action: Correct programming error in sending node, or find source of data corruption.

DN.008

Level: UE-ERROR

Short Syntax: DN.008 event 4.4: Pkt format err; short pkt from *source_area*. *source_node*,
cir number net *network_name*

Long Syntax: DN.008 event 4.4: Packet format error; packet too short from *source_area*.
source_node, circuit *number* network *network_name*

Description: A packet too short to contain its header was received. The packet will be dropped.

Cause: Long Data Packet less than 21 bytes long (excluding padding).

Cause: Endnode Hello Message less than 31 bytes long.

Cause: Endnode Hello Message not long enough to contain the test data indicated by the byte count in the test data.

Cause: Router Hello Message less than 27 bytes long.

Cause: Routing Message less than 6 bytes long.

Action: Correct programming error in sending node, or find source of data corruption.

DN.009**Level:** UE-ERROR**Short Syntax:** DN.009 event 4.4: Pkt format err; router hello from *source_area*.
source_node cir *number* net *network_name***Long Syntax:** DN.009 event 4.4: Packet format error; router hello message from
source_area. *source_node* circuit *number* network *network_name***Description:** A Router Hello Message was received with invalid header data. The packet will be dropped.**Cause:** The node type in the INFO field is not level 1 or 2 router, or the first 4 bytes of the ID field are not HIORD.**Action:** Correct programming error in sending node, or find source of data corruption.

DN.010**Level:** UE-ERROR**Short Syntax:** DN.010 event 4.4: Pkt format err; unkn typ, cir *number* net *network_name*,
hdr *first 21 bytes***Long Syntax:** DN.010 event 4.4: Packet format error; unknown type, circuit *number*
network *network_name*, header *first 21 bytes***Description:** A packet with an invalid or unsupported flags field was received. The first 21 bytes of the header are dumped.**Cause:** The first byte of the message is not one of Long Data Packet, Endnode Hello, Router Hello, Level 1 Routing, or Level 2 Routing.**Action:** Correct programming error in sending node, or find source of data corruption.

DN.012**Level:** UE-ERROR**Short Syntax:** DN.012 event 4.4: Pkt format err; vers skew, flags *FLAGS*, cir *number* net
*network_name***Long Syntax:** DN.012 event 4.4: Packet format error; version skew in long data packet,
flags *FLAGS*, circuit *number* network *network_name***Description:** A Long Format Data Packet was received with the version bit set in the flags field. The packet will be dropped.**Cause:** Programming error in sending node, or data corruption.

DN.013**Level:** CI-ERROR**Short Syntax:** DN.013 event 4.5: Part rting upd loss; area *area_number* from *source_area*.
source_node, cir *number* net *network_name***Long Syntax:** DN.013 event 4.5: Partial routing update loss; area *area_number* in level 2
routing message from *source_area*. *source_node*, circuit *number* network *network_name***Description:** A Level 2 Routing Message contained reachable routes to area(s) higher than this router's EXECUTOR MAXIMUM AREA. Only the highest reachable area will be logged. Routes to unreachable (infinite cost) areas are not complained about.**Cause:** This routers EXECUTOR MAXIMUM AREA is lower than the highest reachable area in the network.**Action:** Correct EXECUTOR MAXIMUM AREA, or change area number of offending area.

DN.014**Level:** CI-ERROR**Short Syntax:** DN.014 event 4.5: Partial routing update loss; node *node_number* from *source_area*. *source_node*, circuit *number* network *network_name***Long Syntax:** DN.014 event 4.5: Partial routing update loss; node *node_number* in level 1 routing message from *source_area*. *source_node*, circuit *number* network *network_name***Description:** A Level 1 Routing Message contained reachable routes to node(s) higher than this router's EXECUTOR MAXIMUM ADDRESS. Only the highest reachable node will be logged. Routes to unreachable (infinite cost) nodes are not complained about.**Cause:** This router's EXECUTOR MAXIMUM ADDRESS is lower than the highest reachable node in the network.**Action:** Correct EXECUTOR MAXIMUM ADDRESS, or change node number of offending node.

DN.015**Level:** UE-ERROR**Short Syntax:** DN.015 event 4.11: Init fail; inval data from *source_area*. *source_node* circuit *number* network *network_name***Long Syntax:** DN.015 event 4.11: Initialization failure, line fault; adjacent node listener received invalid data from node *source_area*. *source_node* circuit *number* network *network_name***Description:** The (optional) test data in an Endnode Hello Message was not valid, differing from the expected test pattern of 252 octal. The adjacency will not be accepted.**Cause:** Data corruption on network.

DN.016**Level:** UE-ERROR**Short Syntax:** DN.016 event 4.13: Init fail; endnode *source_area*. *source_node* out of range, circuit *number* network *network_name***Long Syntax:** DN.016 event 4.13: Initialization failure, operator initiated; adjacent endnode *source_area*. *source_node* out of range, circuit *number* network *network_name***Description:** An Endnode Hello Message was received from the specified node, but its node address exceeds the EXECUTOR MAXIMUM ADDRESS. No adjacency will be created.**Cause:** Endnode node address too high.**Action:** Correct endnode node address.**Cause:** Router's EXECUTOR MAXIMUM ADDRESS too low.**Action:** Increase router's EXECUTOR MAXIMUM ADDRESS.

DN.017**Level:** UE-ERROR**Short Syntax:** DN.017 event 4.13: Init fail; router *area*. *node* out of range, circuit *number* network *network_name***Long Syntax:** DN.017 event 4.13: Initialization failure, operator initiated; adjacent router *area*. *node* out of range, circuit *number* network *network_name***Description:** A Router Hello Message was received from the specified node, but there is a problem with its node address. The node address exceeds the EXECUTOR MAXIMUM

ADDRESS or the area address exceeds the EXECUTOR MAXIMUM AREA or the node or area number is zero. No adjacency will be created.

Cause: Source router's node address too high.

Action: Correct source router's node address.

Cause: This router's EXECUTOR MAXIMUM ADDRESS too low.

Action: Increase this router's EXECUTOR MAXIMUM ADDRESS.

Cause: Source router's area address too high.

Action: Correct source router's area address.

Cause: This router's EXECUTOR MAXIMUM AREA too low.

Action: Increase this router's EXECUTOR MAXIMUM AREA.

Cause: Remote router using node or area 0.

Action: Correct programming error on remote node.

DN.018

Level: UE-ERROR

Short Syntax: DN.018 event 4.13: Init fail; blk sz *size* too sm frm *area. node, cir number* net *network_name*

Long Syntax: DN.018 event 4.13: Initialization failure, operator initiated; adjacent node block size *size* too small from router *area. node, circuit number* network *network_name*

Description: A router hello is offering a blocksize that is too small to support area routing. The blocksize must be large enough to receive a Level 2 Routing Message with all 63 areas in it. The adjacency will be rejected.

Cause: Adjacent router has a block size less than 80.

Action: Correct block size on adjacent router.

Cause: Software error in adjacent router.

Action: Correct software error.

Cause: Line error causing data corruption.

Action: Examine network error counters.

DN.019

Level: UE-ERROR

Short Syntax: DN.019 event 4.13: Init fail; vers skew (*Version_number. ECO_number. user_ECO_number*) node *area. node, cir number* net *network_name*

Long Syntax: DN.019 event 4.13: Initialization failure; version skew (*Version_number. ECO_number. user_ECO_number*) node *area. node, cir number* net *network_name*

Description: A Router Hello Message was received with a Routing Layer version number lower than 2.0.0. No adjacency will be created. (Messages with version numbers exceeding 2.0.0 are dropped silently, per the DECnet specifications.)

Cause: Attempt to have adjacency with Phase III router.

Action: Adjacencies with Phase III routers are not supported, reconfigure network.

DN.020**Level:** U-INFO**Short Syntax:** DN.020 event 4.14: Node reach change; node *area. node* reachable**Long Syntax:** DN.020 event 4.14: Node reachability change; node *area. node* reachable**Description:** The specified node is now reachable, either due to an endnode adjacency with the node, or by being included in a Level 1 Routing Message.

DN.021**Level:** U-INFO**Short Syntax:** DN.021 event 4.14: Node reach change; node *area. node* unreachable**Long Syntax:** DN.021 event 4.14: Node reachability change; node *area. node* unreachable**Description:** The specified node is now unreachable.**Cause:** Circuit to the node down.**Action:** See if earlier message was circuit down (Event 5.0).**Cause:** Endnode adjacency down.**Action:** See if earlier message was adjacency down (Event 4.18). Could be due to node down, or due to failure of network connection on that machine.**Cause:** Intervening node down.**Action:** See if the necessary routers are reachable.**Cause:** Node down.**Action:** Verify whether node is up.**Cause:** Cost to node exceeds EXECUTOR MAXIMUM COST.**Action:** Verify that EXECUTOR MAXIMUM COST is large enough to span the network.**Cause:** Cost to node exceeds EXECUTOR MAXIMUM HOPS.**Action:** Verify that EXECUTOR MAXIMUM HOPS is large enough to span the network.

DN.022**Level:** C-INFO**Short Syntax:** DN.022 event 4.15: Adj up; new endnode *area. node cir number net network_name***Long Syntax:** DN.022 event 4.15: Adjacency up; new endnode *area. node circuit number network network_name***Description:** There is now an adjacency with the specified endnode on the specified network.**Cause:** Received valid endnode hello message.

DN.023**Level:** C-INFO**Short Syntax:** DN.023 event 4.15: Adj up; new router *area. node cir number net network_name***Long Syntax:** DN.023 event 4.15: Adjacency up; new router *area. node circuit number network network_name***Description:** There is now an adjacency with the specified router on one of the directly connected networks. Level 1 (and 2) Routing Messages will now be accepted from this node.

Cause: Received valid router hello message containing this router's node-id in the R/S-LIST.

DN.024

Level: UI-ERROR

Short Syntax: DN.024 event 4.16: Adj rej; table full for endnode *area*. *node*, *cir number* net *network_name*

Long Syntax: DN.024 event 4.16: Adjacency rejected; table too full for endnode *area*. *node*, *circuit number* network *network_name*

Description: An Endnode Hello Message has been received from a new endnode, but there are too many endnode adjacencies, and the table is full. No adjacency will be created until another endnode adjacency times out.

Cause: There are more than EXECUTOR MAXIMUM BROADCAST NONROUTERS endnodes with adjacencies to this router.

Action: Increase EXECUTOR MAXIMUM BROADCAST NONROUTERS.

DN.025

Level: UI-ERROR

Short Syntax: DN.025 event 4.16: Adj rej; table full for rtr *source*, *cir number* net *network_name*

Long Syntax: DN.025 event 4.16: Adjacency rejected; table too full for router *source*, *circuit number* network *network_name*

Description: A Router Hello Message has been received from a new router, but there are too many router adjacencies, and the table is full. No adjacency will be created until another router adjacency times out. No routes will be accepted from this router, since there is no adjacency.

Cause: There are more than EXECUTOR MAXIMUM BROADCAST ROUTERS endnodes with adjacencies to this router.

Action: Increase EXECUTOR MAXIMUM BROADCAST ROUTERS.

DN.026

Level: UI-ERROR

Short Syntax: DN.026 event 4.16: Adj rej; too many rtrs for node *source*, *cir number* net *network_name*

Long Syntax: DN.026 event 4.16: Adjacency rejected; too many routers for node *source*, *circuit number* network *network_name*

Description: A Router Hello Message has been received from a new router on the specified circuit, but there are too many router adjacencies on this circuit, and the table is full. No adjacency will be created until another router adjacency on this circuit times out. No routes will be accepted from this router, since there is no adjacency.

Cause: There are more than CIRCUIT MAXIMUM ROUTERS endnodes with adjacencies to this router.

Action: Increase CIRCUIT MAXIMUM ROUTERS.

DN.027**Level:** U-INFO**Short Syntax:** DN.027 event 4.17: Area reach change; area *area* reachable**Long Syntax:** DN.027 event 4.17: Area reachability change; area *area* reachable**Description:** The specified area is now reachable due to being included in a Level 2 Routing Message.

DN.028**Level:** U-INFO**Short Syntax:** DN.028 event 4.17: Area reach change; area *area* unreachable**Long Syntax:** DN.028 event 4.17: Area reachability change; area *area* unreachable**Description:** The specified area is now unreachable, due to a circuit going down, a router adjacency timing out, an endnode adjacency timing out, or by the cost to that node exceeding EXECUTOR MAXIMUM COST. A preceding message should indicate the cause.**Cause:** Circuit to the area down.**Action:** See if earlier message was circuit down (Event 5.0).**Cause:** Adjacent router down.**Action:** See if earlier message was adjacency down (Event 4.18) for the router to the area.**Cause:** Intervening router down.**Action:** See if the necessary routers are reachable.**Cause:** Cost to area exceeds EXECUTOR AREA MAXIMUM COST.**Action:** Verify that EXECUTOR AREA MAXIMUM COST is large enough to span the network.**Cause:** Hops to area exceeds EXECUTOR AREA MAXIMUM HOPS.**Action:** Verify that EXECUTOR AREA MAXIMUM HOPS is large enough to span the network.

DN.029**Level:** UE-ERROR**Short Syntax:** DN.029 event 4.18: Adj dwn; invalid data from *area*. *node* cir *number* net *network_name***Long Syntax:** DN.029 event 4.18: Adjacency down, line fault; adjacent node listener received invalid data from node *area*. *node* circuit *number* network *network_name***Description:** The (optional) test data in an Endnode Hello Message was not valid, differing from the expected test pattern of 252 octal. The adjacency will be taken down.**Cause:** Data corruption on network, or software error in remote node.

DN.030**Level:** UE-ERROR**Short Syntax:** DN.030 event 4.18: Adj dwn: node *area*. *node* chng to endnode, cir *number* net *network_name***Long Syntax:** DN.030 event 4.18: Adjacency down: node *area*. *node* changed to endnode, circuit *number* network *network_name***Description:** An Endnode Hello Message has been received from a node that had previously been a router adjacency. The existing router adjacency will be taken down, and an endnode adjacency created.

Cause: This would occur if the type of the of the adjacent node was changed quickly.

Action: Do not change node types without taking them down first.

Cause: Two nodes of different type at the same address.

Action: Ensure that node ID's are unique.

DN.031

Level: UE-ERROR

Short Syntax: DN.031 event 4.18: Adj dwn: router *area. node* chng type, cir *number* net *network_name*

Long Syntax: DN.031 event 4.18: Adjacency down: router *area. node* changed type, cir *number* net *network_name*

Description: A Router Hello Message has been received from a node whose existing adjacency was for the other type of router (level 1 versus level 2). The existing router adjacency will be taken down, and a new router adjacency created.

Cause: The type of the adjacent node was chnaged quickly.

Action: Do not change node types without taking them down first.

Cause: Two nodes of different type at the same address.

Action: Ensure that node ID's are unique.

DN.032

Level: C-INFO

Short Syntax: DN.032 event 4.18: Adj dwn; cir *number* net *network_name* down to node *area. node*

Long Syntax: DN.032 event 4.18: Adjacency down; circuit *number* network *network_name* down to node *area. node*

Description: The specified adjacency has gone down. All routes through this adjacency will be deleted.

Cause: The associated circuit has gone down.

Action: See if earlier message was circuit down (Event 5.0).

Cause: A Router Hello Message was received from a higher priority router.

Action: See if earlier message was adjacency reject (Event 4.16).

DN.033

Level: C-INFO

Short Syntax: DN.033 event 4.18: Adj dwn; node *area. node*, cir *number* net *network_name* timed out

Long Syntax: DN.033 event 4.18: Adjacency down; node *area. node*, circuit *number* network *network_name* timed out

Description: The specified adjacency has gone down because a Router Hello Message has not been heard from the adjacency for three times the hello time presented in the adjacency's Router Hello Message (the adjacency's CIRCUIT HELLO TIMER). All routes through this adjacency will be deleted.

Cause: Node down.

Action: Check status of node.

Cause: Node disconnected from network.

Action: Check circuit and line status on node.

DN.034**Level:** UE-ERROR**Short Syntax:** DN.034 event 4.18: Adj dwn; lvl 1 route from *area*. *node*, *cir number* net *network_name*, *cksum received_checksum*, *expct correct_checksum***Long Syntax:** DN.034 event 4.18: Adjacency down; lvl 1 route from *area*. *node*, circuit *number* network *network_name*, checksum *received_checksum*, expected *correct_checksum***Description:** A Level 1 Routing Message was received with an invalid checksum. The packet will be dropped, and the adjacency with the router will be taken down.**Cause:** Data corruption error.**Action:** Check network error counters.**Cause:** Programming error at remote node.**Action:** See if error is consistent from a particular node.

DN.035**Level:** UE-ERROR**Short Syntax:** DN.035 event 4.18: Adj dwn; lvl 2 route from *area*. *node*, *cir number* net *network_name*, *cksum received_checksum*, *expct correct_checksum***Long Syntax:** DN.035 event 4.18: Adjacency down; lvl 2 route from *area*. *node*, circuit *number* network *network_name*, checksum *received_checksum*, expected *correct_checksum***Description:** A Level 2 Routing Message was received with an invalid checksum. The packet will be dropped, and the adjacency with the router will be taken down.**Cause:** Data corruption error.**Action:** Check network error counters.**Cause:** Programming error at remote node.**Action:** See if error is consistent from a particular node.

DN.036**Level:** C-INFO**Short Syntax:** DN.036 event 4.19: Adj dwn: dropped by rtr *area*. *node*, *cir number* net *network_name***Long Syntax:** DN.036 event 4.19: Adjacency down, operator initiated: dropped by router *area*. *node*, circuit *number* network *network_name***Description:** A Router Hello Message has been received from a router that we have an adjacency with, but does not include our address in the router state list. The adjacency will be taken down, and will not come back up until our address is in the router state list.**Cause:** Adjacent router restarted.**Cause:** One-way communication. While this router can receive packets from the adjacent router, the adjacent router cannot receive packets from this router.**Action:** Ensure that there is two-way communication on the circuit.

DN.037**Level:** U-INFO**Short Syntax:** DN.037 event 5.0: Circ dwn; cir *number* net *network_name***Long Syntax:** DN.037 event 5.0: Circuit down; cir *number* net *network_name***Description:** A circuit has gone down. All adjacencies via this circuit will be taken down.**Cause:** Self-test failure.**Action:** Look for self-test error messages, check status of interface.**Cause:** Disabling circuit via CGWCON, by the SET CIRCUIT STATE OFF command, or by the SET EXECUTOR STATE OFF command.

DN.038**Level:** U-INFO**Short Syntax:** DN.038 event 5.0: Circ up; cir *number* net *network_name***Long Syntax:** DN.038 event 5.0: Circuit up; cir *number* net *network_name***Description:** A circuit has gone up, due either to enabling the circuit via CGWCON, due to a self-test success, by the NCP SET CIRCUIT STATE ON command, or by the NCP SET EXECUTOR STATE ON command. The router will start sending router hellos on the circuit.

DN.039**Level:** UI-ERROR**Short Syntax:** DN.039 event 5.14: Send fail; rsn *reason_code*, *source* -> *destination* cir *number* net *network_name***Long Syntax:** DN.039 event 5.14: Send failure on line; reason *reason_code*, packet from *source* to *destination* cir *number* net *network_name***Description:** The sending of a packet being forwarded failed. The *reason_code* is the internal error code for the failure.**Cause:** Miscellaneous handler error. (Reason code 1.)**Action:** Check for error messages from handler for *network_name*.**Cause:** Output queue overflow, or other flow control. (Reason code 2.)**Action:** Alleviate congestion.**Cause:** Network down. (Reason code 3.)**Action:** See why handler thinks network is down.**Cause:** Dropped by handler to avoid looping, or bad broadcast. (Reason code 4.)**Action:** Check configuration.**Cause:** Host down. (Reason code 5.)**Action:** See why handler thinks host is down.

DN.040**Level:** P-TRACE**Short Syntax:** DN.040 *source* -> *destination***Long Syntax:** DN.040 Forwarding packet from *source* to *destination***Description:** Forwarding a packet from one node to another.

DN.041**Level:** P-TRACE**Short Syntax:** DN.041 MOP Req ID pkt rcvd frm *MAC_address* cir *number* net *network_name***Long Syntax:** DN.041 MOP Request ID packet received from node *MAC_address* circuit *number* network *network_name***Description:** A DECnet Maintenance Operations Protocol MOP Request System ID packet was received from the specified node. A MOP System ID packet will be sent to the requester's address.

DN.042**Level:** P-TRACE**Short Syntax:** DN.042 MOP Sys ID pkt rcvd frm *MAC_address* cir *number* net *network_name***Long Syntax:** DN.042 MOP System ID packet received from node *MAC_address* circuit *number* network *network_name***Description:** A DECnet MOP System ID packet was received from the specified node.

DN.043**Level:** UE-ERROR**Short Syntax:** DN.043 MOP pkt rcvd unk opc *opcode* frm *MAC_address* cir *number* net *network_name***Long Syntax:** DN.043 MOP packet received unknown opcode *opcode* from node *MAC_address* cir *number* net *network_name***Description:** DECnet MOP (Maintenance Operations Protocol) packet received with unsupported opcode from specified node. The packet will be ignored.**Cause:** Programming error on remote node.**Cause:** Data corruption.

DN.045**Level:** UI-ERROR**Short Syntax:** DN.045 acc cnt bad rec, cir *number* net *network_name*, purge**Long Syntax:** DN.045 Access control bad SRAM record, circuit *number* network *network_name*, purge**Description:** There is a faulty access control record in the permanent database for this circuit.**Action:** Do a PURGE MODULE ACCESS CONTROL CIRCUIT.

DN.046**Level:** C-INFO**Short Syntax:** DN.046 acc cont fail *source* -> *destination* cir *number* net *network_name***Long Syntax:** DN.046 Access control failed, packet from *source* to *destination* circuit *number* network *network_name***Description:** A packet was not forwarded between the two hosts due to access control restrictions. If Request Return to Sender was set in the header, the packet will be returned to the sender, otherwise it will be dropped.**Cause:** User attempting to contact host is restricted by access control.

DN.047**Level:** C-INFO**Short Syntax:** DN.047 desig router chng frm *old_router* to *new_router*, cir *number* net *network_name***Long Syntax:** DN.047 Designated router changed from *old_router* to *new_router*, circuit *number* network *network_name***Description:** Designated router for this circuit has changed.**Cause:** New router adjacency with higher router priority on circuit, or same router priority and higher node address.

DN.048**Level:** C-INFO**Short Syntax:** DN.048 desig router *address* select, cir *number* net *network_name***Long Syntax:** DN.048 Designated router *address* selected, circuit *number* network *network_name***Description:** There is now a designated router for this circuit, where there had not been one before.

DN.049**Level:** P-TRACE**Short Syntax:** DN.049 endnode hello len *packet_length* from *node*, cir *number* net *network_name***Long Syntax:** DN.049 endnode hello length *packet_length* from *node*, circuit *number* network *network_name***Description:** Received endnode hello message from specified endnode.

DN.050**Level:** ALWAYS**Short Syntax:** DN.050 executor node address *area*. *node* exceeds MAX ADDRESS *max_address***Long Syntax:** DN.050 executor node address *area*. *node* exceeds EXECUTOR MAX ADDRESS *max_address***Description:** The EXECUTOR ADDRESS stored in the permanent database exceeds the EXECUTOR MAXIMUM ADDRESS stored in the permanent database. DECnet will be left off, but the database will be allocated.**Action:** Either correct EXECUTOR ADDRESS or EXECUTOR MAX ADDRESS.

DN.051**Level:** ALWAYS**Short Syntax:** DN.051 executor node address *area*. *node* exceeds MAX AREA *max_node***Long Syntax:** DN.051 executor node address *area*. *node* exceeds EXECUTOR MAX AREA *max_node***Description:** The area of the EXECUTOR ADDRESS stored in the permanent database exceeds the EXECUTOR MAXIMUM AREA stored in the permanent database. DECnet will be left off, but the database will be allocated.**Action:** Either correct EXECUTOR ADDRESS or EXECUTOR MAX AREA.

DN.053

Level: CI-ERROR

Short Syntax: DN.053 inp que ovflow data *source* -> *destination* cir *number* net *network_name*

Long Syntax: DN.053 Input queue overflow data packet from *source* to *destination* circuit *number* network *network_name*

Description: The DECnet input queue overflowed for incoming Long Format Data packet. The packet will be dropped.

Cause: Too much traffic for forwarder to forward.

Action: Adjust circuit costs to balance traffic between paths. Reconfigure network. Increase speed of router.

Cause: Inadquate buffer resources.

Action: Examine memory statistics in GWCON. More buffers can be made available by ensuring that DECnet configuration does not have excess adjacency memory allocated.

Action: Increase memory.

DN.054

Level: CI-ERROR

Short Syntax: DN.054 inp que ovflow multicast from *source* cir *number* net *network_name*

Long Syntax: DN.054 Input queue overflow multicast from *source* circuit *number* network *network_name*

Description: The DECnet input queue overflowed for incoming routing or hello multicast packet. The packet will be dropped.

Cause: Too much traffic for forwarder to forward.

Action: Adjust circuit costs to balance traffic between paths. Reconfigure network. Increase speed of router.

Cause: Inadequate buffer resources.

Action: Examine memory statistics in GWCON. More buffers can be made available by ensuring that DECnet configuration does not have excess adjacency memory allocated.

Action: Increase memory.

DN.055

Level: U-TRACE

Short Syntax: DN.055 l1 1 rte pkt from *source* ign, cir *number* net *network_name*, no adjacency

Long Syntax: DN.055 Level 1 routing message from *source* ignored, circuit *number* network *network_name*, no adjacency with router

Description: A Level 1 Routing Message was received from a router that does not have an active adjacency with this router. The routing packet will not be processed.

Cause: This will happen occasionally when the other router develops an adjacency with this router before this one does.

Action: No action needed unless message is persistent.

DN.056**Level:** P-TRACE**Short Syntax:** DN.056 lvl 1 rte pkt len *received_length* from *source*, cir *number* net *network_name***Long Syntax:** DN.056 Level 1 routing packet length *received_length* from *source*, circuit *number* network *network_name***Description:** A Level 1 Routing Message was received from the specified router.

DN.057**Level:** U-TRACE**Short Syntax:** DN.057 lvl 2 rte pkt from *source* ign, cir *number* net *network_name*, no adjacency**Long Syntax:** DN.057 Level 2 routing message from *source* ignored, circuit *number* network *network_name*, no adjacency with router**Description:** A Level 2 Routing Message was received from a router that does not have an active adjacency with this router. The routing packet will not be processed.**Cause:** This will happen occasionally when the other router develops an adjacency with this router before this one does.**Action:** No action needed unless message is persistent.**Cause:** Level 2 routing message sent by level 1 router.**Action:** Correct software error at sending router.

DN.058**Level:** P-TRACE**Short Syntax:** DN.058 lvl 2 rte pkt len *received_length* from *source*, cir *number* net *network_name***Long Syntax:** DN.058 Level 2 routing packet length *received_length* from *source*, circuit *number* network *network_name***Description:** A Level 2 Routing Message was received from the specified router.

DN.059**Level:** UI-ERROR**Short Syntax:** DN.059 no buffer for hello on cir *number* net *network_name***Long Syntax:** DN.059 No buffer to build hello packet to send on circuit *number* network *network_name***Description:** No packet buffer was available to construct and send a Router Hello Message.**Cause:** Severe packet buffer shortage.**Action:** Check memory statistics in GWCON to verify packet buffer level. If possible, make routing tables smaller. In DECnet, this is done by minimizing the number of adjacencies allowed. (Configure EXECUTOR MAXIMUM BROADCAST ROUTERS and EXECUTOR MAXIMUM BROADCAST NONROUTERS to minimum appropriate values.) If routing tables cannot be made smaller, increase memory size.**Cause:** Traffic peak using all available buffers.**Action:** This is the problem if this message occurs very infrequently.

DN.060**Level:** UI-ERROR**Short Syntax:** DN.060 no buffer for lvl 1 rte on cir *number* net *network_name***Long Syntax:** DN.060 No buffer to build level 1 routing message to send on circuit *number* network *network_name***Description:** No packet buffer was available to construct and send a Level 1 Routing Message.**Cause:** Severe packet buffer shortage.**Action:** Check memory statistics in GWCON to verify packet buffer level. If possible, make routing tables smaller. In DECnet, this is done by minimizing the number of adjacencies allowed. (Configure EXECUTOR MAXIMUM BROADCAST ROUTERS and EXECUTOR MAXIMUM BROADCAST NONROUTERS to minimum appropriate values.) If routing tables cannot be made smaller, increase memory size.**Cause:** Traffic peak using all available buffers.**Action:** This is the problem if this message occurs very infrequently.

DN.061**Level:** UI-ERROR**Short Syntax:** DN.061 no buffer for lvl 2 rte on cir *number* net *network_name***Long Syntax:** DN.061 No buffer to build level 2 routing message to send on circuit *number* network *network_name***Description:** No packet buffer was available to construct and send a Level 2 Routing Message.**Cause:** Severe packet buffer shortage.**Action:** Check memory statistics in GWCON to verify packet buffer level. If possible, make routing tables smaller. In DECnet, this is done by minimizing the number of adjacencies allowed. (Configure EXECUTOR MAXIMUM BROADCAST ROUTERS and EXECUTOR MAXIMUM BROADCAST NONROUTERS to minimum appropriate values.) If routing tables cannot be made smaller, increase memory size.**Cause:** Traffic peak using all available buffers.**Action:** This is the problem if this message occurs very infrequently.

DN.062**Level:** ALWAYS**Short Syntax:** DN.062 no memory for NCP circuit name table**Long Syntax:** DN.062 No memory for building NCP circuit name table**Description:** No memory was available to build the circuit name table for NCP at start time.**Cause:** There is some configuration error causing a grave memory shortage.**Action:** Reduce memory demand by making routing tables smaller, or getting more memory.

DN.063**Level:** ALWAYS**Short Syntax:** DN.063 no memory for routing tables (*number* bytes req), DECnet disabled**Long Syntax:** DN.063 No Memory for building routing tables (*number* bytes required), DECnet disabled**Description:** The routing tables required more memory than was available. DECnet is disabled.**Cause:** Parameters that determine size of routing database are too large for actual network configuration.**Action:** The following parameters should be reduced as appropriate using the DEFINE commands, and the gateway restarted: EXECUTOR MAXIMUM BROADCAST ROUTERS, EXECUTOR MAXIMUM BROADCAST NONROUTERS, CIRCUIT MAXIMUM ROUTERS, EXECUTOR MAXIMUM ADDRESS, EXECUTOR MAXIMUM AREA,**Cause:** Inadequate memory size.**Action:** Upgrade for more memory.

DN.064**Level:** CI-ERROR**Short Syntax:** DN.064 packet received on down cir *number* net *network_name*, dropped**Long Syntax:** DN.064 Packet received on down circuit *number* network *network_name*, packet dropped**Description:** Received a data packet on a circuit or router that does not have DECnet enabled. The packet will be dropped.

DN.066**Level:** U-TRACE**Short Syntax:** DN.066 returning packet to sender *sender* <- *original_destination***Long Syntax:** DN.066 returning packet to sender *sender* from *original_destination***Description:** A data packet could not reach the destination, and had the Request Return to Sender bit set in the header. It is being returned to the sender.**Cause:** Should be explained by a previous message, such as Events 4.1, 4.2, and 4.3.**Action:** See action in causative message.

DN.067**Level:** P-TRACE**Short Syntax:** DN.067 router hello len *received_length* from *source*, cir *number* net *network_name***Long Syntax:** DN.067 Router hello length *received_length* received from *source*, circuit *number* network *network_name***Description:** A Router Hello Message was received from the specified router.

DN.068**Level:** P-TRACE**Short Syntax:** DN.068 sending desig rtr hello on cir *number* net *network_name***Long Syntax:** DN.068 Sending designated router hello on circuit *number* network *network_name***Description:** A Router Hello Message is being sent to the ALLENDNODES address, as this router is the designated router on the specified circuit.

DN.069**Level:** P-TRACE**Short Syntax:** DN.069 sending hello on cir *number* net *network_name***Long Syntax:** DN.069 Sending router hello on circuit *number* network *network_name***Description:** A Router Hello Message is being sent to the ALLROUTERS address on the specified circuit.

DN.070**Level:** P-TRACE**Short Syntax:** DN.070 sending lvl 1 rte on cir *number* net *network_name***Long Syntax:** DN.070 Sending level 1 routing message on circuit *number* network *network_name***Description:** A Level 1 Routing Message is being sent to the ALLROUTERS address on the specified circuit.

DN.071**Level:** P-TRACE**Short Syntax:** DN.071 sending lvl 2 rte on cir *number* net *network_name***Long Syntax:** DN.071 Sending level 2 routing message on circuit *number* network *network_name***Description:** A Level 2 Routing Message is being sent to the ALLROUTERS address on the specified circuit.

DN.072**Level:** ALWAYS**Short Syntax:** DN.072 too many router adjacencies *total_adjacencies*, NBRA = *maximum_adjacencies***Long Syntax:** DN.072 Too many router adjacencies configured, sum = *total_adjacencies*, NBRA = *maximum_adjacencies***Description:** The permanent database has been configured such that the sum of CIRCUIT MAXIMUM ROUTERS for all circuits exceeds EXECUTOR MAXIMUM BROADCAST ROUTERS. This error is non-fatal, but new values should be DEFINED, and the gateway restarted.**Cause:** CIRCUIT MAXIMUM ROUTERS too large.**Action:** This is the usual problem, especially on Serial Line interfaces, where there can only be one router adjacency.**Cause:** EXECUTOR MAXIMUM BROADCAST ROUTERS too small.**Action:** This is not normally the problem, as the default is 32, which is quite generous.

DN.073**Level:** C-INFO**Short Syntax:** DN.073 new 1-way adj *sender* cir *number* net *network_name***Long Syntax:** DN.073 new 1-way adjacency with node *sender* on circuit *number* network *network_name***Description:** We have just received a router hello message from the specified router, but our address is not in the router/state list of the hello message. We have a one-way adjacency with this router, it will not be two-way until our address is in the router/state list.**Cause:** New node came up.**Action:** None required unless adjacency never reaches two way. This should happen shortly. If it does not, it may indicate that our address is beyond the other routers EXECUTOR MAXIMUM ADDRESS.

DN.074**Level:** C-INFO**Short Syntax:** DN.074 1-way adj *sender* timed out cir *number* net *network_name***Long Syntax:** DN.074 1-way adjacency with node *sender* timed out on circuit *number* network *network_name***Description:** We have stopped receiving router hellos without our node address in the router/state list from the specified router. The timeout is three times the hello timer that was specified in the last router hello from this router. The partial adjacency with this router will be eliminated.**Cause:** New node never came up all the way.

DN.075**Level:** P-TRACE**Short Syntax:** DN.075 Pkt for me frm *sender***Long Syntax:** DN.075 Packet for me from node *sender***Description:** We have received a packet addressed to us. It will be checked to see what transport protocol it is for.

DN.076**Level:** U-TRACE**Short Syntax:** DN.076 NSP un supp msg type *msgflg* frm *sender***Long Syntax:** DN.076 NSP unsupported message type *msgflg* from node *sender***Description:** We have received an NSP packet of a message type that we do not process. Only Connect Initiate Messages are processed.

DN.077**Level:** CE-ERROR**Short Syntax:** DN.077 Unk trans type *msgflg* from *sender***Long Syntax:** DN.077 Unknown transport protocol type *msgflg* from node *sender***Description:** We have received a data packet that is not for the NSP transport protocol.

DN.078**Level:** C-INFO**Short Syntax:** DN.078 NSP conn init from *sender*, reject**Long Syntax:** DN.078 NSP Connect Initiate Message received from node *sender*, rejecting**Description:** An NSP Connect Initiate or Retransmitted Connect Initiate Message was received from the specified node. A Disconnect Initiate message will be sent in return, with a Session Reject error code of 4 (destination end user does not exist).**Cause:** User on remote machine attempted to initiate an NSP connection, but there are no Session clients supported in the router.

DN.079**Level:** UE-ERROR**Short Syntax:** DN.079 endnode hello from *sender* cir *number* net *network_name* dup addr w/self, ign**Long Syntax:** DN.079 endnode hello from node *sender* circuit *number* network *network_name*, duplicate address with self, ignoring**Description:** An Endnode Hello Message was received from a node with the same DECnet address as this router. Since duplicate node addresses are not allowed, and the router is more important, the hello message will be ignored.**Cause:** User configuration error.**Action:** Change DECnet node address.

DN.080**Level:** P-TRACE**Short Syntax:** DN.080 MOP Req Cnt pkt rcvd frm *MAC_address* cir *number* net *network_name***Long Syntax:** DN.080 MOP Request Counters packet received from node *MAC_address* circuit *number* network *network_name***Description:** A DECnet Maintenance Operations Protocol (MOP) Request Counters packet was received from the specified node. A MOP Counters packet will be sent to the requester's address.

DN.081**Level:** P-TRACE**Short Syntax:** DN.081 MOP Cnt pkt snt to *MAC_address* cir *number* net *network_name***Long Syntax:** DN.081 MOP Counters packet sent to node *MAC_address* circuit *number* network *network_name***Description:** A DECnet Maintenance Operations Protocol (MOP) Counters packet is being sent to the specified address.

DN.082**Level:** P-TRACE**Short Syntax:** DN.082 MOP Sys ID pkt snt to *MAC_address* cir *number* net *network_name***Long Syntax:** DN.082 MOP System ID packet sent to node *MAC_address* circuit *number* network *network_name***Description:** A DECnet Maintenance Operations System ID packet is being sent to the specified address.

DN.083**Level:** P-TRACE**Short Syntax:** DN.083 MOP Sys ID pkt snt to MOP cir *number* net *network_name***Long Syntax:** DN.083 MOP System ID packet sent to MOP circuit *number* network *network_name***Description:** A DECnet Maintenance Operations Protocol System ID packet is being sent to the MOP multicast address AB-00-00-02-00-00.

DN.084**Level:** UI-ERROR**Short Syntax:** DN.084 MOP Cnt Req frm *MAC_address* not supp on cir *number* net *network_name***Long Syntax:** DN.084 MOP Cnt Req from node *MAC_address* not supported on circuit *number* network *network_name***Description:** A DECnet Maintenance Operations Protocol (MOP) Request Counters was received from the specified host, but there is no support for the MOP Counters message on this circuit.

DN.085**Level:** UI-ERROR**Short Syntax:** DN.085 Ph IV rtr hlo wo bilingual rtr frm *node_number* on cir *number* net *network_name***Long Syntax:** DN.085 Ph IV router hello without bilingual router from *node_number* on circuit *number* network *network_name***Description:** A DECnet Phase IV broadcast router hello was received on a circuit that was configured for Phase IV' only.**Cause:** Router is receiving Phase IV broadcast router hello packets on a network that should only have Phase IV' packets**Action:** Router must be configured for both Phase IV and Phase IV' to receive the broadcast router hello packets from a Phase IV router.

DN.086**Level:** UI-ERROR**Short Syntax:** DN.086 Ph IV ennd hlo wo bilingual rtr frm *node_number* on cir *circuit_number* net *node_name***Long Syntax:** DN.086 Ph IV endnode hello without bilingual router from *node_number* on circuit *circuit_number* network *node_name***Description:** A DECnet Phase IV broadcast endnode hello was received on a circuit that was configured for Phase IV' only.**Cause:** The router is receiving Phase IV broadcast endnode hello packets on a network that should only have Phase IV' packets.**Action:** The router must be configured for both Phase IV and Phase IV' to receive the broadcast endnode hello packets from a Phase IV endnode.

DN.087

Level: UI-ERROR

Short Syntax: DN.087 Ph IV' rtr hlo wo bilingual or ama rtr frm *node_number* on cir *circuit_number* net *node_name*

Long Syntax: DN.087 Ph IV' router hello without bilingual or ama router from *node_number* on circuit *circuit_number* network *node_name*

Description: A DECnet Phase IV' broadcast router hello was received on a circuit that was configured for Phase IV only.

Cause: The router is receiving Phase IV' broadcast router hello packets on a network that should only have Phase IV packets.

Action: The router must be configured for Phase IV' to receive the broadcast endnode hello packets from a Phase IV' endnode.

DN.088

Level: UI-ERROR

Short Syntax: DN.088 Ph IV' ennd hlo wo bilingual or ama rtr frm *node_number* on cir *circuit_number* net *node_name*

Long Syntax: DN.088 Ph IV' endnode hello without bilingual or ama router from *node_number* on circuit *circuit_number* network *node_name*

Description: A DECnet Phase IV' broadcast endnode hello was received on a circuit that was configured for Phase IV only.

Cause: The router is receiving Phase IV' broadcast endnode hello packets on a network that should only have Phase IV packets.

Action: The router must be configured for Phase IV' to receive the broadcast endnode hello packets from a Phase IV' endnode.

DN.089

Level: UI-ERROR

Short Syntax: DN.089 Unkn ennd hlo format frm *node_number* on cir *circuit_number* net *node_name*

Long Syntax: DN.089 Unknown endnode hello message format from *node_number* on circuit *circuit_number* network *node_name*

Description: The router received an Endnode Hello Message with unknown format.

Cause: Some station is sending a message with this format.

Action: Determine the errant node from this message and inform the manufacturer that this node is sending hello messages of unknown format.

DN.090

Level: UI-ERROR

Short Syntax: DN.090 Cannot bld lvl 1 rte on cir *number* net *network_name*, blk sz too small - *block_size*

Long Syntax: DN.090 Cannot build level 1 routing message on circuit *number*, network *network_name*, block size too small - *block_size*

Description: A Level 1 Routing Message cannot be built because the circuit's minimum block size is too small.

DN.091**Level:** UI-ERROR**Short Syntax:** DN.091 Send fail for hello, rsn *reason_code*, cir *number* net *network_name***Long Syntax:** DN.091 Send failed for router hello packet, reason *reason_code*, on circuit *number* network *network_name***Description:** The transmission of a router hello packet failed on the specified circuit for the reason number given in *reason_code*. Occasional occurrences of this will not disrupt the protocol, but continuing occurrences will disrupt the protocol.**Cause:** Miscellaneous handler error. (Reason code 1.)**Action:** Check for error messages from handler for *network_name*.**Cause:** Output queue overflow, or other flow control. (Reason code 2.)**Action:** Alleviate congestion.**Cause:** Network down. (Reason code 3.)**Action:** See why handler thinks network is down.**Cause:** Dropped by handler to avoid looping, or bad broadcast. (Reason code 4.)**Action:** Check configuration.**Cause:** Host down. (Reason code 5.)**Action:** See why handler thinks host is down.

DN.092**Level:** UI-ERROR**Short Syntax:** DN.092 Send fail for lvl 1 rte, rsn *reason_code*, cir *number* net *network_name***Long Syntax:** DN.092 Send failed for level 1 routing message, reason *reason_code*, on circuit *number* network *network_name***Description:** The transmission of a Level 1 Routing Message failed on the specified circuit for the reason number given in *reason_code*. Occasional occurrences of this will not disrupt the protocol, but continuing occurrences will disrupt the protocol.**Cause:** Miscellaneous handler error. (Reason code 1.)**Action:** Check for error messages from handler for *network_name*.**Cause:** Output queue overflow, or other flow control. (Reason code 2.)**Action:** Alleviate congestion.**Cause:** Network down. (Reason code 3.)**Action:** See why handler thinks network is down.**Cause:** Dropped by handler to avoid looping, or bad broadcast. (Reason code 4.)**Action:** Check configuration.**Cause:** Host down. (Reason code 5.)**Action:** See why handler thinks host is down.

DN.093**Level:** UI-ERROR**Short Syntax:** DN.093 Send fail for lvl 2 rte, rsn *reason_code*, cir *number* net *network_name***Long Syntax:** DN.093 Send failed for level 2 routing message, reason *reason_code*, on circuit *number* network *network_name***Description:** The transmission of a Level 2 Routing Message failed on the specified circuit for the reason number given in *reason_code*. Occasional occurrences of this will not disrupt the protocol, but continuing occurrences will disrupt the protocol.**Cause:** Miscellaneous handler error. (Reason code 1.)**Action:** Check for error messages from handler for *network_name*.**Cause:** Output queue overflow, or other flow control. (Reason code 2.)**Action:** Alleviate congestion.**Cause:** Network down. (Reason code 3.)**Action:** See why handler thinks network is down.**Cause:** Dropped by handler to avoid looping, or bad broadcast. (Reason code 4.)**Action:** Check configuration.**Cause:** Host down. (Reason code 5.)**Action:** See why handler thinks host is down.

DN.094**Level:** UI-ERROR**Short Syntax:** DN.094 Send fail for MOP *message_type*, rsn *reason_code*, cir *number* net *network_name***Long Syntax:** DN.094 Send failed for MOP *message_type* message, reason *reason_code*, on circuit *number* network *network_name***Description:** The transmission of a MOP message failed on the specified circuit for the reason number given in *reason_code*. The *message_type* is one of "System ID" or "Counters." Occasional occurrences of this will not disrupt the protocol, but continuing occurrences will disrupt the protocol.**Cause:** Miscellaneous handler error. (Reason code 1.)**Action:** Check for error messages from handler for *network_name*.**Cause:** Output queue overflow, or other flow control. (Reason code 2.)**Action:** Alleviate congestion.**Cause:** Network down. (Reason code 3.)**Action:** See why handler thinks network is down.**Cause:** Dropped by handler to avoid looping, or bad broadcast. (Reason code 4.)**Action:** Check configuration.**Cause:** Host down. (Reason code 5.)**Action:** See why handler thinks host is down.

Check dnroudtype

Short Syntax: Unknown circuit router type.

Description: The circuit router type is unknown.

Cause: Data corruption, probably from coding error.

Check dnrfgtl

Short Syntax: DN routes() called with first > last

Description: The dnroute routine was called with an invalid node address range.

Cause: Internal consistency error.

Action: Report to customer service, preferably with a core dump.

Check dnrbeaf

Short Syntax: DN routes() BEA optimization failed

Description: The dnroute routine has computed a route via a broadcast circuit, rather than via a router or endnode.

Cause: Internal consistency error.

Action: Report to customer service, preferably with a core dump.

Check dnarfgtl

Short Syntax: DN Aroutes() called with first > last

Description: The dnAroute routine was called with an invalid area range.

Cause: Internal consistency error.

Action: Report to customer service, preferably with a core dump.

Check dnmembug

Short Syntax: DN no memory for table

Description: An allocation of memory for the routing tables failed, but a check of free memory had indicated that there should be enough memory.

Cause: Internal consistency check.

Action: Report to customer service, preferably with a core dump.

Fatal dnadbadarg

Short Syntax: DN bad arg to dnadjdown()

Description: The dnadjdown routine was asked to remove an adjacency that was not a router or an endnode.

Cause: Internal consistency error.

Action: Report to customer service, preferably with a core dump.

Fatal dnacnmr

Short Syntax: DN no mem to read acc cntl

Description: There is no memory available to read the access control lists from the permanent database.

Cause: Severe memory shortage.

Action: Reduce sizes of routing tables to use less memory, or add additional memory.

Fatal dnacnmsac

Short Syntax: DN no mem to store acc cntl

Description: There is no memory available to store the access control lists for use.

Cause: Severe memory shortage.

Action: Reduce sizes of routing tables to use less memory, or add additional memory.

Fatal dnacnmcac

Short Syntax: DN no mem for acc cntl

Description: There is no memory available to build the access control list.

Cause: Severe memory shortage.

Action: Reduce sizes of routing tables to use less memory, or add additional memory.

Fatal dncnmrfi

Short Syntax: DN no mem for dnrfn

Description: There is no memory available to build the circuit input routing filter table.

Cause: Severe memory shortage.

Action: Reduce sizes of routing tables to use less memory, or add additional memory.

Fatal dncnmrfo

Short Syntax: DN no mem for dnrfout

Description: There is no memory available to build the circuit output routing filter table.

Cause: Severe memory shortage.

Action: Reduce sizes of routing tables to use less memory, or add additional memory.

Fatal dncnmci

Short Syntax: DN no mem for dnccti init

Description: There is no memory available to build the circuit volatile database.

Cause: Severe memory shortage.

Action: Reduce sizes of routing tables to use less memory, or add additional memory.

Panic dnrtcrtos

Short Syntax: DN routing table corrupt: routes to self

Description: The routing database consistency checker has detected an inconsistency in the routing database. The router will be restarted.

Cause: Memory corruption.

Action: Configure for core dump, and report to customer service.

Cause: Internal software error.

Action: Configure for core dump, and report to customer service.

Panic dnrtcart

Short Syntax: DN routing table corrupt: area routes to self

Description: The routing database consistency checker has detected an inconsistency in the routing database. The router will be restarted.

Cause: Memory corruption.

Action: Configure for core dump, and report to customer service.

Cause: Internal software error.

Action: Configure for core dump, and report to customer service.

Panic dnrtcrths

Short Syntax: DN routing table corrupt: routes through self

Description: The routing database consistency checker has detected an inconsistency in the routing database. The router will be restarted.

Cause: Memory corruption.

Action: Configure for core dump, and report to customer service.

Cause: Internal software error.

Action: Configure for core dump, and report to customer service.

Panic dnrtcrtas

Short Syntax: DN routing table corrupt: route to area self

Description: The routing database consistency checker has detected an inconsistency in the routing database. The router will be restarted.

Cause: Memory corruption.

Action: Configure for core dump, and report to customer service.

Cause: Internal software error.

Action: Configure for core dump, and report to customer service.

Panic dnrtcartas

Short Syntax: DN routing table corrupt: area route to area self

Description: The routing database consistency checker has detected an inconsistency in the routing database. The router will be restarted.

Cause: Memory corruption.

Action: Configure for core dump, and report to customer service.

Cause: Internal software error.

Action: Configure for core dump, and report to customer service.

DN.095

Level: CI-ERROR

Short Syntax: DN.095 inp que overflow data *source* -> *destination* cir *number* net *network_name*

Long Syntax: DN.095 Input queue overflow data packet from *source* to *destination* circuit *number* network *network_name*

Description: The DECnet input queue overflowed for incoming Short Format Data packet. The forwarder drops the packet.

Cause: There is too much traffic for the forwarder.

Action: Adjust circuit costs to balance traffic between paths. Reconfigure network. Increase speed of router.

Cause: Inadquate buffer resources.

Action: Examine memory statistics in GWCON. To make more buffers available, ensure that the DECnet configuration does not have excess adjacency memory allocated.

Action: Increase memory.

DN.096

Level: CI-ERROR

Short Syntax: DN.096 inp que ovflow Init Msg *source* cir *number* net *network_name*

Long Syntax: DN.096 Input queue overflow Initialization Message from *source* circuit *number* network *network_name*

Description: The DECnet input queue overflowed for incoming Initialization Message. The forwarder drops the packet.

Cause: There is too much traffic for the forwarder.

Action: Adjust circuit costs to balance traffic between paths. Reconfigure network. Increase speed of router.

Cause: Inadquate buffer resources.

Action: Examine memory statistics in GWCON. To make more buffers available, ensure that the DECnet configuration does not have excess adjacency memory allocated.

Action: Increase memory.

DN.097

Level: CI-ERROR

Short Syntax: DN.097 inp que ovflow Verif Msg *source* cir *number* net *network_name*

Long Syntax: DN.097 Input queue overflow Verification Message from *source* circuit *number* network *network_name*

Description: The DECnet input queue overflowed for incoming Verification Message. The forwarder drops the packet.

Cause: There is too much traffic for the forwarder.

Action: Adjust circuit costs to balance traffic between paths. Reconfigure network. Increase speed of router.

Cause: Inadquate buffer resources.

Action: Examine memory statistics in GWCON. To make more buffers available, ensure that the DECnet configuration does not have excess adjacency memory allocated.

Action: Increase memory.

DN.098

Level: CI-ERROR

Short Syntax: DN.098 inp que ovflow Hlo/Tst Msg *source* cir *number* net *network_name*

Long Syntax: DN.098 Input queue overflow Hello/Test Message from *source* circuit *number* network *network_name*

Description: The DECnet input queue overflowed for incoming Hello/Test Message. The forwarder drops the packet.

Cause: Too much traffic for forwarder to forward.

Action: Adjust circuit costs to balance traffic between paths. Reconfigure network. Increase speed of router.

Cause: Inadquate buffer resources.

Action: Examine memory statistics in GWCON. To make more buffers available, ensure that the DECnet configuration does not have excess adjacency memory allocated.

Action: Increase memory.

DN.099

Level: ALWAYS

Short Syntax: DN.099 max rcls rchd cir *number* net *network_name*

Long Syntax: DN.099 Maximum recalls attempts reached on circuit *number* network *network_name*

Description: An outgoing circuit reached it maximum allowed retries to set up an X.25 virtual circuit to the remote node. This circuit places no more calls until you take the required action.

Action: Check connectivity to the X.25 switch. Then disable and enable the circuit to try calling again.

DN.100

Level: UE-ERROR

Short Syntax: DN.100 Init Msg err; cir *number* net *network_name*

Long Syntax: DN.100 Initialization Message format error; circuit *number* network *network_name*

Description: The router received an Initialization Message with invalid header information. The forwarder drops the packet.

DN.101

Level: UE-ERROR

Short Syntax: DN.101 Init Msg err - wrq ver; *source_node*, cir *number* net *network_name*

Long Syntax: DN.101 Received Initialization Message specifying unsupported version; from *source_node*, circuit *number* network *network_name*

Description: The router received an Initialization Message that specified an unsupported version number. The forwarder drops the packet.

DN.102

Level: ALWAYS

Short Syntax: DN.102 Init Msg rcvd; *source_node*, cir *number* net *network_name*

Long Syntax: DN.102 Received Initialization Message; from *source_node*, circuit *number* network *network_name*

Description: The router received an Initialization Message.

DN.103**Level:** ALWAYS**Short Syntax:** DN.103 Verif Msg rcvd; *source_node*, *cir number* net *network_name***Long Syntax:** DN.103 Received Verification Message; from *source_node*, circuit *number* network *network_name***Description:** The router received a Verification Message.

DN.104**Level:** UE-ERROR**Short Syntax:** DN.104 Verif fail; *source_node*, *cir number* net *network_name***Long Syntax:** DN.104 Verification failure; from *source_node*, circuit *number* network *network_name***Description:** Verification failure. The router detected an error in the Verification Message.

DN.105**Level:** UE-ERROR**Short Syntax:** DN.105 Hlo/tst fail; *source_node*, *cir number* net *network_name***Long Syntax:** DN.105 Error detected in processing Hello/Test Message; from *source_node*, circuit *number* network *network_name***Description:** The router detected an error in processing the Hello/Test Message. The forwarder drops the packet.

DN.106**Level:** ALWAYS**Short Syntax:** DN.106 Hlo/Tst Msg rcvd; *source_node*, *cir number* net *network_name***Long Syntax:** DN.106 Received Hello/Test Message; from *source_node*, circuit *number* network *network_name***Description:** The router received a Hello/Test Message from a neighbor.

DN.107**Level:** UI-ERROR**Short Syntax:** DN.107 no buffer for Init Msg on *cir number* net *network_name***Long Syntax:** DN.107 No buffer to build Initialization Message to send on circuit *number* network *network_name***Description:** No packet buffer was available to construct and send an Initialization Message.**Cause:** Severe packet buffer shortage.**Action:** Check memory statistics in GWCON to verify packet buffer level. If possible, make routing tables smaller. To do this in DECnet, minimize the number of adjacencies allowed. (Configure EXECUTOR MAXIMUM BROADCAST ROUTERS and EXECUTOR MAXIMUM BROADCAST NONROUTERS to minimum appropriate values.) If the router cannot make the routing tables smaller, increase memory size.**Cause:** Traffic peak using all available buffers.**Action:** If this message occurs infrequently, this is the problem.

DN.108**Level:** UI-ERROR**Short Syntax:** DN.108 Snd fail for Init Msg; cir *number* net *network_name***Long Syntax:** DN.108 Send failed for Initialization Message on circuit *number* network *network_name***Description:** The transmission of a router Initialization Message failed on the specified circuit. Occasional occurrences of this will not disrupt the protocol, but continuing occurrences will disrupt the protocol.

DN.109**Level:** ALWAYS**Short Syntax:** DN.109 snd Init Msg; cir *number* net *network_name***Long Syntax:** DN.109 Sending Initialization Message on circuit *number* network *network_name***Description:** The router is sending an Initialization Message on the indicated circuit.

DN.110**Level:** UI-ERROR**Short Syntax:** DN.110 Snd fail for Verif Msg; cir *number* net *network_name***Long Syntax:** DN.110 Send failed for Verification Message on circuit *number* network *network_name***Description:** The transmission of a router Verification Message failed on the specified circuit.

DN.111**Level:** ALWAYS**Short Syntax:** DN.111 snd Verif Msg; cir *number* net *network_name***Long Syntax:** DN.111 Sending Verification Message on circuit *number* network *network_name***Description:** The router is sending a Verification Message on the indicated circuit.

DN.112**Level:** UI-ERROR**Short Syntax:** DN.112 Snd fail for Hlo/TstMsg; cir *number* net *network_name***Long Syntax:** DN.112 Send failed for Hello/Test Message on circuit *number* network *network_name***Description:** The transmission of a router Hello/Test Message failed on the specified circuit.

DN.113**Level:** ALWAYS**Short Syntax:** DN.113 snd Hlo/Tst Msg; cir *number* net *network_name***Long Syntax:** DN.113 Sending Hello/Test Message on circuit *number* network *network_name***Description:** The router is sending a Hello/Test Message on the indicated circuit.

DN.114**Level:** UI-ERROR**Short Syntax:** DN.114 x25 reg fail**Long Syntax:** DN.114 Registration with X25 service failed**Description:** The forwarder could not register with X.25 services on the interface.

DN.115**Level:** UI-ERROR**Short Syntax:** DN.115 call req to x25 fail; intf *number* net *network_name***Long Syntax:** DN.115 Call request to X25 service failed on interface *number* network *network_name***Description:** The forwarder's call request to X.25 services failed on the indicated network.

Digital Network Architecture Phase V (DNAV)

This chapter describes Digital Network Architecture Phase V (DNAV) messages. For information on message content and how to use the message, refer to the Introduction.

DNAV.001

Level: P-TRACE

Short Syntax: DNAV.001 DNA pkt forwarded via OSI at level *rtg_lv*

Long Syntax: DNAV.001 DNA packet forwarded via OSI at level *rtg_lv*

Description: A DNA packet was received and then passed to OSI for forwarding.

DNAV.002

Level: P-TRACE

Short Syntax: DNAV.002 DNA pkt translated to OSI pkt *source_NSAP -> destination_NSAP*

Long Syntax: DNAV.002 DNA pkt translated to OSI pkt: *source_NSAP -> destination_NSAP*

Description: A DNA data packet was successfully translated to an OSI data packet.

DNAV.003

Level: P-TRACE

Short Syntax: DNAV.003 Translation of DNA pkt to OSI pkt failed

Long Syntax: DNAV.003 Translation of DNA pkt to OSI pkt failed

Description: An attempt to translate a DNA data packet to an OSI data packet failed.

DNAV.004

Level: P-TRACE

Short Syntax: DNAV.004 OSI pkt translated to DNA pkt *src -> dst*

Long Syntax: DNAV.004 OSI pkt translated to DNA pkt: *src -> dst*

Description: An OSI data packet was successfully translated to a DNA data packet.

DNAV.005

Level: P-TRACE

Short Syntax: DNAV.005 Translation of OSI pkt to DNA pkt failed

Long Syntax: DNAV.005 Translation of OSI pkt to DNA pkt failed

Description: An attempt to translate an OSI data packet to a DNA data packet failed.

DNAV.006

Level: P-TRACE

Short Syntax: DNAV.006 OSI pkt forwarded via DNA at level *rtg_lv*

Long Syntax: DNAV.006 OSI packet forwarded via DNA at level *rtg_lv*

Description: An OSI packet was received and then passed to DNA for forwarding.

DNAV.007**Level:** UE-ERROR**Short Syntax:** DNAV.007 timed out route to DNA IV ES reactivated *src_area. src_node***Long Syntax:** DNAV.007 timed out route to DNA IV ES reactivated *src_area. src_node***Description:** A DNA endnode hello packet was received with a route that had been previously timed out in the OSI database.

DNAV.008**Level:** P-TRACE**Short Syntax:** DNAV.008 ISIS hello from distance vector router funnelled to DNA**Long Syntax:** DNAV.008 ISIS hello from distance vector router funnelled to DNA**Description:** An ISIS hello was received from a router running distance vector - the hello was passed to DNA IV to establish a router adjacency.

DNAV.009**Level:** C-INFO**Short Syntax:** DNAV.009 new 1-way adj w/ phase V dist vect router *sender cir number net network_name***Long Syntax:** DNAV.009 new 1-way adjacency with phase V distance vector router *sender* on circuit *number network network_name***Description:** We have just received an ISIS Hello Message from the specified router, but our address is not in the IS neighbor list of the hello message. We have a one-way adjacency with this router, it will not be two-way until our address is in the IS neighbor list.

DNAV.010**Level:** C-INFO**Short Syntax:** DNAV.010 Adj up; new phase V dist vect rtr *area. node cir number net network_name***Long Syntax:** DNAV.010 Adjacency up; new phase V distance vector router *area. node* circuit *number network network_name***Description:** There is now an adjacency with the specified router on one of the directly connected networks. Level 1 (and 2) Routing Messages will now be accepted from this node.

DNAV.011**Level:** C-INFO**Short Syntax:** DNAV.011 Adj dwn: dropped by phase V dist vect rtr *area. node, cir number net network_name***Long Syntax:** DNAV.011 Adjacency down, operator initiated: dropped by phase V distance vector router *area. node, circuit number network network_name***Description:** An ISIS Hello Message has been received from a router that we have an adjacency with, but does not include our address in the IS neighbor list. The adjacency will be taken down, and will not come back up until our address is in the IS neighbor list.**Cause:** Adjacent router restarted.**Cause:** One-way communication. While this router can receive packets from the adjacent router, the adjacent router cannot receive packets from this router.**Action:** Ensure that there is two-way communication on the circuit.

DNAV.012

Level: UE-ERROR

Short Syntax: DNAV.012 pkt trans V to IV err - segmentation needed but not permitted

Long Syntax: DNAV.012 packet translation V to IV error - segmentation needed but not permitted

Description: An OSI data packet could not be translated to a DNA IV data packet because it needs to be segmented - segmentation of it is not permitted.

DNAV.013

Level: UE-ERROR

Short Syntax: DNAV.013 pkt trans V to IV err - src or dst addr not translatable

Long Syntax: DNAV.013 packet translation V to IV error - source or destination address not translatable

Description: An OSI data packet could not be translated to a DNA IV data packet because either the source or destination address is not Phase IV translatable.

DNAV.014

Level: UE-ERROR

Short Syntax: DNAV.014 Validation of phase IV info in ISIS hello PDU failed

Long Syntax: DNAV.014 Validation of phase IV info in ISIS hello PDU failed

Description: An ISIS hello PDU was received with an invalid Phase IV information option.

DNAV.015

Level: UE-ERROR

Short Syntax: DNAV.015 Phase IV hello from Phase V system dropped

Long Syntax: DNAV.015 Phase IV hello from Phase V system dropped

Description: A Phase IV hello PDU is dropped because it was sent by a Phase V system - adjacencies with Phase V systems are established using Phase V hellos.

DNAV.016

Level: UE-ERROR

Short Syntax: DNAV.016 L1 LSP from DNA system dropped - running dist vect at level 1

Long Syntax: DNAV.016 L1 LSP from DNA system dropped - running dist vect at level 1

Description: A level 1 link state packet received from a DNA system is dropped because this router is running distance vector at level 1.

DNAV.017

Level: UE-ERROR

Short Syntax: DNAV.017 L2 LSP from DNA system dropped - running dist vect at level 2

Long Syntax: DNAV.017 L2 LSP from DNA system dropped - running dist vect at level 2

Description: A level 2 link state packet received from a DNA system is dropped because this router is running distance vector at level 2.

DNAV.018**Level:** UE-ERROR**Short Syntax:** DNAV.018 ISIS hello dropped - nonmatching Phase IV areas**Long Syntax:** DNAV.018 ISIS hello dropped - nonmatching Phase IV areas**Description:** An ISIS hello PDU is dropped because the Phase IV area address in the area address option does not match this router's Phase IV area address.

DNAV.019**Level:** C-INFO**Short Syntax:** DNAV.019 Adj up; new DNA V endnode *area. node cir number net network_name***Long Syntax:** DNAV.019 Adjacency up; new DNA V endnode *area. node circuit number network network_name***Description:** There is now an adjacency with the specified DNA Phase V endnode on the specified network.**Cause:** Received valid ISO ESIS hello message.

DNAV.020**Level:** UE-ERROR**Short Syntax:** DNAV.020 Trans DNIV pkt not forwarded - mapping of out adj ID *area. node* to SNPA add failed**Long Syntax:** DNAV.020 Translated DECnet IV packet not forwarded - mapping of output adjacency's Phase IV ID *area. node* to an OSI SNPA address failed.**Description:** The translation of a DECnet IV packet to a DECnet V packet failed because a mapping couldn't be found between the output adjacency's DECnet IV ID and an OSI SNPA address.**Cause:** An end system adjacency doesn't exist in the OSI database for the next hop system.

DNAV.021**Level:** UE-ERROR**Short Syntax:** DNAV.021 verify fail on cir (*routing-circuit*)**Long Syntax:** DNAV.021 verification failure on circuit (*routing-circuit*)**Description:** There was a verification failure during link initialization on the circuit.

DNAV.022**Level:** UE-ERROR**Short Syntax:** DNAV.022 link init timeout on cir (*routing-circuit*)**Long Syntax:** DNAV.022 link initialization timeout on circuit (*routing-circuit*)**Description:** The link-initialization timer expired before the router successfully initialized the link.

DNAV.023**Level:** UE-ERROR**Short Syntax:** DNAV.023 init min timeout on cir(*routing-circuit*)**Long Syntax:** DNAV.023 Initial Minimum Timer expired on circuit (*routing-circuit*)**Description:** The Initial Minimum Timer expired before the router successfully initialized the link.

DNAV.024**Level:** UE-ERROR**Short Syntax:** DNAV.024 link init fail on cir (*routing-circuit*)**Long Syntax:** DNAV.024 link initialization failure on circuit (*routing-circuit*)**Description:** The link initialization failed on the circuit.

DNAV.025**Level:** C-INFO**Short Syntax:** DNAV.025 Adj up; new DNA IV VAXcluster alias *area. node* cir *number* net *network_name***Long Syntax:** DNAV.025 Adjacency up; new DNA IV VAXcluster alias *area. node* circuit *number* network *network_name***Description:** There is now a DNA Phase IV end node adjacency representing a VAXcluster alias address on the specified network.**Cause:** The router received a valid DNA IV Level 1 Routing message, which advertises a VAXcluster alias address.

DNAV.026**Level:** C-INFO**Short Syntax:** DNAV.026 Adj dwn; DNA IV VAXcluster alias *area. node* cir *number* net *network_name***Long Syntax:** DNAV.026 Adjacency down; DNA IV VAXcluster alias *area. node* circuit *number* network *network_name***Description:** A DNA Phase IV end node adjacency representing a VAXcluster alias address went down.**Cause:** The adjacency to the DNA IV router that was advertising the alias address timed out.**Cause:** The router received a valid DNA IV Level 1 Routing message from the router that was advertising the alias address. The adjacency now advertises a different alias address or no alias address.

DVMRP

This chapter describes DVMRP messages. For information on message content and how to use the message, refer to the Introduction.

DVM.001

Level: UE-ERROR

Short Syntax: DVM.001 Unknown DVMRP code from *IP_source*

Long Syntax: DVM.001 Received unknown DVMRP code from *IP_source*

Description: A DVMRP message was received from the specified source, however it has an unrecognized IGMP code value. The packet is discarded.

DVM.002

Level: UE-ERROR

Short Syntax: DVM.002 No matching VIF for pkt from *IP_source*

Long Syntax: DVM.002 No matching DVMRP interface for packet from *IP_source*

Description: A DVMRP message was received from the specified source, however, no matching DVMRP interface could be found. This probably indicates a configuration error (either in the source, or in the logging router). The packet is discarded.

DVM.003

Level: P-TRACE

Short Syntax: DVM.003 Rcvd DVMRP Report from *IP_source*

Long Syntax: DVM.003 Received DVMRP Report from *IP_source*

Description: A DVMRP report (routing update) has been received from the specified source. This is a normal, periodic event, and can cause additions to the DVMRP routing table.

DVM.004

Level: U-TRACE

Short Syntax: DVM.004 Rcvd DVMRP probe from *IP_source*

Long Syntax: DVM.004 Received DVMRP probe from *IP_source*

Description: A DVMRP probe has been received from the specified source. This is somewhat unusual, and should only happen when the DVMRP conversation on the interface is just beginning.

DVM.005

Level: UE-ERROR

Short Syntax: DVM.005 Rcvd bad DVMRP update from *IP_source*

Long Syntax: DVM.005 Received bad DVMRP update from *IP_source*

Description: A DVMRP update has been received from the specified source. The update was improperly formatted, and at least part of its contents were discarded.

DVM.006**Level:** U-TRACE**Short Syntax:** DVM.006 Add phyint *IP_interface_address* cost *cost* thresh *threshold***Long Syntax:** DVM.006 Add physical interface *IP_interface_address* cost *cost* thresh *threshold***Description:** DVMRP has been enabled on the specified physical interface, with the given cost and threshold parameters.

DVM.007**Level:** U-TRACE**Short Syntax:** DVM.007 Add tunnel *tunnel_source-> tunel_destination* cost *cost* thresh *threshold***Long Syntax:** DVM.007 Add tunnel *tunnel_source-> tunel_destination* cost *cost* thresh *threshold***Description:** A DVMRP tunnel has been configured between the given source and destination, with the specified cost and threshold parameters.

DVM.008**Level:** U-TRACE**Short Syntax:** DVM.008 Add MOSPF cost *cost* thresh *threshold***Long Syntax:** DVM.008 Add MOSPF cost *cost* thresh *threshold***Description:** Tunneling of DVMRP through the MOSPF cloud has been enabled, with the given cost and threshold paramters.

DVM.009**Level:** U-TRACE**Short Syntax:** DVM.009 Add/update route to *source_network* via *neighbor_IP_address***Long Syntax:** DVM.009 Add route to source *source_network* via neighbor *neighbor_IP_address***Description:** Processing a DVMRP update, or the fact that an interface came up, has caused us to either create or revise a routing table entry for the particular source.

DVM.010**Level:** U-TRACE**Short Syntax:** DVM.010 Delete route to *source_network***Long Syntax:** DVM.010 Delete route to source *source_network***Description:** A neighbor has informed us that the source is no longer reachable.

DVM.011**Level:** U-TRACE**Short Syntax:** DVM.011 Add neighbor *neighbor_IP_address***Long Syntax:** DVM.011 Add neighbor *neighbor_IP_address***Description:** A new DVMRP neighbor has been discovered, through the receipt of a probe or update message.

DVM.012

Level: U-TRACE

Short Syntax: DVM.012 Delete neighbor *neighbor_IP_address*

Long Syntax: DVM.012 Delete neighbor *neighbor_IP_address*

Description: Neighbor is no longer reachable. It has either timed out or its associated interface has gone down.

DVM.013

Level: C-TRACE

Short Syntax: DVM.013 Sending DVMRP probe to *neighbor_IP_address*, VIF: *VIF_index*

Long Syntax: DVM.013 Sending probe to *neighbor_IP_address*, VIF *VIF_index*

Description: Sent a DVMRP neighbor probe to the specified address.

DVM.014

Level: C-TRACE

Short Syntax: DVM.014 Sending DVMRP update to *neighbor_IP_address*, VIF: *VIF_index*

Long Syntax: DVM.014 Sending probe to *neighbor_IP_address*, VIF: *VIF_index*

Description: Sent a DVMRP routing update to the specified address.

DVM.015

Level: U-TRACE

Short Syntax: DVM.015 Route to *source_network* timed out

Long Syntax: DVM.015 Route to source *source_network* timed out

Description: Route to a particular source has timed out.

DVM.016

Level: U-TRACE

Short Syntax: DVM.016 Neighbor *neighbor_IP_address* timed out

Long Syntax: DVM.016 Neighbor *neighbor_IP_address* has timed out

Description: A neighbor has timed out. We did not get any updates from it lately.

DVM.017

Level: UI-ERROR

Short Syntax: DVM.017 No mem for source *source_network*

Long Syntax: DVM.017 No memory for source network *source_network*

Description: Either a) we don't have enough heap memory to allocate a DVMRP routing table entry or b) the IP routing table has overflowed. In any case, we cannot recognize the new source. If this source is a directly connected subnet, we won't be able to run IGMP on the subnet either.

DVM.018

Level: U-TRACE

Short Syntax: DVM.018 Added MOSPF route *source_network*

Long Syntax: DVM.018 Added MOSPF route *source_network*

Description: Started advertising a MOSPF route via DVMRP.

DVM.019

Level: U-TRACE

Short Syntax: DVM.019 Deleted MOSPF route *source_network*

Long Syntax: DVM.019 Deleted MOSPF route *source_network*

Description: Stopped advertising a MOSPF route via DVMRP.

DVM.020

Level: UI-ERROR

Short Syntax: DVM.020 No room for neighbor *neighbor_IP_address*

Long Syntax: DVM.020 No room for neighbor *neighbor_IP_address*

Description: There was no room to allocate the data structure for a new neighbor. DVMRP routes from the neighbor will be ignored.

DVM.021

Level: P-TRACE

Short Syntax: DVM.021 Packet rcvd from mis/unconfigured tunnel *source_IP_address*

Long Syntax: DVM.021 Packet received from mis/unconfigured tunnel *source_IP_address*

Description: A packet has been received via protocol 4 (IP encapsulation). The packet should be source by the other end of a tunnel. Either the tunnel has not been configured, or it has been configured to be source-routed instead of encapsulated.

Data Encryption (ENCR)

This chapter describes Data Encryption (ENCR) messages. For information on message content and how to use the message, refer to the Introduction.

ENCR.001

Level: P-TRACE

Short Syntax: ENCR.001 ENCR *alg*, , pkt len *pktlen*, -> send len *cmplen*,, net *network ID*

Long Syntax: ENCR.001 ENCR *alg alg*, encrypt: original pkt len *pktlen*,, encrypt pkt len *cmplen*,, on network *network ID*

Description: Per-packet trace encryption results.

ENCR.002

Level: UE-ERROR

Short Syntax: ENCR.002 ENCR *alg/encryption err rc*, doing *doing*,, nt *network ID*

Long Syntax: ENCR.002 ENCR *alg/encryption error rc*, doing *doing*, on network *network ID*

Description: Encrypter returned an error code. The "doing" parameter indicates what the encrypter was working on.

ENCR.003

Level: UE-ERROR

Short Syntax: ENCR.003 ENCR *alg/decrypt err rc*, doing *doing*,, nt *network ID*

Long Syntax: ENCR.003 ENCR *alg/decrypt error rc*, doing *doing*, on network *network ID*

Description: Decrypter returned an error code. The "doing" parameter indicates what the decrypter was working on.

ENCR.004

Level: UE-ERROR

Short Syntax: ENCR.004 ENCR *alg*, err nobuf net *network ID*

Long Syntax: ENCR.004 ENCR *alg*, error, can't get buffer on network *network ID*

Description: Encrypter routine couldn't obtain work buffer.

Environment Functions (ENV)

This chapter describes Environment Functions (ENV) messages. For information on message content and how to use the message, refer to the Introduction.

ENV.001

Level: C-TRACE

Short Syntax: ENV.001 current temp *temperature_celsiusC* (*temperature_fahrenheitF*)

Long Syntax: ENV.001 Current ambient temperature: *temperature_celsiusC* (*temperature_fahrenheitF*)

Description: The router generates this message each time it recalculates the current ambient temperature.

ENV.002

Level: U-TRACE

Short Syntax: ENV.002 hi temp thresh active: *threshold_temperature_celsiusC* (*threshold_temperature_fahrenheitF*)

Long Syntax: ENV.002 High temperature threshold is active. Threshold: *threshold_temperature_celsiusC* (*threshold_temperature_fahrenheitF*)

Description: Trace message indicating that the router passed the high temperature threshold and the high temperature threshold is active. The router generates this message each time it recalculates the current ambient temperature and the current ambient temperature surpasses the high temperature threshold.

ENV.003

Level: U-TRACE

Short Syntax: ENV.003 low temp thresh active: *threshold_temperature_celsiusC* (*threshold_temperature_fahrenheitF*)

Long Syntax: ENV.003 Low temperature threshold is active. Threshold: *threshold_temperature_celsiusC* (*threshold_temperature_fahrenheitF*)

Description: Trace message indicating that the router passed the low temperature threshold and the low temperature threshold is active. The router generates this message each time it recalculates the current ambient temperature and the current ambient temperature is below the low temperature threshold.

ENV.004

Level: UE-ERROR

Short Syntax: ENV.004 hi temp thresh exceeded: *threshold_temperature_celsiusC* (*threshold_temperature_fahrenheitF*)

Long Syntax: ENV.004 High temperature threshold has been exceeded. Threshold: *threshold_temperature_celsiusC* (*threshold_temperature_fahrenheitF*)

Description: Trace message indicating that the router passed the high temperature threshold and the high temperature threshold is active. The router generates this message when it first detects that the high temperature condition is active. If the ambient temperature of the router exceeds its stated operational maximum (set at the factory, independent of the configured high temperature threshold), it automatically shuts down until the ambient temperature returns to within its stated operational range. This prevents damage to the router and the data flow.

Cause: The value of the high temperature threshold is configured too low for the site's average operational ambient temperature.

Action: Verify that the high temperature threshold is set to the correct desired temperature, in consideration of the particular site's normal ambient temperature range.

Cause: Possible failure of the router's internal fan.

Action: Verify the operation of the router's internal fan. If the internal fan is not operational, contact customer service.

Cause: Possible failure of the environmental control system of the site where the router resides.

Action: Verify the operation of the site's environmental control system.

ENV.005

Level: UE-ERROR

Short Syntax: ENV.005 low temp thresh exceeded: *threshold_temperature_celsiusC* (*threshold_temperature_fahrenheitF*)

Long Syntax: ENV.005 Low temperature threshold has been exceeded. Threshold: *threshold_temperature_celsiusC* (*threshold_temperature_fahrenheitF*)

Description: Trace message indicating that the router passed the low temperature threshold and the low temperature threshold is active. The router generates this message when it first detects that the low temperature condition is active.

Cause: The value of the low temperature threshold is configured too high for the site's average operational ambient temperature.

Action: Verify that the low temperature threshold has been set to the correct desired temperature, with consideration of the site's normal ambient temperature range.

Cause: Possible failure of the environmental control system of the site where the router resides.

Action: Verify the operation of the site's environmental control system.

ESCON Network Interface (ESC)

This chapter describes ESCON Network Interface (ESC) messages. For information on message content and how to use the message, refer to the Introduction.

ESC.001

Level: ALWAYS

Short Syntax: ESC.001 bd frm LANtype *lan_type* LANnum *lan_num* on nt *network*

Long Syntax: ESC.001 frame received for unknown LAN type *lan_type*, LAN number *lan_num* on network *network*

Description: A frame was received from the channel destined for an unknown LAN type or LAN number.

ESC.002

Level: ALWAYS

Short Syntax: ESC.002 bd not *not_id* on nt *network*

Long Syntax: ESC.002 unknown notification *not_id* received from device driver on network *network*

Description: A notification was received from the device driver that was unknown.

ESC.003

Level: UE-ERROR

Short Syntax: ESC.003 bd 8232 cmd *cmd* on nt *network*

Long Syntax: ESC.003 unknown 8232 command *cmd* received on network *network*

Description: An 8232 command was received that was unknown.

ESC.004

Level: ALWAYS

Short Syntax: ESC.004 bd cmd *cmd* on nt *network*

Long Syntax: ESC.004 unknown IORB command *cmd* received on network *network*

Description: An IORB was received that contained an unknown command.

ESC.005

Level: ALWAYS

Short Syntax: ESC.005 no subch on nt *network*

Long Syntax: ESC.005 no subchannels are defined on network *network*, cannot pass self-test

Description: There are no subchannels defined for an ESCON base net so the network cannot be activated (pass self-test).

Cause: The virtual net handler(s) for this base net handler has (have) not been defined correctly.

Action: Define subchannels for the virtual net handler(s) on this ESCON adapter.

ESC.006**Level:** UI-ERROR**Short Syntax:** ESC.006 STOP: no IORB on nt *network***Long Syntax:** ESC.006 network *network* was unable to send a STOP command to the device driver because an IORB was not available**Description:** The network was unable to complete deactivation because there was no IORB available with which to send the STOP command to the device driver.

ESC.007**Level:** P-TRACE**Short Syntax:** ESC.007 frm sent to lt *lantype* In *lannumber* on nt *network***Long Syntax:** ESC.007 A frame was sent to LAN type *lantype*, LAN number *lannumber* on network *network***Description:** A frame was received on the channel and sent to a virtual net handler.

ESC.008**Level:** P-TRACE**Short Syntax:** ESC.008 data frm rcvd from nt *network***Long Syntax:** ESC.008 A data frame was received from network *network***Description:** A data frame was received from a virtual net handler to send to the channel.

ESC.009**Level:** P-TRACE**Short Syntax:** ESC.009 cmd *cmd_code* in frm rcvd from nt *network***Long Syntax:** ESC.009 command *cmd_code* in frame received from network *network***Description:** A command frame was received from a virtual net handler to send to the channel.

ESC.010**Level:** P-TRACE**Short Syntax:** ESC.010 notif *notif_code* rcvd on nt *network***Long Syntax:** ESC.010 notification *notif_code* received from device driver on network *network***Description:** A notification was received from the device driver.

ESC.011**Level:** P-TRACE**Short Syntax:** ESC.011 8232 cmd *cmd_code* rcvd on nt *network***Long Syntax:** ESC.011 8232 command *cmd_code* received on network *network***Description:** An 8232 command was received by the base net handler.

ESC.012**Level:** C-TRACE**Short Syntax:** ESC.012 nt *virtual_net_number* reg on nt *network***Long Syntax:** ESC.012 Network number *virtual_net_number* registering on base network *network***Description:** A virtual net handler is registering with an ESCON base net handler.

ESC.013**Level:** P-TRACE**Short Syntax:** ESC.013 Cmd *cmd_code* fail stat *cmd_status* on nt *network***Long Syntax:** ESC.013 Command *cmd_code* to device driver failed with status *cmd_status* on network *network***Description:** A command that the base net handler sent to the device driver has failed.

ESC.014**Level:** P-TRACE**Short Syntax:** ESC.014 Cmd *cmd_code* sent to DD on nt *network* (sub *locaddr locaddr* *devaddr devaddr* *logpath logpath*)**Long Syntax:** ESC.014 Commands *cmd_code* was sent to the device driver on network *network* (subchannel local address *locaddr*, device address *devaddr*, logical path *logpath*)**Description:** A command was sent to the device driver.

ESC.015**Level:** P-TRACE**Short Syntax:** ESC.015 Snd 8232 resp *cmd_code* (rc *retcode*) on nt *network* (sub *locaddr locaddr* *devaddr devaddr* *logpath logpath*)**Long Syntax:** ESC.015 Sending 8232 response for command *cmd_code* with return code *retcode* on network *network* (subchannel local address *locaddr*, device address *devaddr*, logical path *logpath*)**Description:** An 8232 response was sent to the host.

ESC.016**Level:** P-TRACE**Short Syntax:** ESC.016 Snd not *notification_id* to net *virt_net_number* on nt *network***Long Syntax:** ESC.016 Sending notification *notification_id* to net *virt_net_number* on network *network***Description:** A notification was sent to a virtual net handler from the base net handler.

ESC.017**Level:** U-TRACE**Short Syntax:** ESC.017 *circdn* for nt *net_num* on nt *network***Long Syntax:** ESC.017 *circdn* for net *net_num* called on network *network***Description:** The circuit down routine for a network has been called.

ESC.018**Level:** U-TRACE**Short Syntax:** ESC.018 circup for nt *net_num* on nt *network***Long Syntax:** ESC.018 circup for net *net_num* called on network *network***Description:** The circuit up routine for a network has been called.

ESC.019**Level:** U-TRACE**Short Syntax:** ESC.019 net up for nt *net_num* on nt *network***Long Syntax:** ESC.019 net up for net *net_num* called on network *network***Description:** The net up routine for a virtual network has been called.

ESC.020**Level:** U-TRACE**Short Syntax:** ESC.020 net dn for nt *net_num* on nt *network***Long Syntax:** ESC.020 net down for net *net_num* called on network *network***Description:** The net down routine for a virtual network has been called.

ESC.035**Level:** C-INFO**Short Syntax:** ESC.035 ESCON adapter in slot *slot* is operational.**Long Syntax:** ESC.035 ESCON adapter in slot *slot* is operational.**Description:** The ESCON adapter is operational. The adapter has not yet made a connection to the host.

ESC.036**Level:** UI-ERROR**Short Syntax:** ESC.036 ESCON adapter error, slot= *slot*, subchan= *subchan*, correl=0x *correl*, origcmd=0x *origcmd*, sev= *sev*, rc=0x *rc*.**Long Syntax:** ESC.036 ESCON DD received an Error notif from slot *slot* ESCON adapter; subchan= *subchan*, correl=0x *correl* origcmd=0x *origcmd*, severity= *sev*, rc=0x *rc*.**Description:** The ESCON adapter is reporting an error to the ESCON device driver.**Action:** Typically, no action is required. If the problem persists, contact Software Support. Refer to the documentation for further information.

ESC.037**Level:** UI-ERROR**Short Syntax:** ESC.037 ESCON adapter in slot= *slot* is offline to the host.**Long Syntax:** ESC.037 ESCON adapter in slot= *slot* is offline to the host.**Description:** The ESCON adapter is reporting that it is offline to the host. The adapter will be automatically restarted. Diagnostics will be invoked if the adapter fails to restart.**Action:** If the adapter passes diagnostics but fails to start, contact Software Support.

ESC.038

Level: UI-ERROR

Short Syntax: ESC.038 ESCON DD received i960 Processor Fault notif from slot= *slot* ESCON adapter, Fault Type=0x *ft*.

Long Syntax: ESC.038 ESCON DD received an i960 Processor Fault notif from slot *slot* ESCON adapter with Fault Type=0x *ft*.

Description: The ESCON adapter is reporting that it had an i960 processor fault. The adapter will be automatically restarted. Diagnostics will be invoked if the adapter fails to start.

Action: Contact Software Support.

ESC.039

Level: UI-ERROR

Short Syntax: ESC.039 ESCON DD received SLC2 NMI Detected notif from slot= *slot* ESCON adapter.

Long Syntax: ESC.039 ESCON DD received an SLC2 NMI Detected notif from slot *slot* ESCON adapter.

Description: The ESCON adapter is reporting that it detected an SLC2 NMI error. The adapter will be automatically restarted. Diagnostics will be invoked if the adapter fails to restart.

Cause: This may be the result of disconnecting the ESCON fiber from the ESCON adapter and then reconnecting it.

Action: Contact Software Support.

ESC.040

Level: U-INFO

Short Syntax: ESC.040 ESCON adapter in slot *slot* had an unexpected interrupt.

Long Syntax: ESC.040 ESCON DD received an Unexpected Interrupt notification from slot *slot* ESCON adapter.

Description: ESCON adapter had an unexpected interrupt. If the problem persists, contact Software Support.

ESC.041

Level: UI-ERROR

Short Syntax: ESC.041 ESCON adapter in slot *slot* had a serial engine failure, dump is *log_stat*.

Long Syntax: ESC.041 ESCON DD received a Serial Engine Failure notification from slot *slot* ESCON adapter, dump is *log_stat*.

Description: The ESCON adapter is reporting that it had a serial engine failure. The adapter will be automatically restarted. Diagnostics will be invoked if the adapter fails to restart.

Cause: This may be the result of disconnecting the ESCON fiber from the ESCON adapter and then reconnecting it.

Action: If the adapter fails to restart, contact Software Support.

ESC.042**Level:** UI-ERROR**Short Syntax:** ESC.042 Slot *slot* ESCON adapter microcode aborted with *rc=0x rc*.**Long Syntax:** ESC.042 ESCON DD received a Microcode Aborted notification from slot *slot* ESCON adapter, *rc=0x rc*.**Description:** The ESCON adapter is reporting that the microcode aborted. The adapter will be automatically restarted. Diagnostics will be invoked if the adapter fails to restart.**Cause:** This may be the result of disconnecting the ESCON fiber from the ESCON adapter and then reconnecting it.**Action:** If the adapter fails to restart, contact Software Support.

ESC.043**Level:** C-INFO**Short Syntax:** ESC.043 ESCON DD rcvd Logical Path Estbl notif from slot *slot*, link *addr=0x link*, LPAR=*0x lpar*, *cu-num=0x cu_num*.**Long Syntax:** ESC.043 ESCON DD received a Logical Path Established notification from slot *slot* ESCON adapter, link *addr=0x link*, LPAR=*0x lpar*, *cu-num=0x cu_num*.**Description:** The ESCON adapter has made a connection to the host via one of the configured subchannel paths.

ESC.044**Level:** UI-ERROR**Short Syntax:** ESC.044 ESCON adapter in slot *slot* had a POST error, *error = 0x error*.**Long Syntax:** ESC.044 ESCON adapter in slot *slot* has a POST error, *error = 0x error*.**Description:** The ESCON adapter had a POST error. The adapter will be automatically restarted. Diagnostics will be invoked if the adapter fails to restart.**Action:** If adapter fails to restart, contact Software Support.

ESC.045**Level:** UI-ERROR**Short Syntax:** ESC.045 ESCON adapter in slot *slot* had a POST error, CBSP value=*0x error*.**Long Syntax:** ESC.045 ESCON adapter in slot *slot* had a POST error, CBSP value=*0x error*.**Description:** The ESCON adapter had a POST error. The adapter will be automatically restarted. Diagnostics will be invoked if the adapter fails to restart.**Action:** If adapter fails to restart, contact Software Support.

ESC.046**Level:** UI-ERROR**Short Syntax:** ESC.046 ESCON adapter in slot *slot* did not complete POST.**Long Syntax:** ESC.046 ESCON adapter in slot *slot* did not complete POST.**Description:** The ESCON adapter did not complete POST. The adapter will be automatically restarted. Diagnostics will be invoked if the adapter fails to restart.**Action:** If the adapter passes diagnostics but fails to restart, contact Software Support.

ESC.047

Level: UI-ERROR

Short Syntax: ESC.047 ESCON adapter in slot *slot* had a PrePOST error = 0x *error*.

Long Syntax: ESC.047 ESCON adapter in slot *slot* had a PrePOST error = 0x *error*.

Description: The ESCON adapter had a PrePOST error. The adapter will be automatically restarted. Diagnostics will be invoked if the adapter fails to restart.

Action: If the adapter does not restart, contact Software Support.

ESC.048

Level: UI-ERROR

Short Syntax: ESC.048 Slot *slot* does not contain an ESCON card, identifier = *id*.

Long Syntax: ESC.048 Slot *slot* does not contain an ESCON card, identifier = *id*.

Description: The slot does not contain an ESCON card and the software has been configured for an ESCON adapter in that slot.

Action: Correct the configuration. If the problem occurs after reconfiguration, contact Software Support.

ESC.049

Level: UI-ERROR

Short Syntax: ESC.049 Slot *slot* ESCON Adapter timed-out during initialization, cmd=0x *cmd*.

Long Syntax: ESC.049 Slot *slot* ESCON Adapter timed-out during initialization, cmd=0x *cmd*.

Description: The adapter will be automatically restarted.

Action: If the adapter does not restart, contact Software Support.

ESC.050

Level: UI-ERROR

Short Syntax: ESC.050 Slot *slot* ESCON Control Unit table did not load correctly, rc=0x *rc*, tbl=0x *tbl_num*.

Long Syntax: ESC.050 Slot *slot* ESCON Control Unit table did not load correctly, rc=0x *rc*, tbl=0x *tbl_num*.

Description: The ESCON adapter cannot start properly without these tables. The adapter will be automatically restarted.

Action: If the adapter does not restart, contact Software Support.

ESC.051

Level: UI-ERROR

Short Syntax: ESC.051 ESCON DD could not obtain a Control Buffer from slot *slot* adapter.

Long Syntax: ESC.051 ESCON DD could not obtain a Control Buffer from adapter in slot *slot*.

Description: The device driver requires a buffer from the adapter. If the adapter cannot provide the buffer then the adapter is not functioning properly. The adapter will be restarted automatically.

Action: If the problem persists, contact Software Support.

ESC.052**Level:** U-INFO**Short Syntax:** ESC.052 ESCON DD encountered an internal error for slot *slot*. Identifier = *id*.**Long Syntax:** ESC.052 ESCON DD encountered an internal error for slot *slot*. Identifier = *id*.**Description:** The ESCON device driver has encountered a condition that it cannot handle properly.**Action:** If the problem persists, contact Software Support.

ESC.053**Level:** UI-ERROR**Short Syntax:** ESC.053 ESCON DD detected a CRC error in CU Table *tbl_num* for slot *slot*.**Long Syntax:** ESC.053 ESCON DD detected a CRC error in CU Table *tbl_num* for slot *slot*.**Description:** The adapter will be restarted automatically.**Action:** If the problem persists, contact Software Support.

ESC.054**Level:** UI-ERROR**Short Syntax:** ESC.054 ESCON DD could not obtain system memory; slot=0x *slot*, identifier= *id*.**Long Syntax:** ESC.054 ESCON DD could not obtain system memory; slot=0x *slot*, identifier= *id*.**Description:** If this error occurred during initialization, the adapter will be restarted.**Action:** If the problem persists, contact Software Support.

ESC.055**Level:** UI-ERROR**Short Syntax:** ESC.055 ESCON DD could not open dump files on harddrive. Dumps not available for slot *slot* adapter.**Long Syntax:** ESC.055 ESCON DD could not open the dump files on the harddrive. The dumps are not available for slot *slot* adapter**Description:** The device driver attempted to open a file on the harddrive but was unsuccessful. The dump of the ESCON adapter is not available.**Action:** If problems with the adapter persist, contact Software Support.

ESC.056**Level:** UI-ERROR**Short Syntax:** ESC.056 ESCON DD could not dump all slot *slot* ESCON adapter *data_type* data to the dump file.**Long Syntax:** ESC.056 ESCON DD could not dump all of the slot *slot* ESCON adapter *data_type* data to the dump file on the harddrive.**Description:** The device driver attempted to dump the ESCON adapter data to a file on the harddrive. The IRAM dump may be partially available in c:\ESCONIx.DMP, where x is the

slot number. The DRAM dump may be partially available in c:\ESCONDx.DMP, where x is the slot number.

Action: Contact Software Support.

ESC.057

Level: C-INFO

Short Syntax: ESC.057 ESCON DD received a reset subchannel notif for subchannel 0x *sc*, slot= *slot*.

Long Syntax: ESC.057 ESCON DD received a reset subchannel notification for sub-channel 0x *sc*, slot= *slot*.

Description: The device driver received a reset subchannel notification.

ESC.058

Level: C-INFO

Short Syntax: ESC.058 Incorrect subchannel configuration detected for slot *slot* ESCON adapter.

Long Syntax: ESC.058 Incorrect subchannel configuration detected for slot *slot* ESCON adapter.

Description: The device driver has detected that a subchannel configuration is incorrect. Correctly configured subchannels should not be affected by this problem.

Action: Correct the configuration.

ESC.059

Level: UI-ERROR

Short Syntax: ESC.059 ESCON DD could not obtain a Command FIFO entry from slot *slot* adapter.

Long Syntax: ESC.059 ESCON DD could not obtain a Command FIFO entry from adapter in slot *slot*.

Description: The device driver requires a Command FIFO entry in order to communicate with the adapter. If the adapter cannot obtain an entry during initialization, the adapter will be restarted. If the adapter cannot obtain an entry at any other time, the internal software will attempt to recover.

Action: If the problem persists, contact Software Support.

ESC.060

Level: P-TRACE

Short Syntax: ESC.060 ESCON DD sending frame from slot= *slot*,, subchan= *subchan*,, LT= *lantype*,, LN= *lanum*, to base net.

Long Syntax: ESC.060 ESCON DD rcvd frame from slot *slot*, ESCON, subchan= *subchan*,, LanType= *lantype*,, and LanNum= *lanum*; sending it to base net.

Description: A frame was received by the channel and was sent to the ESCON base net handler.

ESC.061**Level:** P-TRACE**Short Syntax:** ESC.061 ESCON DD rcvd frame from net handler for slot= *slot*,, subchan= *subchan*,, LT= *lantype*,, LN= *lannum*,,PDU-hdr= *pdu_len***Long Syntax:** ESC.061 ESCON DD received a frame from a net handler destined for slot *slot*, ESCON adapter, subchan= *subchan*,, LanType= *lantype*,, and LanNum= *lannum*,, PDU-header len= *pdu_len*.**Description:** An ESCON-related nethandler sent the ESCON DD a frame to transmit.

ESC.062**Level:** P-TRACE**Short Syntax:** ESC.062 ESCON DD rcvd *cmd*, *cmd* from net handler for slot *slot* ESCON.**Long Syntax:** ESC.062 ESCON DD received *cmd*, command from net handler for slot *slot* ESCON adapter.**Description:** An ESCON-related net handler sent the ESCON DD a command.

ESC.063**Level:** P-TRACE**Short Syntax:** ESC.063 ESCON DD rcvd *cmd*, *cmd* from nethandler for slot *slot*, ESCON, subchan= *subchan*.**Long Syntax:** ESC.063 ESCON DD received *cmd*, command from a nethandler for slot *slot*, ESCON adapter, subchan= *subchan*.**Description:** An ESCON-related net handler sent the ESCON DD a command.

ESC.064**Level:** P-TRACE**Short Syntax:** ESC.064 ESCON DD sent *notif*, *notif* for slot *slot*, ESCON, subchan= *subchan*,, LT= *lantype*,, LN= *lannum*, to nethandler.**Long Syntax:** ESC.064 ESCON DD sent *notif*, *notif* for slot *slot*, ESCON adapter, subchan= *subchan*,, LT= *lantype*,, LN= *lannum*, to nethandler.**Description:** The ESCON device driver sent a notification to an ESCON-related net handler

ESC.065**Level:** U-INFO**Short Syntax:** ESC.065 ESCON adapter ran out of rcv buffers, LCS frame discarded, slot= *slot*, local sc= *subchan***Long Syntax:** ESC.065 ESCON adapter ran out of receive buffers and discarded an LCS frame; slot= *slot* local subchan= *subchan*.**Description:** The ESCON adapter is reporting that it discarded an LCS frame because it could not obtain a receive buffer.**Action:** Typically, no action is required. If the problem persists, increase the number of receive buffers for this ESCON adapter.

ESC.066**Level:** UI-ERROR**Short Syntax:** ESC.066 ESCON adapter ran out of rcv buffers, LSA frame discarded, slot=*slot*, local sc= *subchan***Long Syntax:** ESC.066 ESCON adapter ran out of receive buffers and discarded an LSA frame; slot= *slot* local subchan= *subchan*.**Description:** The ESCON adapter is reporting that it discarded an LSA frame because it could not obtain a receive buffer.**Action:** Increase the number of receive buffers for this ESCON adapter.

ESC.067**Level:** U-INFO**Short Syntax:** ESC.067 ESCON adapter ran out of rcv buffers, MPC+ frame discarded, slot= *slot*, local sc= *subchan***Long Syntax:** ESC.067 ESCON adapter ran out of receive buffers and discarded an MPC+ frame; slot= *slot* local subchan= *subchan*.**Description:** The ESCON adapter is reporting that it discarded an MPC+ frame because it could not obtain a receive buffer.**Action:** Typically, no action is required. If the problem persists, increase the number of receive buffers for this ESCON adapter.

Panic escnomem**Short Syntax:** escnomem: ESCON handler no memory**Description:** An ESCON handler cannot allocate memory for control block(s).**Action:** Contact customer service.

Panic escnsram**Short Syntax:** escnsram: ESCON SRAM not found**Description:** The SRAM record for an ESCON handler could not be found.**Action:** Contact customer service.

Panic escbprt**Short Syntax:** escbprt: bad prot init**Description:** An unsupported Network Layer protocol tried to initialize an ESCON handler.**Action:** Contact customer service.

Panic escdreg**Short Syntax:** escdreg: virt net already reg**Description:** An ESCON virtual net handler has already registered with the base.**Action:** Contact customer service.

Panic escbreq

Short Syntax: escbreq: bad xmit rqst

Description: An unsupported protocol packet was given to the ESCON handler for transmission.

Action: Contact customer service.

Panic escnosub

Short Syntax: escnosub: subch not found

Description: The requested logical path and device address was not found in the ESCON base handler subchannel table.

Action: Contact customer service.

Panic escbcall

Short Syntax: escbcall: bad call to routine.

Description: An invalid call was made to a routine.

Action: Contact customer service.

End System Intermediate-System Protocol (ESIS)

This chapter describes End System Intermediate-System Protocol (ESIS) messages. For information on message content and how to use the message, refer to the Introduction.

ESIS.001

Level: UE-ERROR

Short Syntax: ESIS.001 ESIS input que ovflw

Long Syntax: ESIS.001 ESIS input queue overflow

Description: The ESIS task input queue has overflowed, packet is dropped.

ESIS.002

Level: UE-ERROR

Short Syntax: ESIS.002 rcvd incmplt pkt

Long Syntax: ESIS.002 received incomplete packet

Description: A packet fragment recognized as an ESIS packet was received.

ESIS.003

Level: UE-ERROR

Short Syntax: ESIS.003 rcvd pkt bad chksm= *pkt_chksum*

Long Syntax: ESIS.003 received packet with a bad checksum = *pkt_chksum*

Description: An ESIS packet was received but had a bad checksum.

ESIS.004

Level: UE-ERROR

Short Syntax: ESIS.004 rcvd pkt bad vers # = *version_number*

Long Syntax: ESIS.004 received packet with a bad version number (vers = *version_number*)

Description: An ESIS packet was received but had a bad or unsupported version number.

ESIS.005

Level: UE-ERROR

Short Syntax: ESIS.005 rcvd pkt bad typ # = *type_field*

Long Syntax: ESIS.005 received packet with a bad type field (vers = *type_field*)

Description: An ESIS packet was received but had a bad or unsupported type field.

ESIS.006

Level: UE-ERROR

Short Syntax: ESIS.006 no iob avail to snd hello

Long Syntax: ESIS.006 no i/o buffer available to send hello

Description: An attempt to send an ESIS hello failed because of a lack of system i/o buffers.

ESIS.007

Level: UE-ERROR

Short Syntax: ESIS.007 cnnt snt hello pkt hndlr err

Long Syntax: ESIS.007 cannot send a hello packet, handler error

Description: An ESIS hello packet coundn't be sent because of a handler error.

ESIS.008

Level: P-TRACE

Short Syntax: ESIS.008 sent hello *source_NSAP* on int *interface_#*

Long Syntax: ESIS.008 sent hello packet with source nsap *source_NSAP* on int *interface_#*

Description: An ESIS hello packet was sent out on an interface.

ESIS.009

Level: UE-ERROR

Short Syntax: ESIS.009 rcvd hello packet with a bad header

Long Syntax: ESIS.009 rcvd hello packet with a bad header

Description: Received hello packet with a holding time or reserved field.

ESIS.010

Level: UE-ERROR

Short Syntax: ESIS.010 rcvd hello bad nsap *source_NSAP*

Long Syntax: ESIS.010 received hello with bad nsap *source_NSAP*

Description: An ESIS hello packet was received with a bad nsap or one that overran the packet.

ESIS.011

Level: UE-ERROR

Short Syntax: ESIS.011 rcvd hello pkt bad opt

Long Syntax: ESIS.011 received packet with a bad optional parameter

Description: An ESIS CLNP data packet was received with bad option parameter(s).

ESIS.012

Level: P-TRACE

Short Syntax: ESIS.012 rcvd hello from *source_NSAP* int *interface* net *network_name*

Long Syntax: ESIS.012 rcvd hello packet with source nsap *source_NSAP* on int *interface*, net *network_name*

Description: An ESIS hello packet was received on the specified interface.

ESIS.013**Level:** UE-ERROR**Short Syntax:** ESIS.013 rcvd hello unsp dom src *source_NSAP***Long Syntax:** ESIS.013 rcvd hello packet unsupported domain *source_NSAP***Description:** An ESIS hello packet was received with an unrecognized IDI.

ESIS.014**Level:** UE-ERROR**Short Syntax:** ESIS.014 no rsrc to instl rt**Long Syntax:** ESIS.014 no resources to install route**Description:** An ESIS hello packet was received but there were no resources available to install the route.

ESIS.015**Level:** UE-ERROR**Short Syntax:** ESIS.015 rcvd hello ng cnfltn g rt *source_NSAP***Long Syntax:** ESIS.015 received hello no good conflicting route *source_NSAP***Description:** An ESIS hello packet was received but could not be entered into the data-base since there was a static or dynamic route already defined that conflicted with the route in the hello.

ESIS.016**Level:** UE-ERROR**Short Syntax:** ESIS.016 tmd out rte reac *source_NSAP***Long Syntax:** ESIS.016 timed out route reactivated *source_NSAP***Description:** An ESIS hello packet was received with a route that had been previously timed out.

ESIS.017**Level:** UE-ERROR**Short Syntax:** ESIS.017 no rsrc to snd rdrct**Long Syntax:** ESIS.017 no resources to send redirect**Description:** An ESIS redirect packet could not be sent due to a lack of resources.

ESIS.018**Level:** UE-ERROR**Short Syntax:** ESIS.018 rdrct nt snt hndlr err**Long Syntax:** ESIS.018 redirect not sent, handler error**Description:** An ESIS redirect packet could not be sent due to a handler error.

ESIS.019

Level: P-TRACE

Short Syntax: ESIS.019 sent rdrc to: *dest_NSAP*

Long Syntax: ESIS.019 sent redirect packet to: *dest_NSAP*

Description: An ESIS redirect packet was sent out on an interface.

ESIS.020

Level: UE-ERROR

Short Syntax: ESIS.020 tmd out rte *source_NSAP*

Long Syntax: ESIS.020 timed out route *source_NSAP*

Description: An ESIS hello route has been timed out.

ESIS.021

Level: UI_ERROR

Short Syntax: ESIS.021 Unable to allocate resources for a new ES adjacency

Long Syntax: ESIS.021 Unable to allocate resources for a new ES adjacency

Description: We were unable to get an adjacency structure for a new end system adjacency.

ESIS.022

Level: UE_ERROR

Short Syntax: ESIS.022 hello PDU dropped, rcvd over p-to-p cir *cct_num*

Long Syntax: ESIS.022 hello PDU dropped, received over point-to-point circ *cct_num*

Description: An ESIS hello PDU was received over a point-to-point circuit - the packet was dropped because ESIS does not run over point-to-point circuits.

ESIS.023

Level: UE_ERROR

Short Syntax: ESIS.023 hello PDU dropped, no matching area address

Long Syntax: ESIS.023 ESIS hello PDU dropped, no matching area address

Description: An ESIS hello PDU was dropped because the area address portion of its source NSAP didn't match one of the router's manual area addresses.

ESIS.024

Level: P-TRACE

Short Syntax: ESIS.024 dropped hello from *source_NSAP* int *interface* net *network_name*
manual ES adjacency exists

Long Syntax: ESIS.024 dropped hello packet with source nsap *source_NSAP* on int *interface*, net *network_name* - manual ES adjacency exists

Description: An ESIS hello packet was dropped on the specified interface because a manual adjacency exists for the ES.

Ethernet Network Interface (ETH)

This chapter describes Ethernet Network Interface (ETH) messages. For information on message content and how to use the message, refer to the Introduction.

ETH.001

Level: P-TRACE

Short Syntax: ETH.001 brd rcv unkwn typ *packet_type* *source_Ethernet_address* -> *destination_Ethernet_address* nt *network*

Long Syntax: ETH.001 broadcast packet received with unknown Ethernet type *packet_type* from host *source_Ethernet_address* to *destination_Ethernet_address* network *network*

Description: A broadcast packet was received with an unknown or unsupported Ethernet type field.

ETH.002

Level: UE-ERROR

Short Syntax: ETH.002 rcv unkwn typ *packet_type* *source_Ethernet_address* -> *destination_Ethernet_address* nt *network*

Long Syntax: ETH.002 packet received with unknown Ethernet type field *packet_type* from *source_Ethernet_address* to *destination_Ethernet_address* network *network*

Description: A non-broadcast packet was received with an unknown or unsupported Ethernet type field.

ETH.003

Level: P-TRACE

Short Syntax: ETH.003 brd 802.3 bd ln *actual_length* *claimed_length* *source_Ethernet_address* -> *destination_Ethernet_address* nt *network*

Long Syntax: ETH.003 broadcast packet received with a bad 802.3 length field actual *actual_length* claimed *claimed_length* from *source_Ethernet_address* to *destination_Ethernet_address* network *network*

Description: A broadcast packet was received with a type field that indicated 802.3 but was shorter than data length claimed in the 802.3 header.

ETH.004

Level: UE-ERROR

Short Syntax: ETH.004 802.3 bd ln *actual_length* *claimed_length* *source_Ethernet_address* -> *destination_Ethernet_address* nt *network*

Long Syntax: ETH.004 packet received with a bad 802.3 length field actual *actual_length* claimed *claimed_length* from *source_Ethernet_address* to *destination_Ethernet_address* network *network*

Description: A non-broadcast packet was received with a type field that indicated 802.3 but was shorter than data length claimed in the 802.3 header.

ETH.005**Level:** UE-ERROR**Short Syntax:** ETH.005 DN bd ln *actual_length claimed_length source_Ethernet_address* -> *destination_Ethernet_address* nt *network***Long Syntax:** ETH.005 DECnet packet received with a bad length actual *actual_length* claimed *claimed_length* from *source_Ethernet_address* to *destination_Ethernet_address* network *network***Description:** A DECnet packet was received with a length field that was larger than the actual length of the packet.

ETH.010**Level:** C-INFO**Short Syntax:** ETH.010 LLC unk SAP *DSAP source_Ethernet_address* -> *destination_Ethernet_address* nt *network***Long Syntax:** ETH.010 802.2 LLC packet received with unknown DSAP *DSAP* from host *source_Ethernet_address* to *destination_Ethernet_address* network *network***Description:** An 802.2 LLC packet was received from the network with an inactive (unrecognized) DSAP.

ETH.011**Level:** C-INFO**Short Syntax:** ETH.011 LLC nt typ 1 *LLC_control_type* nt *network***Long Syntax:** ETH.011 802.2 LLC packet received, not Type 1 *LLC_control_type* network *network***Description:** A packet was received from the network that had an LLC but was not a Type 1 LLC.

ETH.012**Level:** C-INFO**Short Syntax:** ETH.012 LLC RSP *LLC_SSAP* nt *network***Long Syntax:** ETH.012 LLC RESPONSE packet received *LLC_SSAP* network *network***Description:** An LLC response was received from the network.

ETH.013**Level:** C-INFO**Short Syntax:** ETH.013 LLC XID *LLC_SSAP* nt *network***Long Syntax:** ETH.013 LLC XID packet received *LLC_SSAP* network *network***Description:** An LLC XID packet was received from the network.

ETH.014**Level:** C-INFO**Short Syntax:** ETH.014 LLC TEST *LLC_SSAP* nt *network***Long Syntax:** ETH.014 LLC TEST packet received *LLC_SSAP* network *network***Description:** An LLC TEST packet was received from the network.

ETH.015**Level:** U-INFO**Short Syntax:** ETH.015 unrec ctl *LLC_control_field* nt *network***Long Syntax:** ETH.015 packet received with unrecognized control field *LLC_control_field* network *network***Description:** A packet was received from the network that had an illegal control field or UI.

ETH.017**Level:** P-TRACE**Short Syntax:** ETH.017 LOOP rcv *source_Ethernet_address* -> *destination_Ethernet_address*, nt *network***Long Syntax:** ETH.017 Loopback Protocol frame received from *source_Ethernet_address* to *destination_Ethernet_address*, network *network***Description:** An Ethernet Loopback Protocol (Configuration Testing Protocol) packet was received.

ETH.018**Level:** UE-ERROR**Short Syntax:** ETH.018 LOOP odd skip *count*, *source_Ethernet_address* -> *destination_Ethernet_address*, nt *network***Long Syntax:** ETH.018 Loopback Protocol, odd skipCount *count* from *source_Ethernet_address* to *destination_Ethernet_address*, network *network***Description:** An Ethernet Loopback Protocol (Configuration Testing Protocol) packet had an odd skipCount in the packet. It will be discarded.**Cause:** Programming error on remote node.

ETH.019**Level:** UE-ERROR**Short Syntax:** ETH.019 LOOP func *function* not forw, *source_Ethernet_address* -> *destination_Ethernet_address*, nt *network***Long Syntax:** ETH.019 Loopback Protocol, function *function* not Forward Data from *source_Ethernet_address* to *destination_Ethernet_address*, network *network***Description:** An Ethernet Loopback Protocol (Configuration Testing Protocol) packet did not have a function code of forward (2). It will be discarded.**Cause:** Function code was reply (1), because we were the ultimate destination of this packet.**Action:** None.**Cause:** Undefined function code, due to programming error in remote node.

ETH.020**Level:** UE-ERROR**Short Syntax:** ETH.020 LOOP mc fwd dst *forward_Ethernet_address*, *source_Ethernet_address* -> *destination_Ethernet_address*, nt *network***Long Syntax:** ETH.020 Loopback Protocol, multicast forward address *forward_Ethernet_address* from *source_Ethernet_address* to *destination_Ethernet_address*, network *network*

Description: An Ethernet Loopback Protocol (Configuration Testing Protocol) packet has a forward address that is a multicast. It will be discarded.

Cause: Programming error in remote node.

ETH.021

Level: P-TRACE

Short Syntax: ETH.021 LOOP fwd *source_Ethernet_address* -> *forward_Ethernet_address*, *nt network*

Long Syntax: ETH.021 Loopback Protocol, forwarding from *source_Ethernet_address* to *forward_Ethernet_address*, *network network*

Description: An Ethernet Loopback Protocol (Configuration Testing Protocol) packet is being forwarded to the specified next hop.

ETH.022

Level: UI-ERROR

Short Syntax: ETH.022 LOOP fwd to *forward_Ethernet_address* dsc, *rsn code*, *nt network*

Long Syntax: ETH.022 Loopback protocol, forward to *forward_Ethernet_address* discarded, for reason *code*, *network network*

Description: A Ethernet Loopback Protocol (Configuration Testing Protocol) packet could not be forwarded to the specified address, for the reason specified by code.

ETH.023

Level: UI-ERROR

Short Syntax: ETH.023 LLC RSP to *destination_Ethernet_address* dsc, *rsn code*, *nt network*

Long Syntax: ETH.023 LLC response to *destination_Ethernet_address* discarded, for reason *code*, *network network*

Description: An LLC response (XID or TEST) could not be transmitted to the specified address, for the reason specified by code.

ETH.024

Level: UE-ERROR

Short Syntax: ETH.024 MOP bd ln *actual_length claimed_length source_Ethernet_address* -> *destination_Ethernet_address* *nt network*

Long Syntax: ETH.024 DECnet MOP packet received with a bad length actual *actual_length* claimed *claimed_length* from *source_Ethernet_address* to *destination_Ethernet_address* *network network*

Description: A DECnet MOP packet was received with a length field that was larger than the actual length of the packet.

ETH.025

Level: UE-ERROR

Short Syntax: ETH.025 LOOP bd skp *count*, *source_Ethernet_address* -> *destination_Ethernet_address*, *nt network*

Long Syntax: ETH.025 Loopback Protocol, bad skipCount *count* from *source_Ethernet_address* to *destination_Ethernet_address*, *network network*

Description: An Ethernet Loopback Protocol (Configuration Testing Protocol) packet had a skipCount in the packet that points to beyond the end of the packet. It will be discarded.

Cause: Programming error on remote node.

ETH.042

Level: UI-ERROR

Short Syntax: ETH.042 Unable to get buf for ethernet packet.

Long Syntax: ETH.042 Unable to get buffer for ethernet packet.

Description: A buffer to set an Ethernet address, or to copy an Ethernet packet couldn't be gotten because of a buffer shortage.

ETH.043

Level: ALWAYS

Short Syntax: ETH.043 CMD596 Command Timeout. Interface *network* being restarted.

Long Syntax: ETH.043 CMD596 Command Timeout. Interface *network* being restarted.

Description: The 82596 chip on the interface card has failed to clear the command field for this interface. The interface will be re-initialized.

ETH.044

Level: ALWAYS

Short Syntax: ETH.044 I5IOCTL Bad Command *network* being restarted.

Long Syntax: ETH.044 I5IOCTL Bad Command *network* being restarted.

Description: An Incorrect command field has been sent to the driver. The interface will be re-initialized.

ETH.045

Level: UI-ERROR

Short Syntax: ETH.045 Eth self-test *selftest_phase* fld *error_condition* nt *network*

Long Syntax: ETH.045 Ethernet self-test phase *selftest_phase* failed: *error_condition*, *network network*

Description: The selftest for the Ethernet card has reported an error during selftest. The phases are "Reset board", "Reset delay", "Check reset done", "Check reset delay", "Init SCB", "Init SCB delay", "Init SCB completion", "Read hardware address", "Set bus throttle timers", "Internal loopback", "Set hardware address", "Enable receive", "Internal loopback (output)", "Check internal loopback data", "External loopback", "External loopback delay", "External loopback (output)", "Check external loopback data", "Network loopback", "Network loopback delay", "Network loopback (output)", "Check network loopback data", "Clear loopback", and "Operational test".

Cause: In the "Reset board" phase, the error "Packetsize of < 1500 bytes" indicates that the interface has been provided with buffers that are too small.

Action: Correct configuration of system that is artificially reducing packet size below Ethernet requirement of 1500 bytes.

Cause: In all phases, the error "No buffers" indicates that there is a severe packet buffer shortage in the router.

Action: Increase buffer memory size, decrease buffer size on configurable networks.

Cause: In phase "Init SCB completion", the error "ISCP busy not 0" indicates that the BUSY byte of the 82596 Intermediate System Configuration Pointer (ISCP) did not clear after the CA signal was sent.

Action: This indicates a probable hardware problem with the interface or router. Run diagnostics.

Cause: The error "Unexpected receive pkt" indicates that the interface received a packet in a self-test state where it did not expect to receive a packet.

Action: This indicates a possible hardware problem with the interface. Run diagnostics.

Cause: The error "Loop back count error", indicates that the received loopback packet was not of the same length as the transmitted one.

Action: This indicates a possible hardware problem with the interface. Run diagnostics.

Cause: The error "Loop back stat error" indicates that the receive of the loopback packet had an unsuccessful error status.

Action: This indicates a possible hardware problem with the interface. Run diagnostics.

Cause: The error "Loop back data error" indicates that there was a data mismatch in the loopback packet.

Action: This indicates a possible hardware problem with the interface. Run diagnostics.

Cause: In the "Operational test" phase, the error "maintenance failure" indicates that the interface could not perform a successful maintenance test. (The maintenance test sends one packet and checks for carrier sense.)

Action: Check the transceiver cabling and hardware.

Cause: In all phases, the error "timeout" indicates that the entire self-test did not complete within one-eighth of a second.

ETH.046

Level: UE-ERROR

Short Syntax: ETH.046 IPX pkt in *received_encapsulation* encap ign, using *configured_encapsulation* encaps, nt *network*

Long Syntax: ETH.046 IPX pkt in encapsulation *received_encapsulation* ignored, using encapsulation *configured_encapsulation* on network *network*

Description: This message is generated when an IPX packet is received in a data-link encapsulation (frame) other than the one configured for IPX on this interface. The packet will be ignored. The *received_encapsulation* and *configured_encapsulation* are one of "ETHERNET_802.3", "ETHERNET_II", "ETHERNET_802.2", or "ETHERNET_SNAP". ETHERNET_802.3 is also known as "Novell", and ETHERNET_II is also known as "Ethernet".

Cause: If only one encapsulation is being used on this network, this node's encapsulation is not the same as all other IPX nodes on the network.

Action: Configure all nodes on network to use same encapsulation.

Cause: If multiple encapsulations are being used on this network, a packet has been received from a node using an encapsulation different from this node.

ETH.047

Level: UI-ERROR

Short Syntax: ETH.047 Eth self-test *selftest_phase* fld *error_condition* nt *network*

Long Syntax: ETH.047 Ethernet port self-test phase *selftest_phase* failed: *error_condition*, network *network*

Description: The self-test for the SCC Ethernet port has reported an error during self-test. The phases are "Reset port", "Set media selection", "Set hardware address", "Network loopback", "Enable receive", "Network loopback (output)", "Check network loopback data", "Clear loopback", "Set multicast addresses", and "Operational test".

Cause: In the "Reset port" phase, the error "Packetsize of < 1500 bytes" indicates that the interface has been provided with buffers that are too small.

Action: Correct the configuration of the system that is artificially reducing packet size below the Ethernet requirement of 1500 bytes.

Cause: In all phases, the error "No buffers" indicates that there is a severe packet buffer shortage in the router.

Action: Increase memory size, decrease size of routing tables, decrease buffer allocations to networks, decrease buffer size on configurable networks.

Cause: The error "Loop back data error" indicates that there was a data mismatch in the loopback packet.

Action: This indicates a possible hardware problem with the interface. Run diagnostics.

Cause: The error "Loop back count error" indicates that the received loopback packet was not of the same length as the transmitted one.

Action: This indicates a possible hardware problem with the interface. Run diagnostics.

Cause: The error "Loop back status error" indicates that the receive of the loopback packet had an unsuccessful error status.

Action: This indicates a possible hardware problem with the interface. Run diagnostics.

Cause: In all phases, the error "Timeout" indicates that the entire self-test did not complete within one-eighth of a second.

Action: This indicates a possible hardware problem with the interface. Run diagnostics.

Cause: In the "Operational test" phase, the error "maintenance failure" indicates that the interface could not perform a successful maintenance test. (The maintenance test sends one packet and checks for carrier sense.)

Action: Check the transceiver cabling and hardware. The router is probably not connected to the Ethernet correctly, or there is a hardware failure.

ETH.048

Level: UI-ERROR

Short Syntax: ETH.048 Eth Error *adapterror_condition adapdiag_code* nt *network*

Long Syntax: ETH.048 Ethernet adapter error: *adapterror_condition*, diag *adapdiag_code* network *network*

Description: An error was encountered on the Fast Ethernet port. The causes are "Error status from TB", "Invalid counter from TB", "Timeout waiting for valid link status", "Timeout waiting for auto negotiation", "Link partner does not support auto negotiation", "Address parity error detected on bus", "Unable to set multicast address. State = ", "Burnt-in UAA is used due to illegitimate LAA", and "Lost connection to link partner. phy reg01 = ".

Cause: "Error status from TB" indicates that the transparent bridging logic on the interface signalled an error condition during initialization.

Action: Issue the test command for the interface. If the message re-appears, then power the system off and on. If the message re-appears, run diagnostics on the interface. If the diagnostics indicate a similar problem, the interface card may need to be replaced.

Cause: "Invalid counter from TB" indicates the 'frames filtered' counter test failed during initialization of the transparent bridge logic.

Action: Issue the test command for the interface. If the message re-appears, then power the system off and on. If the message re-appears, run diagnostics on the interface. If the diagnostics indicate a similar problem, the interface card may need to be replaced.

Cause: "Timeout waiting for valid link status" indicates that the interface is not receiving a valid link signal from its link partner. Interface will no longer wait for the link signal. Instead it will reset the interface and resume listening for a valid link signal. This condition can occur due to the following causes: 1) Bad or incorrect length of cable from interface to its link partner. 2) Disabled or malfunctioning port on the link partner. 3) The connector(s) on the

cable is bad or not properly inserted into the port(s). 4) Speed or duplex mode configured for interface is not supported by the link partner.

Action: For 1), verify that there is no discontinuity in the cable. For 2), try a different port on the link partner. Ensure that it has not been disabled. For 3), Ensure both ends of the cable are inserted all the way into the port at both ends. Also ensure that it is not a cross-wired cable. For 4), Check the capabilities of the link partner and configure the interface accordingly.

Cause: "Timeout waiting for auto negotiation" indicates that the interface is getting a valid link signal from the link partner, however the auto-negotiation function is failing.

Action: Check the capabilities of the link partner and configure the interface accordingly. If auto-negotiation is still unsuccessful, ensure that the cable length is not between 35-40 meters in length.

Cause: "Link partner does not support auto negotiation" indicates the interface has detected that the link partner is not capable of performing auto-negotiation.

Action: Check the capabilities of the link partner and configure the interface accordingly.

Cause: "Address parity error detected on bus" indicates that the interface has detected a parity error.

Action: If this message occurs more than once, issue the test command for the interface. If the message re-appears, then power the system off and on. If the message re-appears, run diagnostics on the interface. If the diagnostics indicate a similar problem, the interface card may need to be replaced.

Cause: "Unable to set multicast address" indicates that the interface was unable to set the filter which will permit receipt of frames destined to a certain multicast address. This can happen when the interface is unable to suspend the hardware to perform the operation.

Action: Issue the "Test" command for this interface, or disable and re-enable the interface. This will cause the hardware for this interface to be reset and allow storage of the multicast filter masks.

Cause: "Burnt-in UAA is used due to illegitimate LAA" indicates that the user specified locally administered MAC address is invalid. The universal address assigned to the interface will be used instead.

Action: If the locally administered address must be used on this interface, change the configuration providing a legal locally administered MAC address and restart the system.

Cause: "Lost connection to link partner" indicates that the interface has detected loss of a valid link signal from its link partner. This can occur under the following conditions: 1) The cable connector is removed or not properly inserted at either ends 2) The cable has been damaged. 3) The link partner is not sending valid link signals. (Note this can be a temporary condition from a link partner).

Action: For 1) Ensure that both the connectors are properly inserted. 2) Ensure that the cable has not been harmed. 3) Ensure that the link partner is functioning normally.

ETH.049

Level: C-INFO

Short Syntax: ETH.049 Eth Info. *adaptinfo_condition adaptinfo_data nt network*

Long Syntax: ETH.049 Ethernet adapter info: *adaptinfo_condition*, Data: *adaptinfo_data network network*

Description: Information notification for the Fast Ethernet interface. The reasons are "TB has been disabled. State = ", "TB has been enabled. State = ", "Auto Negotiation is complete. RC = ", "Interface operating at speed (Mbps) = ", "Interface operating at half duplex. RC = ", "Interface operating at full duplex. RC = ", "Configured speed does not match neg speed. RC = ", "Configured duplex does not match neg duplex. RC = ", "Resetting the interface. State = ", "Issued -purge all entries- command to TB. State = ", "Issued -age-command to TB. Current Age = ", "Interface close command received. State = ", "Add multi-

cast address command received. State = ", "Set LAA MAC address command received. State = ", "Setting new age for TB. New age = ", and "CAM is full. State = ".

Cause: "TB has been disabled" indicates that transparent bridging support has been disabled on the interface. The interface will no longer learn nor filter incoming frames.

Action: None.

Cause: "TB has been enabled" indicates that transparent bridging support has been enabled on the interface. The interface will now filter incoming packets.

Action: None.

Cause: "Auto Negotiation is complete" indicates the interface has successfully completed auto-negotiating with its link partner.

Action: None.

Cause: "Interface operating at speed (Mbps) " indicates the speed at which the interface is operating with its link partner.

Action: None.

Cause: "Interface operating at half duplex" indicates that the interface is operating in half-duplex mode with its link partner.

Action: None.

Cause: "Interface operating at full duplex" indicates that the interface is operating in full-duplex mode with its link partner.

Action: None.

Cause: "Configured speed does not match hub speed" indicates that the interface is operating at a speed different from the one configured in the system.

Action: If the operating speed is not desired, then change the value specified for speed in the configuration.

Cause: "Configured duplex does not match hub duplex" indicates that the interface is operating in a mode different from the one configured in the system.

Action: If the operating mode is not desired, then change the value specified for mode in the configuration.

Cause: "Resetting the interface" indicates that the interface is undergoing a reset operation. This is always done whenever the interface is enabled or is automatically trying to enable itself. The interface will automatically attempt to enable itself when it detects loss of connectivity on the link or when the system has asked it to perform a self test due to IO failure.

Action: None.

Cause: "Issued -purge all entries- command to TB" indicates that all learnt addresses in the interface's tables will be deleted. The interface will begin re-learning MAC address as it receives frames. This is a normal operation as the bridge learns its topology and updates its age value.

Action: None.

Cause: "Issued -age- command to TB. Current Age = " indicates that the interface will delete all MAC addresses from its tables from which it has not heard since the previous age event. The age value corresponds to the value configured to the bridging protocol.

Action: None.

Cause: "Interface close command received" indicates the interface has been requested to cease all operations. Transmit and receive functions will be suspended until the interface is reactivated.

Action: None.

Cause: "Add multicast address command received" indicates that the interface has been given a multicast address to be used in filtering frames. Any frames with destination address equal to the specified multicast address will be filtered and discarded.

Action: None.

Cause: "Set LAA MAC address command received" indicates that the interface will override the use of the assigned Universal MAC address with the locally administered address obtained from the configuration.

Action: None.

Cause: "Setting new age for TB. New age = " indicates that the interface has been provided with a new value for aging out old MAC addresses from its tables. The new age indicated is a hexadecimal value.

Action: None.

Cause: "CAM is full" indicates that the address table on the interface is full, and there is no room to learn any new source addresses. The interface driver will automatically age out old entries when this condition occurs to make room for more new addresses.

Action: None.

Cause: "Burnt-in UAA is used due to illegitimate LAA" indicates that the user specified locally administered MAC address is invalid. The universal address assigned to the interface will be used instead.

Action: If the locally administered address must be used on this interface, change the configuration providing a legal locally administered MAC address and restart the system.

ETH.050

Level: UI-ERROR

Short Syntax: ETH.050 Eth Diag. *related_msg_index diag1_desc diag1_val diag2_desc diag2_val diag3_desc diag3_val* nt network

Long Syntax: ETH.050 Ethernet adapter diagnostics: *related_msg_index diag1_desc diag1_val diag2_desc diag2_val diag3_desc diag3_val* network network

Description: Diagnostics information for a previous Ethernet port message.

Action: None.

Panic ethbdtbl

Short Syntax: ethbdtbl: eth_llc tbl out of date

Description: The Ethernet LLC table is out of date.

Action: Contact customer service.

Panic ethintm

Short Syntax: ethintm: net intf mismtch

Description: The Ethernet data structure "net" is not Ethernet related.

Action: Contact customer service.

Panic ethbpri

Short Syntax: ethbpri: bad prot init

Description: An unsupported Network Layer protocol tried to initialize Ethernet handler.

Action: Contact customer service.

Panic ethbipx

Short Syntax: ethbipx: bad IPX rqst shd be 8137

Description: An unsupported IPX packet was given to the Ethernet handler for transmission.

Action: Contact customer service.

Panic ethbreq

Short Syntax: ethbreq: bad xmit rqst

Description: An unsupported protocol packet was given to the Ethernet handler for transmission.

Action: Contact customer service.

Panic ethtbig

Short Syntax: ethtbig: bad xmit rqst pkt too lg

Description: A packet was given to the Ethernet handler for transmission that was too large.

Action: Contact customer service.

Panic ethnbuf

Short Syntax: ethnbuf: no buf to set addr

Description: A buffer to set an Ethernet address could not be allocated.

Action: Contact customer service.

Panic ethsrtmcr

Short Syntax: ethsrtmcr: multicast address previously reserved

Description: One of the multicast addresses enabled on this interface is one of the multicast addresses in the range 01-80-C2-00-00-00 through 01-80-C2-00-00-0F.

Cause: Possibly one of these addresses that is being used by a protocol where the user can select the multicast address, such as the ES-IS and IS-IS protocols in ISO.

Action: Don't use the reserved addresses.

Panic ethsrtnm

Short Syntax: ethsrtnm: no memory to register own MAC addr

Description: The learning database is so small that there are not enough free entries to learn the address of this interface.

Action: Increase the size of the learning database.

Panic ethsrtnmm

Short Syntax: ethsrtnmm: no memory to register mutlicast address

Description: The learning database is so small that there are not enough free entries to one of the multicast addresses of this interface.

Action: Increase the size of the learning database.

Fatal ethsrtun

Short Syntax: ethsrtun: unsupported command

Description: An unsupported command was given by the SRT protocol

EventLog (EVL)

This chapter describes EventLog (EVL) messages. For information on message content and how to use the message, refer to the Introduction.

EVL.001

Level: ALWAYS

Short Syntax: EVL.001 EventLog() software error: type= *event type*, action= *action needed*, id= *event id*, sev= *severity*, rc= *return code*, filename= *file name*, lineno= *line number*, msg= *message*

Long Syntax: EVL.001 EventLog() software error: type= *event type*, action= *action needed*, id= *event id*, sev= *severity*, rc= *return code*, filename= *file name*, lineno= *line number*, msg= *message*

Description: Software has logged an error via EventLog()

Easy Start Functions (EZ)

This chapter describes Easy Start Functions (EZ) messages. For information on message content and how to use the message, refer to the Introduction.

EZ.001

Level: ALWAYS

Short Syntax: EZ.001 Starting.

Long Syntax: EZ.001 Starting.

Description: EasyStart process has begun.

EZ.002

Level: ALWAYS

Short Syntax: EZ.002 Changed one or more cfg params.

Long Syntax: EZ.002 Changed one or more configuration parameters.

Description: EasyStart changed a data link (e.g., PPP to FR), or changed a data link parameter in permanent configuration. EasyStart restarts for the changes to take effect.

EZ.003

Level: ALWAYS

Short Syntax: EZ.003 Bootp failed.

Long Syntax: EZ.003 Called bootp client and it failed

Description: EasyStart called BOOTP and it failed either because there is no BOOTP server on the attached (working) segment or because you did not configure the BOOTP server correctly.

EZ.004

Level: ALWAYS

Short Syntax: EZ.004 Rcvd boot info: *ipAddr ipAddr*, *ipMask ipMask* on *intf interfaceNumber*

Long Syntax: EZ.004 Received boot info: *IPaddr: ipAddr*, *mask: ipMask* on interface: *interfaceNumber*

Description: EasyStart called BOOTP and received necessary information to perform a TFTP download of needed configuration parameters. EasyStart will update the IP configuration with an IP address and a mask. Then, EasyStart will reboot the system for the changes to take effect.

EZ.005

Level: ALWAYS

Short Syntax: EZ.005 TFTP failed. Backing up to device configuration step.

Long Syntax: EZ.005 TFTP failed. Backing up to device configuration step.

Description: EasyStart TFTP transfer failed. EasyStart will go back to the device configuration step and try again.

EZ.006

Level: ALWAYS

Short Syntax: EZ.006 All dlinks/parameters tried but failed; resetting to def values.

Long Syntax: EZ.006 All datalinks and parameters tried but failed; resetting; restarting.

Description: The router tried all data links and parameters but failed. EasyStart will reset the configuration and start from the beginning.

EZ.007

Level: ALWAYS

Short Syntax: EZ.007 Waiting up to *seconds* seconds for devices to pass self-test.

Long Syntax: EZ.007 Waiting up to *seconds* seconds for devices to pass self-test.

Description: EasyStart is waiting for devices to pass self-test. The result is to have the device in the up or down state. Since some devices may come up quickly, there is a variable timer to avoid waiting.

EZ.008

Level: ALWAYS

Short Syntax: EZ.008 TFTP transfer completed successfully. *** EasyStart Completed Successfully ***

Long Syntax: EZ.008 TFTP transfer completed successfully.

Description: EasyStart succeeded. The router is restarting to the operational configuration which was downloaded.

EZ.009

Level: ALWAYS

Short Syntax: EZ.009 *** Restarting Router ***

Long Syntax: EZ.009 Restarting router

Description: Parameters have changed. EasyStart is restarting to have the changes take effect.

Fiber Distributed Data Interface (FDDI)

This chapter describes Fiber Distributed Data Interface (FDDI) messages. For information on message content and how to use the message, refer to the Introduction.

FDDI.001

Level: UI-ERROR

Short Syntax: FDDI.001 *setup_phase* fld - bff unav nt *network*

Long Syntax: FDDI.001 *setup_phase* failed, no buffer available net *network*

Description: There were no iorbs available for an ioctl-type function such as starting the self-test or updating statistics. The net may be marked down.

FDDI.002

Level: UI-ERROR

Short Syntax: FDDI.002 PLL error nt *network*

Long Syntax: FDDI.002 Elasticity buffer error detected net *network*

Description: There was an elasticity buffer overrun or underrun detected and the recovery sequence was started.

FDDI.003

Level: CI-ERROR

Short Syntax: FDDI.003 tx fld nt *network*

Long Syntax: FDDI.003 Transmit failed on network *network*

Description: This message is generated when a FDDI packet is added to the transmit queue and the transmission fails.

Cause: Normal when there is no network connection.

Action: Check the network connection.

FDDI.004

Level: CI-ERROR

Short Syntax: FDDI.004 rx fld nt *network*

Long Syntax: FDDI.004 Receive failed on network *network*

Description: This message is generated when a FDDI packet is received and it can not be added to the receive queue.

FDDI.005

Level: C-INFO

Short Syntax: FDDI.005 *setup_phase*, nt *network*

Long Syntax: FDDI.005 *setup_phase*, network *network*

Description: FDDI adapter initialization in progress. Prior to executing phase.

FDDI.006**Level:** C-INFO**Short Syntax:** FDDI.006 maint pkt on nt *network***Long Syntax:** FDDI.006 Maintenance packet transmitted on net *network***Description:** The handler transmitted a maintenance packet.

FDDI.007**Level:** C-INFO**Short Syntax:** FDDI.007 maint pkt on nt *network***Long Syntax:** FDDI.007 Maintenance packet received on net *network***Description:** The handler received a maintenance packet.

FDDI.008**Level:** C-INFO**Short Syntax:** FDDI.008 ph**Long Syntax:** FDDI.008 Place Holder**Description:** Place Holder

FDDI.009**Level:** P-TRACE**Short Syntax:** FDDI.009 Rcvd pkt *source_MAC* -> *destination_MAC* nt *network* wi RIF In *RIF_length***Long Syntax:** FDDI.009 Received packet from *source_MAC* to *destination_MAC* network *network* with RIF length *RIF_length***Description:** This message is generated when a FDDI packet with source routing information is received.

FDDI.010**Level:** P-TRACE**Short Syntax:** FDDI.010 Txd pkt *source_MAC* -> *destination_MAC* nt *network* In**Long Syntax:** FDDI.010 Transmitted packet from *source_MAC* to *destination_MAC* network *network* length**Description:** This message is generated when a FDDI packet is transmitted.

FDDI.011**Level:** P-TRACE**Short Syntax:** FDDI.011 Rxd pkt *source_MAC* -> *destination_MAC* nt *network* In**Long Syntax:** FDDI.011 Received packet from *source_MAC* to *destination_MAC* network *network* length**Description:** This message is generated when a FDDI packet is received.

FDDI.012**Level:** U-TRACE**Short Syntax:** FDDI.012 unkn SNAP type *type_code* *source_MAC* -> *destination_MAC* nt *network***Long Syntax:** FDDI.012 Unknown SNAP type *type_code* from *source_MAC* to *destination_MAC* nt *network***Description:** This message is generated when a frame with an unknown SNAP type (within organization code 000000) is received.**Cause:** Host sending packets for unknown Ethernet type using SNAP.

FDDI.013**Level:** U-TRACE**Short Syntax:** FDDI.013 unkn SNAP mfr cd *number* *source_MAC* -> *destination_MAC* nt *network***Long Syntax:** FDDI.013 Unknown SNAP manufacturer code *number* from *source_MAC* to *destination_MAC* nt *network***Description:** This message is generated when a frame with an unknown organization code in the SNAP header is received.**Cause:** Host sending packets for unknown proprietary protocol using SNAP.

FDDI.014**Level:** U-TRACE**Short Syntax:** FDDI.014 unexp *type* frm *LLC_control* ssap *source_SAP* dsap *dest_SAP* *source_MAC* -> *destination_MAC* nt *network***Long Syntax:** FDDI.014 Unexpected *type* frame *LLC_control*, ssap *source_SAP*, dsap *dest_SAP*, from *source_MAC* to *destination_MAC* nt *network***Description:** This message is generated when an unexpected 802.2 LLC frame type is received. Type may be I (information transfer) or S (supervisory).**Cause:** Host attempting to make 802.2 type 2 connection to router.

FDDI.015**Level:** U-TRACE**Short Syntax:** FDDI.015 unexp U frm *LLC_control* ssap *source_SAP* dsap *dest_SAP* *source_MAC* -> *destination_MAC* nt *network***Long Syntax:** FDDI.015 Unexpected U frame *LLC_control*, ssap *source_SAP*, dsap *dest_SAP*, from *source_MAC* to *destination_MAC* nt *network***Description:** This message is generated when an unexpected 802.2 LLC U (unnumbered) frame type is received. (Only UI, XID, and TEST are supported.)

FDDI.016**Level:** U-TRACE**Short Syntax:** FDDI.016 unkn SAP *sap_number* *source_MAC* -> *destination_MAC* nt *network***Long Syntax:** FDDI.016 Unknown SAP *sap_number* from *source_MAC* to *destination_MAC* nt *network***Description:** This message is generated when a frame with an unknown destination SAP is received.

Cause: Host sending packets for unknown protocol identifier (SAP).

FDDI.017

Level: U-TRACE

Short Syntax: FDDI.017 xid pkt *source_MAC* src sap *source_sap* nt *network*

Long Syntax: FDDI.017 XID packet received from *source_MAC* source sap *source_sap* nt *network*

Description: The handler received an xid message.

FDDI.018

Level: UI_ERROR

Short Syntax: FDDI.018 FC typ *frame_control* unex *source_MAC* -> *destination_MAC* nt *network*

Long Syntax: FDDI.018 Frame Control type *frame_control* unexpected from *source_MAC* to *destination_MAC* network *network*

Description: This message is generated when an unexpected FDDI FC (frame control) is received. (Only LLC is supported by the net handler).

FDDI.019

Level: U-TRACE

Short Syntax: FDDI.019 odd RIF len *source_MAC* -> *destination_MAC*; pkt drpd nt *network*

Long Syntax: FDDI.019 odd RIF length from *source_MAC* to *destination_MAC*; packet dropped on net *network*

Description: The length byte in the RIF header was odd, which is illegal. The packet was dropped.

FDDI.020

Level: U-TRACE

Short Syntax: FDDI.020 drop IPX pkt w/ *encap_seen* encaps - using *encap_used* encaps on int *intnum*

Long Syntax: FDDI.020 dropped IPX pkt with encaps *encap_seen* using *encap_used* on interface *intnum*

Description: This message is generated when an IPX packet is received with an encapsulation other than that which has been selected for this interface.

Cause: Normal for networks using multiple encapsulations on a single wire.

Action: None needed.

FDDI.021

Level: U-TRACE

Short Syntax: FDDI.021 DN bd ln *actual_length* *claimed_length* *source_MAC* -> *destination_MAC* nt *network*

Long Syntax: FDDI.021 DECnet packet received with a bad length actual *actual_length* claimed *claimed_length* from *source_MAC* to *destination_MAC* network *network*

Description: A DECnet packet was received with a length field that was larger than the actual length of the packet.

FDDI.022**Level:** C-TRACE**Short Syntax:** FDDI.022 test pkt *source_MAC* src sap *source_sap* nt *network***Long Syntax:** FDDI.022 Test packet from *source_MAC* source sap *source_sap* net *network***Description:** The handler received a test message.

FDDI.023**Level:** C-TRACE**Short Syntax:** FDDI.023 Rsp pkt *source_MAC* src sap *source_sap* nt *network***Long Syntax:** FDDI.023 RESPONSE packet received from *source_MAC* source sap *source_sap* net *network***Description:** The handler received a response message.

Panic fddialp**Short Syntax:** fddialp: Can't allocate fddi pernet structure**Description:** Cannot allocate the network specific FDDI structure.

Panic fddibprt**Short Syntax:** fddibprt: bad prot init**Description:** An unsupported Network Layer protocol tried to initialize the FDDI handler.**Action:** Contact IBM customer service.

Panic fddibreq**Short Syntax:** fddibreq: bad xmit rqst**Description:** An unsupported protocol packet was given to the FDDI handler for transmission.**Action:** Contact IBM customer service.

Generic Packet Filter (FLT)

This chapter describes Generic Packet Filter (FLT) messages. For information on message content and how to use the message, refer to the Introduction.

FLT.001

Level: UI-ERROR

Short Syntax: FLT.001 no free mem to create *structure_type*

Long Syntax: FLT.001 No free memory to create a *structure_type*

Description: This message is generated when the filtering subsystem cannot allocate the memory to hold a data structure to hold filtering information. This results in a filter not being built.

FLT.002

Level: U-TRACE

Short Syntax: FLT.002 cant apply fltr (offset *filter_offset*), pkt too shrt (ln *packet_offset*)

Long Syntax: FLT.002 Cannot apply filter (offset *filter_offset*), to packet of length *packet_offset*

Description: This message is generated when the maximum offset in a filter is larger than the length of a packet. The filter is not applied to the packet.

FLT.003

Level: U-TRACE

Short Syntax: FLT.003 no mem to cache pkt (max *cache_entries_allocated*)

Long Syntax: FLT.003 No memory to cache packet (maximum *cache_entries_allocated*)

Description: This message is generated if a filter is attempting to create a cache entry but cannot do so because there is no available memory on the heap. Instead, an existing entry is reused from the filter.

FLT.004

Level: C-INFO

Short Syntax: FLT.004 crtnng flt, sys *system_name*

Long Syntax: FLT.004 Creating filter for system *system_name*

Description: A filter is being created for the router system identified by *system_name*

FLT.005

Level: C-INFO

Short Syntax: FLT.005 flt che hit, sys *system_name*

Long Syntax: FLT.005 Filter cache hit, system *system_name*

Description: A filter produced a cache hit. *System_name* is the system name of a filter that was previously created.

FLT.006

Level: C-INFO

Short Syntax: FLT.006 flt match, sys *system_name*

Long Syntax: FLT.006 Filter match, system *system_name*

Description: A filter produced a match, but with no cache hit. System_name is the system name of a filter that was previously created.

FLT.007

Level: C-INFO

Short Syntax: FLT.007 flt miss, sys *system_name*

Long Syntax: FLT.007 Filter miss, system *system_name*

Description: A filter was applied to a block a data, but not match was found. System_name is the system name of a filter that was previously created.

Frame Relay Network Interface (FRL)

This chapter describes Frame Relay Network Interface (FRL) messages. For information on message content and how to use the message, refer to the Introduction.

FR.001

Level: C-INFO

Short Syntax: FR.001 Frame received, PVC = *circuit* protocol = *protocol* nt *network ID*

Long Syntax: FR.001 Frame received, PVC = *circuit* protocol type = *protocol*, on network *network ID*

Description: A LAPD frame had been received on the FR interface.

FR.002

Level: C-INFO

Short Syntax: FR.002 Frame transmitted PVC = *circuit* protocol = *protocol* nt *network ID*

Long Syntax: FR.002 Frame transmitted PVC = *circuit* protocol type = *protocol*, on network *network ID*

Description: A LAPD frame had been transmitted on the FR interface.

FR.003

Level: C-INFO

Short Syntax: FR.003 Transmit frame discarded PVC = *circuit* protocol = *protocol* nt *network ID*

Long Syntax: FR.003 Transmit frame discarded PVC = *circuit* protocol type = *protocol*, on network *network ID*

Description: A protocol frame had been discarded due to the PVC congested condition.

Cause: Protocol frames are backing up on a congested PVC.

FR.004

Level: C-INFO

Short Syntax: FR.004 Circuit outbound congestion PVC = *circuit* nt *network ID*

Long Syntax: FR.004 Circuit outbound congestion PVC = *circuit*, on network *network ID*

Description: The circuit is now experiencing congestion in the outbound direction.

FR.005

Level: C-INFO

Short Syntax: FR.005 Circuit outbound uncongested PVC = *circuit* nt *network ID*

Long Syntax: FR.005 Circuit outbound uncongested PVC = *circuit*, on network *network ID*

Description: The circuit is now not experiencing congestion in the outbound direction.

FR.006**Level:** C-INFO**Short Syntax:** FR.006 Circuit active PVC = *circuit nt network ID***Long Syntax:** FR.006 Circuit enters active state PVC = *circuit*, on network *network ID***Description:** The circuit enters the active state.

FR.007**Level:** C-INFO**Short Syntax:** FR.007 Orphan circuit joins net PVC = *circuit nt network ID***Long Syntax:** FR.007 An orphan circuit not statically configured has joined the network PVC = *circuit*, on network *network ID***Description:** The LMI signalled present and active a circuit which had not been statically configured.

FR.008**Level:** C-INFO**Short Syntax:** FR.008 Circuit inactive PVC = *circuit nt network ID***Long Syntax:** FR.008 Circuit enters inactive state PVC = *circuit*, on network *network ID***Description:** The circuit enters the inactive state.**Cause:** The remote end-point on the circuit either is down or is disabled.

FR.009**Level:** C-INFO**Short Syntax:** FR.009 Circuit unavailable PVC = *circuit nt network ID***Long Syntax:** FR.009 Circuit is unavailable PVC = *circuit*, on network *network ID***Description:** The circuit is no longer available on the network.**Cause:** In a LMI message, the Frame Relay switch indicated that the circuit is no longer configured on the network.

FR.010**Level:** C-INFO**Short Syntax:** FR.010 Circuit available PVC = *circuit nt network ID***Long Syntax:** FR.010 Circuit is available PVC = *circuit*, on network *network ID***Description:** The circuit is now available on the network.

FR.011**Level:** C-INFO**Short Syntax:** FR.011 LMI seq exchange requested rcv seq = *rcvseq* xmt seq = *xmtseq* nt *network ID***Long Syntax:** FR.011 LMI sequence number exchange requested, last received sequence = *rcvseq* current transmit sequence = *xmtseq*, on network *network ID***Description:** A LMI sequence number exchange has been requested.

FR.012**Level:** C-INFO**Short Syntax:** FR.012 LMI Status Enquiry requested rcv seq = *rcvseq* xmt seq = *xmtseq* nt *network ID***Long Syntax:** FR.012 LMI Status Enquiry requested, last received sequence = *rcvseq* current transmit sequence = *xmtseq*, on network *network ID***Description:** A LMI full Status Enquiry has been requested.

FR.013**Level:** C-INFO**Short Syntax:** FR.013 LMI solicited Status Enquiry response received nt *network ID***Long Syntax:** FR.013 LMI solicited Status Enquiry response had been received on network *network ID***Description:** A solicited LMI Status Enquiry response has been received.

FR.014**Level:** C-INFO**Short Syntax:** FR.014 LMI Full Status Enquiry response received nt *network ID***Long Syntax:** FR.014 LMI Full Status Enquiry response had been received on network *network ID***Description:** A LMI full Status Enquiry response has been received.

FR.015**Level:** C-INFO**Short Syntax:** FR.015 Modem status change, DCD = *dcd* CTS = *cts* nt *network ID***Long Syntax:** FR.015 Modem status changed DCD = *dcd* CTS = *cts* on network *network ID***Description:** A modem status change has occurred. The present state is described.

FR.016**Level:** C-INFO**Short Syntax:** FR.016 Multicast frame transmitted PVC = *circuit* protocol = *protocol* nt *network ID***Long Syntax:** FR.016 Multicast frame transmitted PVC = *circuit* protocol type = *protocol*, on network *network ID***Description:** A LAPD frame had been transmitted on the FR interface.

FR.017**Level:** C-INFO**Short Syntax:** FR.017 Circuit remains outbound congested PVC = *circuit* nt *network ID***Long Syntax:** FR.017 Circuit remains congested in the outbound direction PVC = *circuit*, on network *network ID***Description:** The circuit is remaining in the outbound congested state toward the network.

FR.018**Level:** C-INFO**Short Syntax:** FR.018 CIR exceeded, transmit discarded PVC = *circuit* protocol = *protocol* nt *network ID***Long Syntax:** FR.018 CIR exceeded, transmit frame discarded PVC = *circuit* protocol type = *protocol*, on network *network ID***Description:** A protocol frame had been discarded due to the PVC exceeding the CIR on the circuit.**Cause:** CIR monitor is enabled.

FR.019**Level:** C-INFO**Short Syntax:** FR.019 Orphan circuit ignored PVC = *circuit* nt *network ID***Long Syntax:** FR.019 An disallowed orphan circuit not statically configured has been ignored the network PVC = *circuit*, on network *network ID***Description:** The LMI signalled present and active a circuit which had not been statically configured or allowed.

FR.020**Level:** C-INFO**Short Syntax:** FR.020 Circuits exceeded, orphan circuit discarded PVC = *circuit* nt *network ID***Long Syntax:** FR.020 The total circuits allowed has been exceeded, an orphan circuit has been ignored PVC = *circuit*, on network *network ID***Description:** The LMI signalled present and active a circuit which cannot join the interface, maximum circuits have been exceeded.

FR.021**Level:** C-INFO**Short Syntax:** FR.021 No memory for orphan, circuit discarded PVC = *circuit* nt *network ID***Long Syntax:** FR.021 No available memory for orphan circuit, the circuit has been ignored PVC = *circuit*, on network *network ID***Description:** In a LMI message, the Frame Relay switch signalled that the circuit is present and available. However, the circuit cannot join the the interface because there is not enough memory to support it.

FR.022**Level:** UE-ERROR**Short Syntax:** FR.022 Unsupported LMI IE, type = 0x *type* on nt *network ID***Long Syntax:** FR.022 Unsupported LMI information element, type = 0x *type* on network *network ID***Description:** An unsupported management information element has been encountered.**Cause:** Software out of date, contact customer service.

FR.023**Level:** UE-ERROR**Short Syntax:** FR.023 Unsupported LMI *msg_type* type = 0x *type_val* nt *network ID***Long Syntax:** FR.023 Unsupported LMI *msg_type* type encountered = 0x *type_val*, on network *network ID***Description:** An unsupported management LMI message type or report type has been encountered.**Cause:** Software out of date, contact customer service.

FR.024**Level:** C-INFO**Short Syntax:** FR.024 Multicast circuit joins net PVC = *circuit*, group = *group* nt *network ID***Long Syntax:** FR.024 An multicast circuit has joined the network PVC = *circuit*, in multicast group = *group* on network *network ID***Description:** The LMI signalled present and active a multicast circuit.

FR.025**Level:** C-INFO**Short Syntax:** FR.025 Multicast circuit leaves net PVC = *circuit*, group = *group* nt *network ID***Long Syntax:** FR.025 An multicast circuit has left the network PVC = *circuit*, from multicast group = *group* on network *network ID***Description:** The LMI signalled present and active a multicast circuit.

FR.026**Level:** UE-ERROR**Short Syntax:** FR.026 Unsupported NLPID, type = 0x *type*, PVC = *circuit* on nt *network ID***Long Syntax:** FR.026 Unsupported Network Layer Protocol ID, type = 0x *type* from PVC = *circuit* on network *network ID***Description:** An unsupported network layer protocol NLPID has been encountered.**Cause:** Software out of date or incompatible, contact customer service.

FR.027**Level:** UE-ERROR**Short Syntax:** FR.027 Unsupported ethertype = 0x *etype* for NLPID = 0x *nlpid*, PVC = *circuit* on nt *network ID***Long Syntax:** FR.027 Unsupported ethernet type = 0x *etype* for NLPID = 0x *nlpid* from PVC = *circuit* on network *network ID***Description:** An unsupported ethernet type has been encountered.**Cause:** Software out of date or incompatible, contact customer service.

FR.028**Level:** UE-ERROR**Short Syntax:** FR.028 Unsupported OUI = 0x *oui* with NLPID = 0x80, PVC = *circuit* on nt *network ID***Long Syntax:** FR.028 Unsupported organization unique identifier (OUI) = 0x *oui* with NLPID = 0x80 from PVC = *circuit* on network *network ID***Description:** An unsupported organization unique identifier (OUI) has been encountered in a frame encapsulated using the SNAP NLPID (i.e. 0x80).**Cause:** Software out of date or incompatible, contact customer service.

FR.029**Level:** UE-ERROR**Short Syntax:** FR.029 Received data on invalid circuit, PVC = *circuit* on nt *network ID***Long Syntax:** FR.029 Data received on invalid or nonconfigured circuit, PVC = *circuit* on network *network ID***Description:** Data has been received on a circuit not configured or learned dynamically but not yet active on network.**Cause:** Network mis-configuration or mis-timing.

FR.030**Level:** C-INFO**Short Syntax:** FR.030 LMI seq exchange received rcv seq = *rcvseq* xmt seq = *xmtseq* nt *network ID***Long Syntax:** FR.030 LMI sequence number exchange received, last received sequence = *rcvseq* current transmit sequence = *xmtseq*, on network *network ID***Description:** A LMI sequence number exchange has been received.

FR.031**Level:** C-INFO**Short Syntax:** FR.031 LMI unsolicited PVC Status Update received nt *network ID***Long Syntax:** FR.031 LMI unsolicited single Status Update had been received on network *network ID***Description:** An LMI unsolicited single status update message has been received.

FR.032**Level:** UE-ERROR**Short Syntax:** FR.032 Circuit address length too short nt *network ID***Long Syntax:** FR.032 Circuit address length less than the 2 octet minimum received on network *network ID***Description:** The router encountered a frame on a Frame Relay interface containing an address filed shorter than 2 octets. The router only supports a 2 octet address field on a Frame Relay interface.

FR.033**Level:** UE-ERROR**Short Syntax:** FR.033 Circuit address length too large nt *network ID***Long Syntax:** FR.033 Circuit address length greater than the 2 octet maximum received on network *network ID***Description:** The router encountered a frame on a Frame Relay interface containing an address field longer than 2 octets. The router only supports a 2 octet address field on a Frame Relay interface.

FR.034**Level:** UE-ERROR**Short Syntax:** FR.034 Circuit status message using reserved address, PVC = *circuit* nt *network ID***Long Syntax:** FR.034 Circuit status update message contained a reserved management channel address, PVC = *circuit*, on network *network ID***Description:** The LMI status message contained a reserved management channel address.

FR.035**Level:** UE-ERROR**Short Syntax:** FR.035 Unsupported control frame, type = 0x *type*, PVC = *circuit* on nt *network ID***Long Syntax:** FR.035 Unsupported Link Layer control frame encountered, type = 0x *type* from PVC = *circuit* on network *network ID***Description:** An unsupported link layer control frame encountered.**Cause:** Software out of date or incompatible, contact customer service.

FR.036**Level:** UE-ERROR**Short Syntax:** FR.036 Unsupported management protocol descriptor, type = 0x *type* on nt *network ID***Long Syntax:** FR.036 Unsupported layer management protocol descriptor encountered, type = 0x *type* on network *network ID***Description:** An unsupported network layer protocol descriptor has been encountered.**Cause:** Software out of date or incompatible, contact customer service.

FR.037**Level:** UE-ERROR**Short Syntax:** FR.037 Unsupported management call reference encountered on nt *network ID***Long Syntax:** FR.037 Unsupported layer management call reference encountered on network *network ID***Description:** An unsupported network layer call reference field has been encountered.**Cause:** Software out of date or incompatible, contact customer service.

FR.038**Level:** UE-ERROR**Short Syntax:** FR.038 No lock shift encountered in ANSI LMI message on nt *network ID***Long Syntax:** FR.038 No lock shift encountered in received ANSI LMI message on network *network ID***Description:** The received ANSI management frame did not include required locking shift information element.**Cause:** Error in network switch management frame, contact site administrator.

FR.039**Level:** UE-ERROR**Short Syntax:** FR.039 Incorrect formatted information element encountered on nt *network ID***Long Syntax:** FR.039 Incorrectly formatted information element encountered on network *network ID***Description:** The received management frame information element was incorrectly formatted.**Cause:** Error in network switch management frame, contact site administrator.

FR.040**Level:** UE-ERROR**Short Syntax:** FR.040 LMI rcv seq number in error seq = *rcvseq* expected seq = *xmtseq* nt *network ID***Long Syntax:** FR.040 LMI receive sequence number in error, receive sequence = *rcvseq* expected sequence = *xmtseq*, on network *network ID***Description:** An incorrect LMI receive sequence number has been received.

FR.041**Level:** C-INFO**Short Syntax:** FR.041 Circuit leaves net PVC = *circuit* nt *network ID***Long Syntax:** FR.041 A circuit has been removed from the network PVC = *circuit*, on network *network ID***Description:** The Frame Relay switch did not include the circuit in the last LMI full status message. The circuit is assumed to be removed from the network.

FR.042**Level:** C-INFO**Short Syntax:** FR.042 Circuit inbound congestion PVC = *circuit* nt *network ID***Long Syntax:** FR.042 Circuit inbound congestion PVC = *circuit*, on network *network ID***Description:** The circuit is now experiencing congestion in the inbound direction.

FR.043**Level:** UE-ERROR**Short Syntax:** FR.043 Incorrect formatted addr hdr for LMI packet encountered on nt *network ID***Long Syntax:** FR.043 Incorrect formatted address header for LMI packet encountered on network *network ID***Description:** The address header on received management frame had BECN, FECN, DE or CR bits set.**Cause:** Error in network switch management frame, contact site administrator.

FR.044**Level:** UE-ERROR**Short Syntax:** FR.044 Unsolicited LMI LIV received rcv seq = *xseq* xmt seq = *rseq* nt *network ID***Long Syntax:** FR.044 Unsolicited LMI Link Integrity Verification received receive seq number = *xseq* transmit seq number = *rseq* on network *network ID***Description:** LMI Link Integrity Verification message was received from the network without the router polling for it.**Cause:** Duplicate packet may have been sent. Monitor LMI link and contact site administrator.

FR.045**Level:** UE-ERROR**Short Syntax:** FR.045 Unsolicited LMI FULL STATUS received rcv seq = *xseq* xmt seq = *rseq* nt *network ID***Long Syntax:** FR.045 Unsolicited LMI FULL STATUS response received receive seq number = *xseq* transmit seq number = *rseq* on network *network ID***Description:** LMI Full Status message was received from the network without the router polling for it.**Cause:** Duplicate packet may have been sent. Monitor LMI link and contact site administrator.

FR.046**Level:** UE-ERROR**Short Syntax:** FR.046 DROP: Bridging not enabled on PVC= *circuit*, nt *network ID***Long Syntax:** FR.046 DROP: Bridging not enabled on PVC= *circuit*, network *network ID***Description:** A frame was received of a bridge type defined in RFC 1490. However, since bridging has not been enabled on this circuit, frame is being discarded.**Cause:** In a point-to-point WAN connection, this indicates that bridging is enabled on one end point router, and disabled on another. This is an illegal configuration.**Action:** Either enable proper bridging behavior on both ends of the circuit or disable bridging on the bridge ports connected to this PVC. In other words, you must enable or disable bridging at both ends of the circuit.

FR.047**Level:** C-INFO**Short Syntax:** FR.047 DROP: Bridge port not fwding on PVC= *circuit*, nt *network ID***Long Syntax:** FR.047 DROP: Bridge port not forwarding on PVC= *circuit*, network *network ID***Description:** A bridge frame is being discarded as a bridge port is not in forwarding state.**Cause:** It could be that port has just come up and is progressing from blocking to listening to learning to forwarding state, or that Spanning Tree Protocol has determined that this port should stay in blocked state as a backup port.

FR.048**Level:** UE-ERROR**Short Syntax:** FR.048 DROP: *source_mac* to *dest_mac*, Frame to bdg port behav mismatch on PVC= *circuit*, nt *network ID***Long Syntax:** FR.048 DROP: *source_mac* to *dest_mac*, Frame to bridge port behavior mismatch on PVC= *circuit*, network *network ID***Description:** A bridged frame has been received and is being discarded due to mismatch in the frame type versus the bridge port behavior.**Cause:** Either a source routed frame was received on a bridge port where source routing is disabled, or a transparent frame was received on a bridge port where transparent bridging is disabled.**Action:** Enable proper bridging behavior on both ends of the circuit, or disable bridging on the bridge ports connected to this PVC.

FR.049**Level:** UE-ERROR**Short Syntax:** FR.049 Unsupported bdg frame type = 0x *type*, PVC = *circuit* on nt *network ID***Long Syntax:** FR.049 Unsupported bridge frame type = 0x *type* from PVC = *circuit* on network *network ID***Description:** An unsupported bridge frame type has been encountered and the frame has been discarded.**Cause:** Either a 802.4 bridge frame, a 802.6 bridge frame, or a bridge frame with a bridge protocol ID that is not supported by RFC 1490 has been received.**Action:** Ensure compatible bridging behavior is configured on both ends of the circuit and contact customer service if the problem still occurs.

FR.050**Level:** UI-ERROR**Short Syntax:** FR.050 Unrecgnz outgoing bdg frame type = *type* on PVC= *circuit* on nt *network ID***Long Syntax:** FR.050 Unrecognized outgoing bridge frame type = *type* on PVC = *circuit* on network *network ID***Description:** An unrecognized outgoing bridge frame type. Bridge has asked the frame relay interface to send out a frame whose type cannot be translated into the encapsulation defined in RFC 1490.**Cause:** Software problem**Action:** Contact customer service

FR.051**Level:** C-INFO**Short Syntax:** FR.051 Xmit frame rej: rsn = *reason*, PVC = *circuit*, prot = *protocol*, nt *network ID***Long Syntax:** FR.051 Transmit frame rejected with reason = *reason* for PVC = *circuit* protocol type = *protocol* on network *network ID***Description:** A protocol frame has been rejected because it could not be queued for transmission.**Cause:** There is a buffer shortage, the Bandwidth Reservation queue has reached its maximum length, or the interface has gone down.

FR.052**Level:** UE-ERROR**Short Syntax:** FR.052 LMI rcv seq = 0, prev rcv = *prevrcv_seq*, xmt seq = *xmt_seq* nt *network ID***Long Syntax:** FR.052 LMI receive sequence number = 0, previous receive sequence number = *prevrcv_seq*, current transmit sequence number = *xmt_seq* on network *network ID***Description:** An LMI send sequence number of 0 has been received.

FR.053**Level:** UE-ERROR**Short Syntax:** FR.053 DN bd ln *actual_length* *claimed_length*, PVC = *circuit* nt *network id***Long Syntax:** FR.053 DECnet packet received with a bad length actual *actual_length* claimed *claimed_length* on PVC = *circuit*, network *network id***Description:** A DECnet packet was received with a length field that was larger than the actual length of the packet.

FR.054**Level:** UE-ERROR**Short Syntax:** FR.054 Rqd PVC *required_pvc* unavail nt *network id*; continue testing**Long Syntax:** FR.054 Required PVC *required_pvc* unavailable on network *network id*; continue testing interface**Description:** A successful exchange of LMI messages has occurred between the router and the Frame Relay switch. However, the switch has not notified the router that a required PVC is active so the router will continue to test the interface until all required PVCs are active.**Cause:** At least one required PVC is not active.

FR.055**Level:** UE-ERROR**Short Syntax:** FR.055 Rqd PVC *required_pvc* removed nt *network id*; start testing**Long Syntax:** FR.055 Required PVC *required_pvc* removed from network *network id*; start testing interface**Description:** The router received a LMI message from the Frame Relay switch indicating that a required PVC is no longer active. The router has taken the interface down until that PVC becomes active again.**Cause:** A required PVC has become inactive.

FR.056**Level:** UE-ERROR**Short Syntax:** FR.056 No DLCIs present nt *network id*; testing**Long Syntax:** FR.056 No DLCIs present on network *network id*; testing interface**Description:** The router has successfully exchanged LMI messages with the FR switch but the LMI messages indicate no circuits are active. Since the NO-PVC configuration option is enabled on the interface, the router will test the interface until one or more circuits become active.**Cause:** No circuits on the interface are active.

FR.057**Level:** UE-ERROR**Short Syntax:** FR.057 No rpt type in LMI msg nt *network ID***Long Syntax:** FR.057 No report type encountered in received LMI message on network *network ID***Description:** The received LMI did not include the required report type information element.**Cause:** Error in FR network switch management frame, contact site administrator.

FR.058**Level:** CE-ERROR**Short Syntax:** FR.058 Ln spd mst not be 0 nt *network id***Long Syntax:** FR.058 Line speed must not be 0 network *network id***Description:** The configured line speed for the Frame Relay interface must be a non-zero value and should equal the actual speed of the physical connection.

FR.059**Level:** UE-ERROR**Short Syntax:** FR.059 Frame dropped: APPN or DLSw not enabled on PVC= *circuit*, nt *network ID***Long Syntax:** FR.059 Frame dropped: APPN or DLSw not enabled on PVC= *circuit*, network *network ID***Description:** A frame was received which used the APPN or SNA encapsulation defined in RFC 1490. However, since neither APPN nor DLSw has been enabled on this circuit, the frame is being discarded.**Cause:** This indicates that APPN and SNA traffic is enabled on one end of the circuit and disabled on the other end. This is an invalid configuration.**Action:** Either enable or disable APPN or SNA traffic on both ends of the circuit.

FR.060**Level:** UE-ERROR**Short Syntax:** FR.060 Unsupported L2/L3 PIDs = 0x *l2pid*/0x *l3pid*, PVC = *circuit* on nt *network ID***Long Syntax:** FR.060 Unsupported L2 and/or L3 protocol ids = 0x *l2pid*/0x *l3pid* when NLPID = 0x08, PVC = *circuit* on network *network ID***Description:** A frame was received with a NLPID value of 0x08 but the layer 2 and/or layer 3 protocol ids are not supported for APPN and SNA traffic.

Cause: Software out of date or incompatible, contact customer service.

FR.061

Level: C-TRACE

Short Syntax: FR.061 Info rate changed from *cur_vir* to *new_vir*, PVC = *circuit* on nt *network ID*

Long Syntax: FR.061 Information rate changed from *cur_vir* to *new_vir* for PVC *circuit* on network *network ID*

Description: The information rate is being changed because either congestion is occurring (a frame was received with BECN set) or congestion is ending (a frame was received without BECN set or no frames have been received for awhile)

FR.062

Level: UE-ERROR

Short Syntax: FR.062 Frame len of *length* too short for PVC = *circuit* on nt *network ID*

Long Syntax: FR.062 Frame length of *length* is too short for frame received on PVC *circuit* on network *network ID*

Description: A frame whose length is shorter than the length of the address field, control field, plus the RFC 1490 encapsulation header was received.

Cause: Software out of date or incompatible, contact customer service.

FR.063

Level: UE-ERROR

Short Syntax: FR.063 PVC *circuit* on nt *network ID* is in a req group, but no group name rec

Long Syntax: FR.063 PVC *circuit* on network *network ID* belongs to a required PVC group, but no group name record is defined in SRAM

Description: A required PVC has been defined as belonging to a required PVC group. Its group information record, however, cannot be located in SRAM.

Cause: Software (record not written) or hardware, contact customer service.

FR.064

Level: UE-ERROR

Short Syntax: FR.064 Config info missing for required group *groupname* on nt *network ID*

Long Syntax: FR.064 Configuration information missing for required PVC group *groupname* on network *network ID*

Description: A required PVC has been defined as belonging to a required PVC group. The SRAM group information record cannot be located.

Cause: Software (record not written) or hardware, contact customer service.

FR.065

Level: UE-ERROR

Short Syntax: FR.065 All PVCs in reqd group *groupname* unavail nt *network id*; continue testing

Long Syntax: FR.065 All PVCs in required PVC group *groupname* unavailable on network *network id*; continue testing interface

Description: A successful exchange of LMI messages has occurred between the router

and the Frame Relay switch. However, the switch has not notified the router that any PVCs in the required PVC group are active, so the router will continue to test the interface until at least one PVC in the group is active.

Cause: All of the circuits in a required PVC group are inactive.

FR.066

Level: UE-ERROR

Short Syntax: FR.066 All PVCs in reqd group *groupname* removed nt *network id*; start testing

Long Syntax: FR.066 All PVCs in required PVC group *groupname* removed from network *network id*; start testing interface

Description: The router received an LMI message from the Frame Relay switch indicating that the last active PVC in a required PVC group is no longer active. The router has taken down the interface until at least one PVC in the group becomes active again.

Cause: All of the circuits in a required PVC group have become inactive.

FR.067

Level: UE-ERROR

Short Syntax: FR.067 Net down due to *n2evnc* of *N2* LMI errors nt *network id*; start testing

Long Syntax: FR.067 Frame relay LMI detected *n2evnc* errors out of *N2* consecutive events on network *network id*; start testing interface

Description: The interface has been marked down due to excessive frame relay LMI errors.

Cause: Excessive frame relay LMI errors.

FR.068

Level: UE-ERROR

Short Syntax: FR.068 Asynchronous status message with LIV IE received on nt *network ID*

Long Syntax: FR.068 Asynchronous status message with LIV IE received on network *network ID*

Description: Asynchronous status message with LIV IE received from the network

Action: Contact customer service.

FR.069

Level: C-INFO

Short Syntax: FR.069 CLLM cause *cv* rcvd for PVCs *elsstring* on nt *network ID*

Long Syntax: FR.069 A CLLM message was received with cause value *cv* for PVCs *elsstring* on network *network ID*

Description: A valid CLLM message was received and processed.

FR.070

Level: UE-ERROR

Short Syntax: FR.070 Compression frame discarded (bad header) PVC = *circuit* on nt *network ID*

Long Syntax: FR.070 PVC *circuit* discarded a compression frame (bad header) on network *network ID*

Description: FR compression frame discarded by receive side because of bad header

FR.071**Level:** UE-ERROR**Short Syntax:** FR.071 Compression frame discarded (not oper) PVC = *circuit* on nt *network ID***Long Syntax:** FR.071 PVC *circuit* discarded a compression frame (not oper) - network *network ID***Description:** FR compression frame discarded by receive side - not operational

FR.072**Level:** UE-ERROR**Short Syntax:** FR.072 Frame discarded (decompress err) PVC = *circuit* rc= *returncode* on nt *network ID***Long Syntax:** FR.072 PVC *circuit* had a decompression error (rc = *returncode*) on network *network ID***Description:** FR compression frame discarded because of a decompression error**Cause:** Decompression error.

FR.073**Level:** C-INFO**Short Syntax:** FR.073 DCP retry limit exhausted for PVC *circuit* on nt *network ID***Long Syntax:** FR.073 DCP retries exhausted for PVC *circuit* on network *network ID***Description:** FR compression negotiation retry limit exhausted

FR.074**Level:** UE-ERROR**Short Syntax:** FR.074 PVC *circuit* received DCP control PDU out of sequence on nt *network ID***Long Syntax:** FR.074 PVC *circuit* received DCP ctl PDU out of sequence on network *network ID***Description:** FR compression control frame received out of sequence

FR.075**Level:** C-INFO**Short Syntax:** FR.075 DCP R-R mode started for PVC *circuit* on nt *network ID***Long Syntax:** FR.075 DCP R-R mode started for PVC *circuit* on network *network ID***Description:** FR compression reset request (R-R) mode started

FR.076**Level:** UE-ERROR**Short Syntax:** FR.076 Compression not done (no resources) for PVC *circuit* on nt *network ID***Long Syntax:** FR.076 Compression not done (no resources) for PVC *circuit* on network *network ID***Description:** Compression not performed - resources not available**Cause:** Buffers are not available for the compression function to use.

FR.077**Level:** UE-ERROR**Short Syntax:** FR.077 Compression frame discarded by non-comp PVC *circuit* on nt *network ID***Long Syntax:** FR.077 Compression frame discarded by non-comp PVC *circuit* on network *network ID***Description:** Compression frame discarded by non-compression PVC

FR.078**Level:** UE-ERROR**Short Syntax:** FR.078 Compression failed for PVC *circuit* (*rc = returncode*) on nt *network ID***Long Syntax:** FR.078 Compression failed for PVC *circuit* with *rc = returncode* on network *network ID***Description:** Compression failed**Cause:** The data compression algorithm returned a negative return code.

FR.079**Level:** UE-ERROR**Short Syntax:** FR.079 Compression frame discarded (R-R mode) PVC = *circuit* on nt *network ID***Long Syntax:** FR.079 PVC *circuit* discarded a compression frame (in R-R mode) on network *network ID***Description:** FR compression frame discarded by receive side (in R-R mode)**Cause:** Data frame received during compression resynchronization (R-R) mode.

FR.080**Level:** UE-ERROR**Short Syntax:** FR.080 Compression frame discarded (seq err) by PVC *circuit* on nt *network ID***Long Syntax:** FR.080 Compression frame discarded (seq num err) by PVC *circuit* on network *network ID***Description:** Compression frame discarded because of a sequence number error**Cause:** Compression data frame received with bad sequence number.

FR.081**Level:** C-INFO**Short Syntax:** FR.081 Compression frame discarded (LCB err) by PVC *circuit* on nt *network ID***Long Syntax:** FR.081 Compression frame discarded (LCB err) by PVC *circuit* on network *network ID***Description:** Compression frame discarded because of an LCB error

FR.082**Level:** C-INFO**Short Syntax:** FR.082 DCP R-R mode ended for PVC *circuit* on nt *network ID***Long Syntax:** FR.082 DCP R-R mode ended for PVC *circuit* on network *network ID***Description:** FR compression reset request (R-R) mode ended

FR.083**Level:** C-INFO**Short Syntax:** FR.083 Data compression operational for PVC *circuit* on nt *network ID***Long Syntax:** FR.083 Data compression operational for PVC *circuit* on network *network ID***Description:** FR data compression operational

FR.084**Level:** UE-ERROR**Short Syntax:** FR.084 Data compression stopped for PVC *circuit* on nt *network ID***Long Syntax:** FR.084 Data compression stopped for PVC *circuit* on network *network ID***Description:** FR data compression stopped**Cause:** The network is down or compression negotiation has been suspended.

FR.085**Level:** CE-ERROR**Short Syntax:** FR.085 PVC *circuit* on nt *network ID* is waiting for a compression context**Long Syntax:** FR.085 PVC *circuit* on network *network ID* is waiting for a compression context**Description:** The PVC is waiting for a data compression context**Cause:** Compression context not available.

FR.086**Level:** CE-ERROR**Short Syntax:** FR.086 PVC *circuit* on nt *network ID* waiting for PVC compress limit to reduce**Long Syntax:** FR.086 PVC *circuit* on network *network ID* waiting for PVC compression limit to reduce**Description:** The PVC is waiting for the PVC compression limit to reduce**Cause:** The interface compression PVC limit has been reached.

FR.087**Level:** C-INFO**Short Syntax:** FR.087 Compression negotiation suspended for PVC *circuit* on nt *network ID***Long Syntax:** FR.087 Compression negotiation suspended for PVC *circuit* on network *network ID***Description:** Data compression negotiation suspended

FR.088**Level:** CE-ERROR**Short Syntax:** FR.088 Compression internally disabled for dynamic act'ed nt *network ID***Long Syntax:** FR.088 Compression internally disabled for dynamically activated network *network ID***Description:** Data compression internally disabled for dynamically activated interface**Cause:** Buffer header or trailer size not big enough for compression.

FR.089**Level:** UE-ERROR**Short Syntax:** FR.089 CLLM msg *elsstring* fmt error offset = *erroffset* on nt *network ID***Long Syntax:** FR.089 A format error in the header of CLLM message *elsstring* was detected at offset *erroffset* (starting from 1) on network *network ID***Description:** An invalid CLLM message was received and discarded.**Cause:** Software out of date or incompatible, contact customer service.

FR.090**Level:** UE-ERROR**Short Syntax:** FR.090 Xmit frame rej: prot *protocol* rsn *reason* data *data* nt *network ID***Long Syntax:** FR.090 Transmit frame rejected for protocol *protocol*, reason code = *reason*, associated data = *data* network *network ID***Description:** Frame could not be transmitted due to internal or routing error**Cause:** Invalid control block or DLCI pointer.

FR.091**Level:** UE-ERROR**Short Syntax:** FR.091 Xmit frame rej: inactive or removed PVC *pvc* prot *protocol* nt *network ID***Long Syntax:** FR.091 Transmit frame rejected for inactive or removed PVC *pvc* for protocol *protocol* network *network ID***Description:** Frame could not be transmitted since the associated circuit was either inactive or removed. If this was a multicast packet, the circuit number will be zero.**Cause:** Transmission attempted on an inactive or removed circuit.

FR.093**Level:** C-INFO**Short Syntax:** FR.093 DCP frame sent for PVC *circuit* (len = *length*, seq = *seqnum*, lcb = *lcb*) - nt *network ID***Long Syntax:** FR.093 DCP frame sent for PVC *circuit* (len = *length*, seq = *seqnum*, lcb = *lcb*) - network *network ID***Description:** DCP frame with compressed data transmitted

FR.094**Level:** C-INFO**Short Syntax:** FR.094 DCP frame w/uncomp data sent for PVC *circuit* (len = *length*, seq = *seqnum*) - nt *network ID***Long Syntax:** FR.094 DCP frame w/uncomp data sent for PVC *circuit* (len = *length*, seq = *seqnum*) - network *network ID***Description:** DCP frame with uncompressed data transmitted

FR.095**Level:** C-INFO**Short Syntax:** FR.095 DCP frame rcv'd for PVC *circuit* (len = *length*, seq = *seqnum*, lcb = *lcb*) - nt *network ID***Long Syntax:** FR.095 DCP frame rcv'd for PVC *circuit* (len = *length*, seq = *seqnum*, lcb = *lcb*) - network *network ID***Description:** DCP frame with compressed data received

FR.096**Level:** C-INFO**Short Syntax:** FR.096 DCP frame w/uncomp data rcv'd for PVC *circuit* (len = *length*, seq = *seqnum*) - nt *network ID***Long Syntax:** FR.096 DCP frame w/uncomp data rcv'd for PVC *circuit* (len = *length*, seq = *seqnum*) - network *network ID***Description:** DCP frame with uncompressed data received

FR.097**Level:** CE-ERROR**Short Syntax:** FR.097 MTU = *mtu* too small for P1 = *p1*, MTU = *b* req on nt *network ID***Long Syntax:** FR.097 The MTU defined for the interface of *mtu* is too small to hold a LMI full status message containing P1 *p1* PVCs - MTU of *b* bytes required - network *network ID***Description:** LMI errors will occur if P1 PVCs are included in LMI frames since they can't be received**Cause:** MTU size is too small to hold an LMI full status message with P1 PVCs.**Action:** Increase MTU or decrease the P1 parameter

Panic frimem**Short Syntax:** Frame Relay interface initialization failed - no memory**Description:** The Frame Relay interface failed to allocate sufficient memory to complete initialization.**Action:** Contact customer service.

Panic friprt**Short Syntax:** FR: unsupported protocol during initialization**Description:** The Frame Relay network handler detected an unsupported protocol during initialization.**Action:** Contact customer service.

Panic frfprt

Short Syntax: FR: unsupported protocol during frame forward

Description: The Frame Relay network handler detected an unsupported protocol during the protocol frame forward phase.

Action: Contact customer service.

Panic frcompmem

Short Syntax: Frame Relay interface compression initialization failed, no memory.

Description: The Frame Relay interface failed to allocate sufficient memory to complete compression initialization.

Action: Contact customer service.

Gateway (GW)

This chapter describes Gateway (GW) messages. For information on message content and how to use the message, refer to the Introduction.

GW.001

Level: ALWAYS

Short Syntax: GW.001 Copyright 1984 Massachusetts Institute of Technology, Copyright 1989 The Regents of the University of California

Long Syntax: GW.001 Copyright 1984 Massachusetts Institute of Technology, Copyright 1989 The Regents of the University of California

Description: Portions of the original code on which this system was based bear the following copyright notice: Permission to use, copy, modify, and distribute this program for any purpose and without fee is hereby granted, provided that this copyright and permission notice appear on all copies and supporting documentation, the name of M.I.T. not be used in advertising or publicity pertaining to distribution of the program without specific prior permission, and notice be given in supporting documentation that copying and distribution is by permission of M.I.T. M.I.T. makes no representations about the suitability of this software for any purpose. It is provided "as is" without express or implied warranty. Copyright (c) 1989 The Regents of the University of California. All rights reserved. Redistribution and use in source and binary forms, with or without modification, are permitted provided that the following conditions are met: 1. Redistributions of source code must retain the above copyright notice, this list of conditions and the following disclaimer. 2. Redistributions in binary form must reproduce the above copyright notice, this list of conditions and the following disclaimer in the documentation and/or other materials provided with the distribution. 3. All advertising materials mentioning features or use of this software must display the following acknowledgement: This product includes software developed by the University of California, Berkeley and its contributors. 4. Neither the name of the University nor the names of its contributors may be used to endorse or promote products derived from this software without specific prior written permission. THIS SOFTWARE IS PROVIDED BY THE REGENTS AND CONTRIBUTORS AS IS" AND ANY EXPRESS OR IMPLIED WARRANTIES, INCLUDING, BUT NOT LIMITED TO, THE IMPLIED WARRANTIES OF MERCHANTABILITY AND FITNESS FOR A PARTICULAR PURPOSE ARE DISCLAIMED. IN NO EVENT SHALL THE REGENTS OR CONTRIBUTORS BE LIABLE FOR ANY DIRECT, INDIRECT, INCIDENTAL, SPECIAL, EXEMPLARY, OR CONSEQUENTIAL DAMAGES (INCLUDING, BUT NOT LIMITED TO, PROCUREMENT OF SUBSTITUTE GOODS OR SERVICES; LOSS OF USE, DATA, OR PROFITS; OR BUSINESS INTERRUPTION) HOWEVER CAUSED AND ON ANY THEORY OF LIABILITY, WHETHER IN CONTRACT, STRICT LIABILITY, OR TORT (INCLUDING NEGLIGENCE OR OTHERWISE) ARISING IN ANY WAY OUT OF THE USE OF THIS SOFTWARE, EVEN IF ADVISED OF THE POSSIBILITY OF SUCH DAMAGE.

GW.002

Level: ALWAYS

Short Syntax: GW.002 Portable CGW *router name* Rel *release level* strtd

Long Syntax: GW.002 Portable C Gateway *router name* Release *release level* started

Description: Prints the name of the router (as indicated in the router), and the release level of the software load which has just started in the router.

GW.003**Level:** ALWAYS**Short Syntax:** GW.003 Unus pkt len *unused_length* nt *network ID***Long Syntax:** GW.003 Unused packet length *unused_length* net *network ID***Description:** The router will not be able to send or receive the last [unused length] bytes of maximum size packets.**Cause:** The configuration for the router has dictated a maximum packet size that the software will handle, which is smaller than the Maximum Transmission Unit (MTU) of the network.**Action:** If the the buffer size setting on the router has been manually set, modify or remove the buffer size setting in the router. If the message persists, contact customer service.

GW.004**Level:** ALWAYS**Short Syntax:** GW.004 Sys *queue type* q adv alloc *advisable queue length* excd *actual queue length***Long Syntax:** GW.004 System *queue type* queue advisory allocation of *advisable queue length* exceeded *actual queue length***Description:** The system has detected that there are probably an insufficient number of buffers for optimal operation. On startup, the maximum number of buffers allocated to either the permanent device input queue or the transient device output queue had exceeded an advisable allocation of the entire buffer pool.**Cause:** The router has been configured with overly large routing tables for some protocol.**Action:** Ensure that the routing tables for each protocol are of a reasonable size for the network configuration. Memory allocated to routing tables cannot be used for packet buffers.**Cause:** The router in question has too many network interfaces for the amount of buffer memory available.**Action:** Reduce the number of network interfaces on the router. If there are only a reasonable number of interfaces on the router, or if a (buffer) memory upgrade is available, consider expanding the amount of memory on the router. If the message persists, contact customer service.**Cause:** The number of buffers has been manually set to a low number.**Action:** Modify or remove the number of buffers setting in the router. If the message persists, contact customer service.

GW.005**Level:** ALWAYS**Short Syntax:** GW.005 Bffrs: *total created* avail *initially free* idle fair *fair share amount* low *high water mark***Long Syntax:** GW.005 Buffers: *total created* available *initially free* idle fair share *fair share amount* low water *high water mark***Description:** The message gives information about the number of buffers created by the initialization procedure, as well as some information on parameters used by the buffer allocation system. As long as the number of buffers currently free in the router is above the low water mark, any user can allocate buffers. Below that point, any user can allocate buffers, as long as the number is less than the 'fair share'.

GW.006**Level:** C-INFO**Short Syntax:** GW.006 Pkt frm nt *network ID* for uninit prt, disc**Long Syntax:** GW.006 Packet from net *network ID* for uninitialized protocol discarded**Description:** An incoming packet was in a protocol which, although recognized, did not have a handler loaded and enabled.

GW.007**Level:** C-INFO**Short Syntax:** GW.007 Ip err *error_code* nt *network ID***Long Syntax:** GW.007 Input error *error_code* net *network ID***Description:** A device input operation returned an error, along with a device specific error code. The input error counter for that network was incremented, and any packet associated with that error was probably discarded.**Action:** Refer to the Router Hardware Manual under the appropriate interface to see what the specific error codes for this type of interface mean.

GW.009**Level:** UI-ERROR**Level:** METER**Short Syntax:** GW.009 Nt dwn ip rstrt nt *network ID***Long Syntax:** GW.009 Net down for input restart net *network ID***Description:** When the router attempted to queue additional input operations for the network, the network had been disabled for input.**Cause:** This is caused by timing windows in the internal operation of the router; an input restart operation was requested, but when the time came to do it, input on the interface had been internally disabled. The condition is detected, and is harmless.**Action:** If the message persists, contact customer service.

GW.010**Level:** UI-ERROR**Level:** METER**Short Syntax:** GW.010 Ip q len *queue_length* no ip buf nt *network ID***Long Syntax:** GW.010 Input queue length *queue_length* no input buffer net *network ID***Description:** When the router attempted to queue additional input operations for the network, not enough free buffers were available to refill the input queue to the level desired; the actual level attained is listed.**Cause:** If the message occurs on an occasional basis, a traffic peak is causing the router to run short of buffers.**Action:** No action is necessary.**Cause:** The router is short of buffers for some reason. This may be because there is not enough memory on the router to provide enough buffers.**Action:** If there is a shortage of memory for buffers, either add memory to the router or reduce the number of network interfaces on the router. If the message persists, contact customer service.**Cause:** The number of buffers may have been manually set low.

Action: Modify or remove the number of buffers setting in the router. If the message persists, contact customer service.

GW.014

Level: UI-ERROR

Level: METER

Short Syntax: GW.014 Nt dwn op rstrt nt *network ID*

Long Syntax: GW.014 Net down for output restart net *network ID*

Description: When the router attempted to queue additional output operations for the network, the network had been disabled for output.

Cause: This is caused by timing windows in the internal operation of the router. An output restart operation was requested, but when the time came to do it, output on the interface had been internally disabled. The condition is detected and is harmless.

Action: If the message persists, contact customer service.

GW.017

Level: UE-ERROR

Short Syntax: GW.017 Intfc hdw mssng nt *network ID*

Long Syntax: GW.017 Interface hardware missing net *network ID*

Description: When the router software went to initialize the network interface for the first time, it discovered that the interface's adapter is not plugged in.

Cause: The adapter is not plugged in.

Action: Follow the procedures to insert the appropriate adapter.

Cause: The interface's adapter is broken.

Action: Contact customer service.

GW.018

Level: U-TRACE

Short Syntax: GW.018 Strt nt slf tst nt *network ID*

Long Syntax: GW.018 Start network self test network *network ID*

Description: A network self-test (see Software Operator's Manual for more information on self-test) has been requested.

GW.019

Level: C-INFO

Short Syntax: GW.019 Slf tst nt *network ID*

Long Syntax: GW.019 Self test network *network ID*

Description: A network self-test (see Software Operator's Manual for more information on self-test) has been started.

GW.020

Level: U-TRACE

Short Syntax: GW.020 Nt pss slf tst nt *network ID*

Long Syntax: GW.020 Network passed self test network *network ID*

Description: A network undergoing self-test (see Software Operator's Manual for more information on self-test) has passed the self-test.

GW.021

Level: UE-ERROR

Short Syntax: GW.021 Nt up nt *network ID*

Long Syntax: GW.021 Network up network *network ID*

Description: After passing self-test (see Software Operator's Manual for more information on self-test), a network that was previously down has come up.

GW.022

Level: U-TRACE

Short Syntax: GW.022 Nt fld slf tst nt *network ID*

Long Syntax: GW.022 Network failed self test network *network ID*

Description: A network undergoing self-test (see Software Operator's Manual for more information on self-test) has failed the self-test.

Cause: The exact cause is network dependant. Use any trap messages printed by the network handler, along with network specific information as revealed by the CGWCON 'Interface' command, to isolate the problem.

GW.023

Level: UE-ERROR

Short Syntax: GW.023 Nt dwn nt *network ID*

Long Syntax: GW.023 Network down network *network ID*

Description: After failing self-test (see Software Operator's Manual for more information on self-test), a network that was previously up has gone down.

GW.024

Level: U-TRACE

Short Syntax: GW.024 Processing pending disable for nt *network ID*

Long Syntax: GW.024 Processing pending disable for network *network ID*

Description: The user requested that a network be disabled (e.g. with the GWCON disable command) but the network was in the middle of self-test. Since the self-test has just completed, the pending disable will now be performed.

GW.025

Level: UE-ERROR

Short Syntax: GW.025 Nt fld mnt nt *network ID*

Long Syntax: GW.025 Network failed maintainence network *network ID*

Description: The number of maintainence checks (see Software Operator's Manual for more information on maintainence) failed in a given interval has exceeded the allowed limit (see the appropriate Router Hardware Manual for more detail on what the exact numbers are

for each interface). A self test (see Software Operator's Manual for more information on maintenance) will be started on the interface; if it fails, the interface will be marked down.

Cause: The exact cause is network dependant. Use any trap messages printed by the network handler, along with network specific information as revealed by the CGWCON 'Interface' command, to isolate the problem. A self-test of the network may reveal additional information.

GW.026

Level: C-TRACE

Short Syntax: GW.026 Mnt nt *network ID*

Long Syntax: GW.026 Maintenance network *network ID*

Description: A maintenance check (see Software Operator's Manual for more information on maintenance) has been started for the indicated interface.

GW.027

Level: CI-ERROR

Short Syntax: GW.027 No pkt fr mnt nt *network ID*

Long Syntax: GW.027 No packet for maintenance network *network ID*

Description: A buffer could not be allocated when needed by network maintaince.

Cause: This may be caused by temporary traffic loads. Many other causes are possible.

Action: If the message persists, contact customer service.

GW.028

Level: U-INFO

Short Syntax: GW.028 Snk dsc pkt prt *protocol* to *next_hop_host*

Long Syntax: GW.028 Sink network discarding packet protocol *protocol* to host *next_hop_host*

Description: A buffer was sent to the sink network, which discarded it with no indication of error to the forwarder.

GW.029

Level: U-INFO

Short Syntax: GW.029 Int dis nt *network ID*

Long Syntax: GW.029 Interface disabled in configuration net *network ID*

Description: The interface in question was disabled in the configuration and will not come up; it can be started at any time by testing it.

GW.030

Level: U-INFO

Short Syntax: GW.030 *heap_bytes* bytes reserved by *subsystem*

Long Syntax: GW.030 *heap_bytes* bytes of heap reserved by subsystem *subsystem*

Description: At start-up time, one of the router's subsystems has reserved so many bytes of heap memory. This will be subtracted from the router's free memory before the remainder is carved into packet buffers.

GW.031**Level:** ALWAYS**Short Syntax:** GW.031 IP q alloc fl nt *network ID* avl *number of buffers***Long Syntax:** GW.031 Input queue allocation failed net *network ID* available *number of buffers***Description:** The system has detected that there are probably an insufficient number of buffers for optimal operation. On startup, each of the fast devices are allocated a fixed number of buffers. If these buffers are not available, the particular interface may not perform well.

GW.033**Level:** U-INFO**Short Syntax:** GW.033 Slf tst req rejected for nt *network ID***Long Syntax:** GW.033 Self-test request rejected for net *network ID***Description:** A self-test has been started for the interface but the interface is in an unusable state so the self-test cannot be performed. Use the GWCON configuration command to determine the interface state that is preventing the self-test from occurring.**Cause:** If the interface's state is "Not Present" the adapter is not plugged in.**Action:** Follow the procedures to insert the appropriate adapter.**Cause:** If the interface's state is "HW Mismatch" then there is a hardware mismatch. A hardware mismatch occurs when the configured adapter type does not match the adapter type that is actually present in the slot.**Action:** Follow the procedures to insert the appropriate adapter or to re-configure the interface.**Cause:** If the interface's state is "HW Failure" then the interface's adapter is broken.**Action:** Contact customer service.**Cause:** If the interface's state is "Diagnostics" then the interface's adapter is undergoing diagnostics.**Action:** Wait until the diagnostics are complete and then start another self-test.

GW.034**Level:** U-TRACE**Short Syntax:** GW.034 Nt disabled: nt *network ID***Long Syntax:** GW.034 Network disabled: net *network ID***Description:** The network is being disabled.

GW.035**Level:** UI-ERROR**Level:** METER**Short Syntax:** GW.035 Nt dwn to hst *next_hop_host* nt *network ID***Long Syntax:** GW.035 Net down transmitting to host *next_hop_host* net *network ID***Description:** When the router went to send a packet to a given host, the network interface it had been told to send the packet over to was not up. The output discard counter for that network was incremented, and the packet was returned to the protocol forwarder for attention. Usually, *next_hop_host* will be the MAC layer address of the next hop router or host that this packet is being sent to. The format of this MAC address depends on the network type. If *next_hop_host* starts with an @ (at-sign), then that network does not provide a for-

matted display of MAC addresses, and the following number is the hex address in router memory that the next hop host address is stored at.

Cause: This is caused by timing windows in the internal operation of the router; a packet was queued for output, but when the time came to send it, the interface was down. The condition is detected, and is harmless.

Action: If the message persists, contact customer service.

GW.036

Level: U-INFO

Short Syntax: GW.036 Op ovfl to hst *next_hop_host* nt *network ID*

Long Syntax: GW.036 Output overflow when transmitting to host *next_hop_host* net *network ID*

Description: When the router went to send a packet to a given host, the network output queue was too full, and the packet had to be discarded. The output overflow counter for that network was incremented, and the packet was returned to the protocol forwarder for attention. Usually, *next_hop_host* will be the MAC layer address of the next hop router or host that this packet is being sent to. The format of this MAC address depends on the network type. If *next_hop_host* starts with an @ (at-sign), then that network does not provide a formatted display of MAC addresses, and the following number is the hex address in router memory that the next hop host address is stored at.

Cause: This is caused by the offered load in the network being higher than the bandwidth available in the output network. Since the router itself is keeping up with the traffic, there is little it can do; the hosts generating the traffic are simply sending more data than the output network can accommodate.

Action: Increase the speed of the network in question (particularly if it is a slow speed leased line), or take measures to restrict the offered load.

GW.037

Level: C-INFO

Short Syntax: GW.037 Nt dwn, disc pkt to hst *next_hop_host* nt *network ID*

Long Syntax: GW.037 Network down, discarding packet to host *next_hop_host* network *network ID*

Description: Packets waiting for transmission on the network in question were discarded when the network went down. The discard counter for the network in question is incremented. Usually, *next_hop_host* will be the MAC layer address of the next hop router or host that this packet is being sent to. The format of this MAC address depends on the network type. If *next_hop_host* starts with an @ (at-sign), then that network does not provide a formatted display of MAC addresses, and the following number is the hex address in router memory that the next hop host address is stored at.

GW.038

Level: C-INFO

Short Syntax: GW.038 User *default name* has logged on

Long Syntax: GW.038 User *default name* has logged on

Description: A new user has logged on to the system.

GW.039**Level:** CE-ERROR**Short Syntax:** GW.039 Failed logon: ID = *default name***Long Syntax:** GW.039 A logon attempt has failed: user ID = *default name***Description:** Someone attempted to log onto the system but did not supply a correct user-name and password.

GW.040**Level:** C-INFO**Short Syntax:** GW.040 ot cl dnd nt *network ID***Long Syntax:** GW.040 Outbound calls denied network *network ID***Description:** Router would like to place outbound call, but configuration prevents it.

GW.042**Level:** C-INFO**Short Syntax:** GW.042 in cl unk addr *dial_address, / subdial_address*, rj nt *network ID***Long Syntax:** GW.042 Inbound call from unknown address *dial_address, / subdial_address*, rejected, network *network ID***Description:** An inbound call was not accepted because the caller's address didn't match our configured remote address.

GW.043**Level:** C-TRACE**Short Syntax:** GW.043 CML state *state_string*,, event *event_string*, nt *network ID***Long Syntax:** GW.043 CML state *state_string*,, event *event_string*,, net *network ID***Description:** FSM trace event.

GW.044**Level:** UI-ERROR**Short Syntax:** GW.044 No cnfg nt *network ID***Long Syntax:** GW.044 No configuration found for net *network ID***Description:** No SR_VRTBLK record found in SR_VNET block.**Cause:** Incomplete configuration**Action:** Review your configuration for this network.

GW.045**Level:** UI-ERROR**Short Syntax:** GW.045 bd dl net on nt *network ID***Long Syntax:** GW.045 Bad dial network specified in config, net *network ID***Description:** The dialer net configured is either not present, or not a dial net.**Cause:** Configuration error.**Action:** Configure a valid dial net.

GW.046**Level:** UI-ERROR**Short Syntax:** GW.046 bd dl dst on nt *network ID***Long Syntax:** GW.046 Bad dialer destination name specified in config, net *network ID***Description:** The specified destination name was not added with the "add address" command.**Cause:** Configuration error.**Action:** Configure a destination name using the "add address" command.

GW.047**Level:** C-INFO**Short Syntax:** GW.047 idle exp nt *network ID***Long Syntax:** GW.047 idle timer expired and call cleared, net *network ID***Description:** The idle timer of a demand-based net expired, and the call was cleared.

GW.048**Level:** U-INFO**Short Syntax:** GW.048 Int rsvd for rst nt *network ID***Long Syntax:** GW.048 Interface reserved for WAN restoral in configuration net *network ID***Description:** The interface in question has been reserved for WAN restoral in the configuration and will not come up until needed by the WAN restoral process.

GW.049**Level:** U-INFO**Short Syntax:** GW.049 Patched *variable_name* to *new_value***Long Syntax:** GW.049 Variable *variable_name* has been patched to value *new_value***Description:** The user has patched the value of one of the router's data items accordingly.

GW.050**Level:** U-INFO**Short Syntax:** GW.050 Patch to *variable_name* failed**Long Syntax:** GW.050 Attempt to patch variable *variable_name* has failed**Description:** The user has attempted to patch the value of one of the router's data items. The patch failed.

GW.051**Level:** UI_ERROR**Short Syntax:** GW.051 Wrt SRAM failed blk *block_num*, typ *rec_type_num***Long Syntax:** GW.051 Attempt to write block *block_num*, record type *rec_type_num* to SRAM has failed**Description:** Some code which cannot put out a console message (typically during startup) tried to write SRAM and failed.

GW.052**Level:** UI_ERROR**Short Syntax:** GW.052 No UDP port avail to sync time**Long Syntax:** GW.052 No UDP port available to send time sync request**Description:** udp_notify returned 0. Probably, IP is not configured.

GW.053**Level:** UI_ERROR**Short Syntax:** GW.053 No UDP port avail to srvc time req**Long Syntax:** GW.053 No UDP port available to receive time sync requests**Description:** udp_notify returned 0. Probably, IP is not configured, or else software error.

GW.054**Level:** U-INFO**Short Syntax:** GW.054 Ip ovfl nt *network ID*, *count* pkts disc**Long Syntax:** GW.054 Input overflow net *network ID*, *count* packets discarded**Description:** Packets are arriving on the stated interface too quickly for the router's forwarders to process them; they are discarded before being examined by the router software because of the overload. The count of packets is the number of packets this has happened to since the last time it was attempted to log this message. The input overflow counter for this network ID is incremented.**Cause:** This may sometimes be caused by broadcast storms", which are network events caused by combinations of buggy and/or out-of-date software running on network hosts which spread in a chain reaction, typically causing the network to be consumed with back to back packets (often broadcast) for a period of seconds, or occasionally, a minute or two.**Action:** If a broadcast storm is happening, fix or disable the responsible hosts.**Cause:** It may be simply caused by very heavy load.**Action:** If heavy load is the cause, and this message happens frequently, you may be using one of the slower routers in the product line. If there is a faster CPU option available for the router you are using, consider upgrading.

GW.055**Level:** UI-ERROR**Short Syntax:** GW.055 Nt dwn trans on nt *network ID***Long Syntax:** GW.055 Net down transmitting on net *network ID***Description:** When the router went to send a packet, the network interface it had been told to send the packet over to was not up. The output discard counter for that network was incremented, and the packet was returned to the protocol forwarder for attention.**Cause:** This is caused by timing windows in the internal operation of the router; a packet was queued for output, but when the time came to send it, the interface was down. The condition is detected, and is harmless.**Action:** If the message persists, contact customer service.

GW.056**Level:** UI-ERROR**Short Syntax:** GW.056 Nt out dis trans on nt *network ID***Long Syntax:** GW.056 Net output disabled, transmitting on net *network ID***Description:** When the router went to send a packet, the network interface it had been told to send the packet over had packet transmission disabled. The output discard counter for that network was incremented.**Cause:** This is caused by timing windows in the internal operation of the router; a packet was queued for output, but when the time came to send it, output on the interface was disabled. The condition is detected, and is harmless.**Action:** If the message persists, contact customer service.

GW.057**Level:** U-INFO**Short Syntax:** GW.057 Op ovfl nt *network ID***Long Syntax:** GW.057 Output overflow when transmitting on net *network ID***Description:** When the router went to send a packet, the network output queue was too full, and the packet had to be discarded. The output overflow counter for that network was incremented, and the packet was returned to the protocol forwarder for attention.**Cause:** This is caused by the offered load in the network being higher than the bandwidth available in the output network. Since the router itself is keeping up with the traffic, there is little it can do; the hosts generating the traffic are simply sending more data than the output network can accommodate.**Action:** Increase the speed of the network in question (particularly if it is a slow speed leased line), or take measures to restrict the offered load.

GW.058**Level:** U-INFO**Short Syntax:** GW.058 Op err hst *next_hop_host* nt *network ID***Long Syntax:** GW.058 Output error transmitting to host *next_hop_host* net *network ID***Description:** A packet has not been successfully retransmitted. The output error counter for that network is incremented, and the packet is discarded. Usually, *next_hop_host* will be the MAC layer address of the next hop router or host that this packet is being sent to. The format of this MAC address depends on the network type. If *next_hop_host* starts with an @ (at-sign), then that network does not provide formatted display of MAC addresses, and the following number is the hex address in router memory that the next hop host address is stored at.**Cause:** If this message occurs more than very rarely, it probably indicates hardware transmission problems on the network in question.**Action:** Utilize appropriate level 2 network management tools such as Tokenview (for rings) or a Time Domain Reflectometer (for Ethernet) to isolate and fix the problem.

GW.059**Level:** C-INFO**Short Syntax:** GW.059 Alloc buff with min *global_buffers* global, *private_buffers* per net**Long Syntax:** GW.059 Allocating buffers with minimum of *global_buffers* global buffers, and *private_buffers* buffers per fast input network**Description:** The router is going to do the buffer allocation with the specified constraints.

Cause: This is normal on router startup.

GW.060

Level: C-INFO

Short Syntax: GW.060 Buffs alloc with reduction *reduction*

Long Syntax: GW.060 Buffers allocated with reduction by *reduction* of private buffers

Description: The router has completed the buffer allocations. If the input networks could not get all the buffers that were requested, the reduction will be non-zero.

Cause: This message always happens on startup of the router. However, a non-zero reduction indicates that the router is close to being short on buffer memory. The higher the reduction, the more severe the buffer memory shortage. However, the shortage is not so severe that the router will not operate, but performance may be impaired.

Action: Upgrade size of buffer memory. Choose smaller buffer size on those devices (Token-Ring, Serial Line) where that is configurable.

GW.061

Level: UI-ERROR

Short Syntax: GW.061 Priv buff alloc failed, nt *network ID*

Long Syntax: GW.061 Private buffer allocation failed, network *network ID*

Description: The buffer allocation for a private buffer for the specified network failed. This network will have one less buffer than was intended. This message is severe only if it happens many times.

Cause: Shortage of buffer memory. (Particularly if preceded by ELS message GW.064.)

Action: Upgrade size of buffer memory.

Action: Choose smaller buffer size on those devices (Token-Ring, Serial Line) where that is configurable.

Cause: Shortage of heap memory. (Particularly if preceded by ELS message GW.063.)

Action: Reduce routing table sizes. Increase size of data memory.

Cause: Buffer allocation routine did not accurately predict how many buffers could be allocated.

Action: On some configurations, some portions of the buffer memory are unuseable. The pre-allocator does not take this into account, so a few buffer allocations may fail.

GW.062

Level: UI-ERROR

Short Syntax: GW.062 Global buff alloc failed after *count*

Long Syntax: GW.062 Global buffer allocation failed after *count* allocated

Description: The buffer allocation for a global buffer failed. The router will have one less global buffer than was intended. This message is severe only if it happens many times, starting at low values of count.

Cause: Shortage of buffer memory. (Particularly if preceded by ELS message GW.064.)

Action: Upgrade size of buffer memory.

Action: Choose smaller buffer size on those devices (Token-Ring, Serial Line) where that is configurable.

Cause: Shortage of heap memory. (Particularly if preceded by ELS message GW.063.)

Action: Reduce routing table sizes. Increase size of data memory.

Cause: Buffer allocation routine did not accurately predict how many buffers could be allocated.

Action: On some configurations, some portions of the buffer memory are unuseable. The pre-allocator does not take this into account, so a few buffer allocations may fail.

GW.063

Level: UI-ERROR

Short Syntax: GW.063 Alloc of iorb failed

Long Syntax: GW.063 Allocation of I/O request block failed

Description: Some code in the router was allocating an I/O request block and buffer. The allocation of the I/O request block failed.

Cause: Shortage of heap memory.

Action: Reduce routing table sizes. Increase size of data memory.

GW.064

Level: UI-ERROR

Short Syntax: GW.064 Alloc of buffer failed

Long Syntax: GW.064 Allocation of buffer failed

Description: Some code in the router was allocating an I/O request block and buffer. The allocation of the buffer failed.

Cause: Shortage of buffer memory.

Action: Upgrade size of buffer memory.

Action: Choose smaller buffer size on those devices (Token-Ring, Serial Line) where that is configurable.

GW.065

Level: U-INFO

Short Syntax: GW.065 *heap_bytes* bytes buff reserved by *subsystem*

Long Syntax: GW.065 *heap_bytes* bytes of buffer memory reserved by subsystem *subsystem*

Description: At start-up time, one of the router's subsystems has reserved so many bytes of buffer memory. This will be subtracted from the router's free buffer memory before the remainder is carved into packet buffers.

GW.066

Level: UI_ERROR

Short Syntax: GW.066 LID no bf, *message_type*, not snt nt *network ID*

Long Syntax: GW.066 LID no buffer, *message_type*, msg not sent on net *network ID*

Description: Line ID code couldn't allocate a buffer to send a message.

GW.067

Level: UE_ERROR

Short Syntax: GW.067 LID NAK rcv nt *network ID*

Long Syntax: GW.067 LID NAK received net *network ID*

Description: The other end of the switched circuit didn't like the LINE ID we sent, and returned a NAK.

Action: Check configuration on both sides. Remote side does not think we should be calling it.

GW.068

Level: C-INFO

Short Syntax: GW.068 LID ACK rcv nt *network ID*

Long Syntax: GW.068 LID ACK received net *network ID*

Description: The other end of the switched circuit liked our line ID.

GW.069

Level: UE_ERROR

Short Syntax: GW.069 LID tmo on mdm sgs nt *network ID*

Long Syntax: GW.069 LID timeout waiting for modem signals to come up on net *network ID*

Description: Either an inbound or outbound call, the V.25bis modem signals did not come up after the call was connected.

Action: Check line and modems. Line quality may be insufficient.

GW.070

Level: UE_ERROR

Short Syntax: GW.070 LID tmo on id nt *network ID*

Long Syntax: GW.070 LID timeout waiting for line ID from other side, net *network ID*

Description: Timed out waiting for line ID from remote side.

Action: Check configuration of whoever is calling into this router. They are not sending line ID message. Might be an incompatible router.

GW.071

Level: UE_ERROR

Short Syntax: GW.071 LID unkn id [*bad_lineid_string*]; nk snt, nt *network ID*

Long Syntax: GW.071 LID unknown line ID [*bad_lineid_string*] received; NAK sent, net *network ID*

Description: An ID message was received corresponding to a phone number from which you do not want any calls, that is, a phone number that does not exist, or the number exists but is configured for no inbound calls.

Action: Check configuration of both routers.

GW.072

Level: UE_ERROR

Short Syntax: GW.072 LID no dflt circit; data ign nt *network ID*

Long Syntax: GW.072 LID no default circuit; received data was ignored, net *network ID*

Description: Received data from other side rather than line ID, but had no default circuit to assign the data to.

Action: Check configuration of whoever is calling into this router. They are not sending line ID message. Might be an incompatible router.

GW.073**Level:** UI_ERROR**Short Syntax:** GW.073 Rcv buffs increased to *configured_buffers*, exceeds max of *maximum_buffers*, nt *network ID***Long Syntax:** GW.073 Receive buffers increased to *configured_buffers*, exceeds maximum of *maximum_buffers*, net *network ID***Description:** The user-configured number of receive buffers exceeds the maximum allowed for this interface type. The number of buffers will be reduced to the maximum.**Cause:** Excessive number of buffers in Config>SET RECEIVE-BUFFERS command.**Action:** Configure for acceptable number of buffers.

GW.074**Level:** C_INFO**Short Syntax:** GW.074 Rcv buffs increased from *configured_buffers* to *default_buffers*, nt *network ID***Long Syntax:** GW.074 Receive buffers increased from *configured_buffers* to *default_buffers*, net *network ID***Description:** The user configuration is increasing the number of receive buffers on this interface from the default to the configured value.

GW.075**Level:** U_INFO**Short Syntax:** GW.075 Rcv buffs decreased from *default_buffers* to *configured_buffers*, nt *network ID***Long Syntax:** GW.075 Receive buffers decreased from *default_buffers* to *configured_buffers*, net *network ID***Description:** The user configuration is decreasing the number of receive buffers on this interface from the default to the configured value. This may reduce performance on this interface.

GW.076**Level:** UI-ERROR**Short Syntax:** GW.076 Swcthd net (*switched network ID*) rjctd rgstrtn for nt *network ID***Long Syntax:** GW.076 The switched network (network *switched network ID*) rejected the registration request for this dial circuit: net *network ID***Description:** The dial circuit is misconfigured.**Cause:** Configuration error.**Action:** Review your configuration for this dial circuit.

GW.077**Level:** C-INFO**Short Syntax:** GW.077 No dl crct inc call on nt *switched network ID***Long Syntax:** GW.077 No dial circuit configured for inbound calls on switched network *switched network ID***Description:** An inbound call was received over the switched network, and there isn't a dial circuit configured to take it.

Cause: Misconfiguration.

Action: A dial circuit needs to be configured to accept inbound calls.

Cause: Wrong number.

Action: If this persists, you may want to pursue what avenues you can to identify a possible security break-in.

GW.078

Level: U_INFO

Short Syntax: GW.078 Rcv low water changed from *default_low_water* to *configured_low_water*, nt *network ID*

Long Syntax: GW.078 Receive low water level changed from *default_low_water* to *configured_low_water*, net *network ID*

Description: The user configuration is changing the receive low water level on this interface from the default to the configured value. This will change the behavior of flow control for packets received on this interface.

GW.079

Level: UI_ERROR

Short Syntax: GW.079 Int hw err nt *network ID*

Long Syntax: GW.079 Hardware failure detected for net *network ID*

Description: The router detected a hardware failure for the interface in question. The interface will not come up.

Action: Contact customer service.

GW.080

Level: C_INFO

Short Syntax: GW.080 Ext Slot: *String supplied by external device*

Long Syntax: GW.080 External Slot device is: *String supplied by external device*

Description: This serves to identify the status of the external slot.

GW.081

Level: C-TRACE

Short Syntax: GW.081 nt *dial network ID* st *cmI_state*; cnt acpt call on nt *switched network ID*

Long Syntax: GW.081 net *dial network ID* is in state *cmI_state*; can't acpt call on network *switched network ID*

Description: A dial circuit was found that would take the incoming call, but it is not in a state where it can do so.

GW.082

Level: C-TRACE

Short Syntax: GW.082 Inbnd dsbl nt *dial network ID*; cnt acpt call on nt *switched network ID*

Long Syntax: GW.082 Inbound calls disabled on net *dial network ID*; can't acpt call on network *switched network ID*

Description: The network would accept a call from a specified caller, but it is configured not to accept inbound calls.

GW.083**Level:** C-TRACE**Short Syntax:** GW.083 LID st *old_state*,-> *new_state*, nt *network ID***Long Syntax:** GW.083 Line ID state *old_state*, changed to *new_state*,, net *network ID***Description:** FSM trace event.

GW.084**Level:** C-TRACE**Short Syntax:** GW.084 LID ID rcv: *line_id_string* nt *network ID***Long Syntax:** GW.084 Line ID received: *line_id_string*, net *network ID***Description:** A Line ID message was received containing the specified address. Note: Only the digits 0-9 are printed, since only they are significant.

GW.085**Level:** C-TRACE**Short Syntax:** GW.085 nt *dial network ID* acptd call on nt *switched network ID***Long Syntax:** GW.085 net *dial network ID* accepted call on network *switched network ID***Description:** The specified network has accepted the inbound call.

GW.086**Level:** C-TRACE**Short Syntax:** GW.086 No avl net fr inb cl on nt *switched network ID***Long Syntax:** GW.086 No available net for call on network *switched network ID***Description:** There is no network that can take the inbound call.

GW.087**Level:** C-TRACE**Short Syntax:** GW.087 ISDN inb addr [*address*] nt *switched network ID***Long Syntax:** GW.087 ISDN inbound address [*address*] network *switched network ID***Description:** The router passed the specified address and subaddress of the caller in an ISDN setup message.

GW.088**Level:** C-TRACE**Short Syntax:** GW.088 LID ID snt: *line_id_string* nt *network ID***Long Syntax:** GW.088 Line ID sent: *line_id_string*, net *network ID***Description:** We sent the specified line ID message to the destination.

GW.089**Level:** C-TRACE**Short Syntax:** GW.089 Match dial addr [*dial_address*] to nt *switched network ID***Long Syntax:** GW.089 Matched inbound destination dial address [*dial_address*] to network *switched network ID***Description:** An inbound call arrived and the specified network is configured to match it. Match the *dial_address* address string in hex. Empty string is a wildcard and will match a network with any_inbound setting.

GW.090**Level:** C-TRACE**Short Syntax:** GW.090 No usbl match dial addr [*dial_address*]**Long Syntax:** GW.090 No useable match dial addr [*dial_address*]**Description:** No more dial circuits match inbound address.

GW.091**Level:** ALWAYS**Short Syntax:** GW.091 Incr glob pkt len *incr_length* nt *network ID***Long Syntax:** GW.091 Increased global packet length *incr_length* net *network ID***Description:** The global max packet length was increased by [incr length] bytes.**Cause:** The configuration for the router dictated a maximum packet size that the software will handle that is smaller than the Maximum Transmission Unit (MTU) of the network. This network will not properly operate with that restriction, so the max packet length must change accordingly.**Action:** If the the buffer size setting on the router has been manually set, modify or remove the buffer size setting in the router. If the message persists, contact customer service.

GW.092**Level:** C-INFO**Short Syntax:** GW.092 Too many circuits nt *base network ID***Long Syntax:** GW.092 Too many circuits on net *base network ID***Description:** There are more virtual circuits that are active than the interface type supports.

GW.093**Level:** C-INFO**Short Syntax:** GW.093 Higher pri conn nt *preempted network ID* preempts nt *higher-priority network ID***Long Syntax:** GW.093 Higher priority connection request for net *preempted network ID* preempts net *higher-priority network ID***Description:** A connection request for a higher-priority dial circuit caused the specified lower-priority circuit to terminate.

GW.094**Level:** C-INFO**Short Syntax:** GW.094 Disc ind on pri conn nt *network ID*; retry**Long Syntax:** GW.094 Disconnect indication received for priority connection network *network ID*; retry**Description:** The router received a disconnect indication for the specified network, but the base network did not actually attempt the connection. The router rejected the connection because the base network was not ready. The router will retry the connection shortly.

GW.095**Level:** C-TRACE**Short Syntax:** GW.095 Dialing dest < *dest_name*>, DTE number [*dte_addr*], nt *network ID***Long Syntax:** GW.095 Dialing destination < *dest_name*>, DTE number [*dte_addr*], net *network ID***Description:** The Connection Management Library (CML) is dialing the specified destination end point using the specified DTE number. This message occurs for every DTE number the CML actually dials.

GW.096**Level:** CI-ERROR**Short Syntax:** GW.096 DialRec: bad addr rec: smaller than hdr (name= *parent_name*)**Long Syntax:** GW.096 DialRec: bad address record: smaller than header (name= *parent_name*)**Description:** The router read a SR_DCADDR (dial circuit address) record shorter than the address record header from SRAM under the displayed destination name. Report this error to customer service.

GW.097**Level:** C-TRACE**Short Syntax:** GW.097 CMLB net # *net_num*, dest < *dest*>, indest < *in_dest*>, net *network ID***Long Syntax:** GW.097 CMLB dump: net # *net_num*, dest < *dest*>, indest < *in_dest*>, net *network ID***Description:** Traces the contents of the Connection Management Library control Block (CMLB) chain as an inbound connection vector to the correct CMLB.

GW.098**Level:** C-TRACE**Short Syntax:** GW.098 Source DTE addr # *index*: [*addr_str*]**Long Syntax:** GW.098 Source DTE address # *index*: [*addr_str*]**Description:** The router called once for each DTE address string found in a CMLB's *src_addrs*.

GW.099**Level:** C-TRACE**Short Syntax:** GW.099 Dropped lnk due to encap slftst errs nt *switched network ID***Long Syntax:** GW.099 Dropped link due to encapsulator self-test errors network *switched network ID***Description:** The amount of time during which consecutive encapsulator self-test errors occurred exceeded the SET IDLE nnn interval set by the user, so CML dropped the link.

GW.100**Level:** UI-ERROR**Short Syntax:** GW.100 Bad MP config nt *network ID***Long Syntax:** GW.100 Bad MP config for net *network ID***Description:** The MP net configured is invalid or BRS is on the link.**Cause:** Configuration error.**Action:** Configure a valid MP net or turn off BRS on the link.

GW.101**Level:** UE-ERROR**Short Syntax:** GW.101 Intfc hdw mismtch nt *network ID***Long Syntax:** GW.101 Interface hardware mismatch net *network ID***Description:** When the router software went to initialize the network interface for the first time, it discovered a hardware mismatch. A hardware mismatch occurs when the interface's configured adapter type does not match the adapter type that is actually present in the slot.**Cause:** There is a hardware mismatch.**Action:** Either follow the procedures to insert the configured adapter type or refer to the appropriate manuals to check and correct the interface's configuration.**Cause:** The interface's adapter is broken.**Action:** Contact customer service.

Panic gwbadhd**Short Syntax:** GW: Bd cnf inf nt hdr lngths**Description:** Bad configuration information in the load was detected.**Cause:** Hand-configured maximum header and trailer sizes are smaller than the actual lengths of at least one network in the router.**Action:** Contact customer service.

Panic gwbdntv**Short Syntax:** GW: incompatible net table vers**Description:** A load with incompatible versions of binary modules has been detected.**Cause:** The version number on the network configuration table does not match the version number of the compiled code.**Action:** Contact customer service.

Panic gwbdpm

Short Syntax: GW: incompatible P_MAX

Description: A load with incompatible versions of binary modules has been detected.

Cause: The maximum number of protocols in the configuration information does not match the maximum number of protocols in the compiled code.

Action: Contact customer service.

Panic gwbdtm

Short Syntax: GW: incompatible T_MAX

Description: A load with incompatible versions of binary modules has been detected.

Cause: The maximum number of network types in the configuration information does not match the maximum number of network types in the compiler code.

Action: Contact customer service.

Panic gwbdim

Short Syntax: GW: incompatible I_MAX

Description: A load with incompatible versions of binary modules has been detected.

Cause: The maximum number of interface types in the configuration information does not match the maximum number of interface types in the compiled code.

Action: Contact customer service.

Panic gwnmp

Short Syntax: GW: no mem for prot tbl

Description: No memory was available for a critical system table.

Cause: Insufficient memory was available to allocate either the installed or complete protocol table, or the per network protocol upcalls, early in initialization.

Action: Contact customer service.

Panic gwfrfr

Short Syntax: GW: freeing free buffer

Description: The buffer free routine detected software in the system attempting to free a buffer that has already been freed.

Cause: Software problem that frees the same buffer twice. This is a grave error.

Action: Take a dump of this failure, and send it to customer service.

Panic gwgtgt

Short Syntax: GW: alloc busy buffer

Description: The buffer free routine detected software in the system attempting to allocate a buffer that is already busy.

Cause: Software problem.

Action: Take a dump of this failure, and send it to customer service.

Panic gwifdrv

Short Syntax: GW: net with multiple i_fdrv requests

Description: The buffer allocation routine encountered a network that wanted more than one type of memory per buffer.

Cause: Software problem.

Action: Take a dump of this failure, and send it to customer service.

Panic gwlgwc

Short Syntax: GW: leading buffer guard word corrupted

Description: The code that monitors the packet buffers detected that the guard word in front of a buffer has been corrupted.

Cause: Software problem.

Cause: Hardware failure.

Action: Take a dump of this failure, and send it to customer service.

Panic gwtgwc

Short Syntax: GW: trailing buffer guard word corrupted

Description: The code that monitors the packet buffers detected that the guard word after the end of a buffer has been corrupted.

Cause: Software problem.

Cause: Hardware failure.

Action: Take a dump of this failure, and send it to customer service.

Panic gwnhifdrv

Short Syntax: GW: no heap mem for i_fdrv

Description: No heap memory available for buffer cache data block.

Cause: Shortage of heap memory.

Action: Reduce routing table sizes. Increase size of data memory.

Action: Take a dump of this failure, and send it to customer service.

Panic gwnbifdrv

Short Syntax: GW: no buff mem for i_fdrv

Description: No buffer memory available for buffer cache data block.

Cause: Shortage of buffer memory.

Action: Upgrade size of buffer memory.

Action: Choose smaller buffer size on those devices (Token-Ring, Serial Line) where that is configurable.

Action: Take a dump of this failure, and send it to customer service.

Fatal gwtfb

Short Syntax: GW: too little buffer memory

Description: The buffer allocation code simply cannot allocate enough input buffers to each network while still leaving a reasonable number of free buffers for the routing protocols. (These constraints are given by ELS message GW.059.)

Cause: Too many devices, or too large a buffer size, for the available amount of buffer memory.

Action: De-configure (or remove) some devices. Upgrade size of buffer memory. Choose smaller buffer size on those devices (Token-Ring, Serial Line) where that is configureable.

Internet Control Message Protocol (ICMP)

This chapter describes Internet Control Message Protocol (ICMP) messages. For information on message content and how to use the message, refer to the Introduction.

ICMP.001

Level: UE-ERROR

Short Syntax: ICMP.001 bd cks 0x *received_checksum* (exp 0x *good_checksum*)
source_IP_address -> *destination_IP_address*

Long Syntax: ICMP.001 bad ICMP checksum 0x *received_checksum* received (expected 0x *good_checksum*) in packet from *source_IP_address* to *destination_IP_address*

Description: A bad ICMP checksum was detected in an incoming ICMP message. The received checksum is displayed, together with the value that the checksum should have had. The received packet is discarded.

Cause: This is probably caused by an error in the source host.

Action: Contact the manufacturer of the source host and report the problem.

ICMP.002

Level: C-INFO

Short Syntax: ICMP.002 ech *source_IP_address* -> *destination_IP_address*

Long Syntax: ICMP.002 echo request packet received from *source_IP_address* to *destination_IP_address*

Description: An ICMP Echo Request was received from the source host by the router.

ICMP.003

Level: U-INFO

Short Syntax: ICMP.003 ech rp *source_IP_address* -> *destination_IP_address*

Long Syntax: ICMP.003 echo reply packet received from *source_IP_address* to *destination_IP_address*

Description: An ICMP Echo Reply was received from the source host by the router. This is a slightly suspicious event, since the router does not normally send ICMP Echo Requests.

ICMP.004

Level: CI-ERROR

Short Syntax: ICMP.004 unhnd typ *ICMP_type* *ICMP_code* *source_IP_address* -> *destination_IP_address*

Long Syntax: ICMP.004 unhandled message type *ICMP_type* *ICMP_code* from *source_IP_address* to *destination_IP_address*

Description: An ICMP message came in with a type that the router software does not handle.

ICMP.005**Level:** U-TRACE**Short Syntax:** ICMP.005 unhnd brd typ *ICMP_type ICMP_code source_IP_address -> destination_IP_address***Long Syntax:** ICMP.005 unhandled broadcast message type *ICMP_type ICMP_code* from *source_IP_address* to *destination_IP_address***Description:** A broadcast ICMP message came in with a type that the router software does not handle.

ICMP.006**Level:** UE-ERROR**Short Syntax:** ICMP.006 bd typ *ICMP_type ICMP_code source_IP_address -> destination_IP_address***Long Syntax:** ICMP.006 bad message type *ICMP_type ICMP_code* from *source_IP_address* to *destination_IP_address***Description:** An ICMP message came in with a type that is not legal.

ICMP.007**Level:** C-INFO**Short Syntax:** ICMP.007 addr msk *source_IP_address -> destination_IP_address***Long Syntax:** ICMP.007 address mask request received from *source_IP_address* to *destination_IP_address***Description:** An ICMP Address Mask Request was received from the source host by the router.

ICMP.008**Level:** C-TRACE**Short Syntax:** ICMP.008 addr msk rep *source_IP_address -> destination_IP_address***Long Syntax:** ICMP.008 address mask reply received from *source_IP_address* to *destination_IP_address***Description:** An ICMP Address Mask Reply was received from the source host by the router.

ICMP.009**Level:** UI-ERROR**Short Syntax:** ICMP.009 no pkt or mem**Long Syntax:** ICMP.009 heap memory or packet buffer not available**Description:** Internal resources in the router necessary to reply to the incoming message were unavailable.**Cause:** Temporarily heavy traffic, or not enough memory for configuration.**Action:** If this message occurs persistently and with other messages that indicate the router is out of memory or buffers, the router may not have enough memory to support this configuration. Display the memory statistics in the gateway console to check the status of heap memory and global buffers. Add more memory, or disable unnecessary forwarders, protocols and networks to reduce demand for memory.

ICMP.010**Level:** UE-ERROR**Short Syntax:** ICMP.010 amb addr msk *source_IP_address* -> *destination_IP_address***Long Syntax:** ICMP.010 ambiguous address mask request received from *source_IP_address* to *destination_IP_address***Description:** An incoming address mask request on an interface which contained more than one IP source address contained a destination address which could not be localized to one of the addresses, so no reply could be generated.

ICMP.011**Level:** UI-ERROR**Short Syntax:** ICMP.011 err *code* sndng pkt to nt *network ID***Long Syntax:** ICMP.011 error *code* sending packet to net *network ID***Description:** An outgoing reply packet was dropped as the result of some problem in the router.**Cause:** There are many potential causes of this problem; an overloaded output queue, a down network, etc.**Action:** Consult logging output from the relevant network subsystem for more information.

ICMP.012**Level:** C-INFO**Short Syntax:** ICMP.012 rdr *source_IP_address* -> *destination_IP_address* to *new_next_hop_IP_address***Long Syntax:** ICMP.012 sending redirect for packet from *source_IP_address* to *destination_IP_address* to use router *new_next_hop_IP_address***Description:** The router is sending an ICMP Redirect, advising a source host on a directly connected network that there is a better first hop router for this traffic.

ICMP.013**Level:** U-INFO**Short Syntax:** ICMP.013 bd prm off *problem_offset* *source_IP_address* -> *destination_IP_address***Long Syntax:** ICMP.013 sending parameter problem message problem offset *problem_offset* for packet from *source_IP_address* to *destination_IP_address***Description:** The router is sending an ICMP Parameter Problem message, for an unspecified problem at the given offset.

ICMP.014**Level:** U-TRACE**Short Syntax:** ICMP.014 snd *ICMP_type* *ICMP_code* pkt *source_IP_address* -> *destination_IP_address***Long Syntax:** ICMP.014 sending packet type *ICMP_type* code *ICMP_code* for packet from *source_IP_address* to *destination_IP_address***Description:** The router is sending an ICMP packet of the specified type about a packet from the source host to the destination.

ICMP.015**Level:** UE-ERROR**Short Syntax:** ICMP.015 shrt ICMP hdr *header_length* src *source_ip_address***Long Syntax:** ICMP.015 short ICMP packet *header_length* received in packet from *source_ip_address***Description:** This message is generated when an ICMP packet's indicated header length is below the minimum possible length for an ICMP packet.**Cause:** Most likely, this is a damaged packet. It may be that another node is building an incorrect header.**Action:** If the problem persists, examine a line trace to determine where the packet is being damaged.

ICMP.016**Level:** U-TRACE**Short Syntax:** ICMP.016 *current_next_hop* rdr dest *IP_destination* to *better_next_hop***Long Syntax:** ICMP.016 *current_next_hop* has redirected traffic for *IP_destination* to *better_next_hop***Description:** A redirect has been received, changing the next hop for the given destination. Redirects are only processed when running in host mode.

ICMP.017**Level:** UE-ERROR**Short Syntax:** ICMP.017 Bad rdr from *gateway_address*, rsn: *reason***Long Syntax:** ICMP.017 Redirect received from *gateway_address* was bad for the reason: *reason***Description:** A redirect was received from a router, but rejected for the specified reason.

ICMP.018**Level:** U-TRACE**Short Syntax:** ICMP.018 Router advertisement received from *router_address***Long Syntax:** ICMP.018 Router advertisement received from *router_address***Description:** An ICMP Router Advertisement (Gateway Discovery) message has been received from the specified router.

ICMP.019**Level:** UE-ERROR**Short Syntax:** ICMP.019 Bad router adv from *gateway_address*, rsn: *reason***Long Syntax:** ICMP.019 Router advertisement received from *gateway_address* was bad for the reason: *reason***Description:** An ICMP Router Advertisement (Gateway Discovery) message has been received from the specified router, but was rejected for the specified reason.

ICMP.020

Level: U-INFO

Short Syntax: ICMP.020 rcvd typ *ICMP_type ICMP_code source_IP_address* -> *destination_IP_address*

Long Syntax: ICMP.020 received message type *ICMP_type ICMP_code* from *source_IP_address* to *destination_IP_address*

Description: The router has received an ICMP message of the specified type from the source host.

ICMP.021

Level: C-INFO

Short Syntax: ICMP.021 Dropping ech *source_IP_address* -> *destination_IP_address*

Long Syntax: ICMP.021 Dropping echo request packet received from *source_IP_address* to *destination_IP_address*

Description: An ICMP Echo Request was received from the source host by the router. The router has been configured to drop the request with no response.

IBM LAN Emulation Client Functions (ILEC)

This chapter describes IBM LAN Emulation Client Functions (ILEC) messages. For information on message content and how to use the message, refer to the Introduction.

ILEC.001

Level: C-INFO

Short Syntax: ILEC.001 ILEC function entry/exit tracing

Long Syntax: ILEC.001 ILEC function entry/exit tracing

Description: The user can enable/disable the function entry and exit tracing of the ILEC by simply turning on/off the display of this message.

ILEC.002

Level: C-INFO

Short Syntax: ILEC.002 nt *network entry_exit log_point*

Long Syntax: ILEC.002 network *network: ilec trace log: entry_exit log_point*

Description: ILEC generic function entry/exit

ILEC.003

Level: C-INFO

Short Syntax: ILEC.003 nt *network entry_exit log_point*, D1= *arg1*

Long Syntax: ILEC.003 network *network: ilec trace log: entry_exit log_point*, D1= *arg1*

Description: ILEC generic function entry/exit with one arg

ILEC.004

Level: C-INFO

Short Syntax: ILEC.004 nt *network entry_exit log_point*, D1= *arg1*, D2= *arg2*

Long Syntax: ILEC.004 network *network: ilec trace log: entry_exit log_point*, D1= *arg1*, D2= *arg2*

Description: ILEC generic function entry/exit with two args

ILEC.005

Level: C-INFO

Short Syntax: ILEC.005 nt *network entry_exit log_point*, D1= *arg1*, D2= *arg2*, D3= *arg3*

Long Syntax: ILEC.005 network *network: ilec trace log: entry_exit log_point*, D1= *arg1*, D2= *arg2*, D3= *arg3*

Description: ILEC generic function entry/exit with three args

ILEC.006

Level: C-INFO

Short Syntax: ILEC.006 nt *network trace_type log_point*, conn_handle= *conn_handle*

Long Syntax: ILEC.006 network *network*: ilec trace log: *trace_type log_point*,
conn_handle= *conn_handle*

Description: ILEC generic trace msg with one arg - a conn handle

ILEC.007

Level: UI-ERROR

Short Syntax: ILEC.007 Inbound call rejected, on nt *network ID*, rs= *reason*, hnd= *conn_handle*, d1= *debug1*, d2= *debug2*

Long Syntax: ILEC.007 Inbound call rejected, on network *network ID*, reason = *reason*,
conn handle = *conn_handle*, debug1 = *debug1*, debug2 = *debug2*

Description: Inbound call rejected

ILEC.008

Level: C-INFO

Short Syntax: ILEC.008 reserved

Long Syntax: ILEC.008 reserved

Description: This message is reserved for future use.

ILEC.009

Level: U-INFO

Short Syntax: ILEC.009 reserved

Long Syntax: ILEC.009 reserved

Description: This message is reserved for future use.

ILEC.010

Level: U-INFO

Short Syntax: ILEC.010 reserved

Long Syntax: ILEC.010 reserved

Description: This message is reserved for future use.

ILEC.011

Level: P_TRACE

Short Syntax: ILEC.011 Trace ILEC data packet

Long Syntax: ILEC.011 Trace ILEC data packet

Description: Trace ILEC data packet

ILEC.012**Level:** P_TRACE**Short Syntax:** ILEC.012 Trace ILEC control packet**Long Syntax:** ILEC.012 Trace ILEC control packet**Description:** Trace ILEC control packet

ILEC.013**Level:** C-TRACE**Short Syntax:** ILEC.013 nt *network* Rcvd *ctrl_frame* on conn handle *conn_handle* with xid *xid***Long Syntax:** ILEC.013 network *network* Received *ctrl_frame* control frame on conn handle *conn_handle* with tran id of *xid***Description:** The ILEC received a control frame from the ATM network

ILEC.014**Level:** C-TRACE**Short Syntax:** ILEC.014 nt *network* Sent *ctrl_frame* on conn handle *conn_handle* with xid *xid***Long Syntax:** ILEC.014 network *network* Sent *ctrl_frame* control frame on conn handle *conn_handle* with tran id of *xid***Description:** The ILEC sent a control frame over the ATM network

ILEC.015**Level:** U-INFO**Short Syntax:** ILEC.015 nt *network* *trace_type* *log_point***Long Syntax:** ILEC.015 network *network*: ilec trace log: *trace_type* *log_point***Description:** ilec general information

ILEC.016**Level:** U-INFO**Short Syntax:** ILEC.016 nt *network* *trace_type* *log_point*, D1= *arg1***Long Syntax:** ILEC.016 network *network*: ilec trace log: *trace_type* *log_point*, D1= *arg1***Description:** ilec general information with one args

ILEC.017**Level:** U-INFO**Short Syntax:** ILEC.017 nt *network* *trace_type* *log_point*, D1= *arg1*, D2= *arg2***Long Syntax:** ILEC.017 network *network*: ilec trace log: *trace_type* *log_point*, D1= *arg1*, D2= *arg2***Description:** ilec general information with two args

ILEC.018**Level:** U-INFO**Short Syntax:** ILEC.018 nt *network trace_type log_point*, D1= *arg1*, D2= *arg2*, D3= *arg3***Long Syntax:** ILEC.018 network *network*: ilec trace log: *trace_type log_point*, D1= *arg1*, D2= *arg2*, D3= *arg3***Description:** ilec general information with three args

ILEC.019**Level:** C-INFO**Short Syntax:** ILEC.019 reserved**Long Syntax:** ILEC.019 reserved**Description:** This message is reserved for future use.

ILEC.020**Level:** UE-ERROR**Short Syntax:** ILEC.020 nt *network error_lvl log_point***Long Syntax:** ILEC.020 network *network*: ilec error log: *error_lvl log_point***Description:** ilec generic error

ILEC.021**Level:** UE-ERROR**Short Syntax:** ILEC.021 nt *network error_lvl log_point*, D1= *arg1***Long Syntax:** ILEC.021 network *network*: ilec error log: *error_lvl log_point*, D1= *arg1***Description:** ilec generic error with one arg

ILEC.022**Level:** UE-ERROR**Short Syntax:** ILEC.022 nt *network error_lvl log_point*, D1= *arg1*, D2= *arg2***Long Syntax:** ILEC.022 network *network*: ilec error log: *error_lvl log_point*, D1= *arg1*, D2= *arg2***Description:** ilec generic error with two args

ILEC.023**Level:** UE-ERROR**Short Syntax:** ILEC.023 nt *network error_lvl log_point*, D1= *arg1*, D2= *arg2*, D3= *arg3***Long Syntax:** ILEC.023 network *network*: ilec error log: *error_lvl log_point*, D1= *arg1*, D2= *arg2*, D3= *arg3***Description:** ilec generic error with three args

ILEC.024**Level:** UI-ERROR**Short Syntax:** ILEC.024 open frame SAP failed on nt *n_net*, rc= *retcd***Long Syntax:** ILEC.024 open frame SAP failed on network *n_net*, rc = *retcd***Description:** open frame SAP failed

ILEC.025**Level:** UI-ERROR**Short Syntax:** ILEC.025 open call SAP failed on nt *n_net*, rc= *retcd***Long Syntax:** ILEC.025 open call SAP failed on network *n_net*, rc = *retcd***Description:** open call SAP failed

ILEC.026**Level:** UI-ERROR**Short Syntax:** ILEC.026 open data path failed for outgoing call, on nt *n_net*, rc= *retcd***Long Syntax:** ILEC.026 open data path failed for outgoing call, on network *n_net*, rc = *retcd***Description:** open data path failed for outgoing call

ILEC.027**Level:** UI-ERROR**Short Syntax:** ILEC.027 open data path failed for incoming call, on nt *n_net*, rc= *retcd***Long Syntax:** ILEC.027 open data path failed for incoming call, on network *n_net*, rc = *retcd***Description:** open data path failed for incoming call

ILEC.028**Level:** C-INFO**Short Syntax:** ILEC.028 Function *function_name* called, nt *network ID***Long Syntax:** ILEC.028 Function *function_name* called, on network *network ID***Description:** ATM ILEC function called

ILEC.029**Level:** UI-ERROR**Short Syntax:** ILEC.029 Start failed, on nt *network ID*, rc= *retcd***Long Syntax:** ILEC.029 Start failed, on network *network ID*, rc = *retcd***Description:** Start failed for ILEC object

ILEC.030**Level:** UI-ERROR**Short Syntax:** ILEC.030 create ILEC object failed, on nt *network ID*, rc= *retcd***Long Syntax:** ILEC.030 create ILEC object failed, on network *network ID*, rc = *retcd***Description:** Could not create ILEC object

ILEC.031**Level:** UI-ERROR**Short Syntax:** ILEC.031 usr reg failed, on nt *network ID*, rc= *retcd***Long Syntax:** ILEC.031 user registration failed, on network *network ID*, rc = *retcd***Description:** ILEC could not register

ILEC.032**Level:** UI-ERROR**Short Syntax:** ILEC.032 nt *network ID*, ATM nt *network ID* nt nblid**Long Syntax:** ILEC.032 on network *network ID*, ATM network *network ID* not enabled**Description:** ATM interface not enabled

ILEC.033**Level:** UI-ERROR**Short Syntax:** ILEC.033 ILEC activate failed, on nt *network ID*, rc= *retcd***Long Syntax:** ILEC.033 ILEC activate failed, on network *network ID*, rc = *retcd***Description:** ILEC activate failed

ILEC.034**Level:** UI-ERROR**Short Syntax:** ILEC.034 ILEC activate complete, on nt *network ID*, rc= *retcd***Long Syntax:** ILEC.034 ILEC activate complete, on network *network ID*, rc = *retcd***Description:** ILEC activate failed.

ILEC.035**Level:** UI-ERROR**Short Syntax:** ILEC.035 Outbound frame freed, on nt *network ID***Long Syntax:** ILEC.035 Outbound frame freed, on network *network ID***Description:** Outbound frame freed

ILEC.036**Level:** UI-ERROR**Short Syntax:** ILEC.036 Outbound frame queued, on nt *network ID***Long Syntax:** ILEC.036 Outbound frame queued, on network *network ID***Description:** Outbound frame queued

ILEC.037**Level:** UI-ERROR**Short Syntax:** ILEC.037 Transmit failed, on nt *network ID*, rc= *retcd***Long Syntax:** ILEC.037 Transmit failed, on network *network ID*, rc = *retcd***Description:** Transmit failed

ILEC.038**Level:** UI-ERROR**Short Syntax:** ILEC.038 Outbound frame discarded, on nt *network ID*, rsn= *reason*, state= *state*, hndl= *conn_handle***Long Syntax:** ILEC.038 Outbound frame discarded, on network *network ID*, reason = *reason*, DSM state = *state*, conn handle = *conn_handle***Description:** Outbound frame discarded

ILEC.039**Level:** UI-ERROR**Short Syntax:** ILEC.039 ILEC inbnd fr dscrd, size *size*, on nt *network ID***Long Syntax:** ILEC.039 ILEC inbound frame discarded, size *size*, on network *network ID***Description:** ILEC inbound data frame was discarded - frame too small

ILEC.040**Level:** UI-ERROR**Short Syntax:** ILEC.040 ILEC inbnd fr dscrd, mcast addr, on nt *network ID***Long Syntax:** ILEC.040 ILEC inbnd fr dscrd, mcast address, on network *network ID***Description:** ILEC inbound data frame was discarded - multicast data rcvd on data direct

ILEC.041**Level:** UI-ERROR**Short Syntax:** ILEC.041 ILEC inbnd fr dscrd, bad mac, on nt *network ID***Long Syntax:** ILEC.041 ILEC inbnd fr dscrd, bad mac address, on network *network ID***Description:** ILEC inbound data frame was discarded - wrong MAC address

ILEC.042**Level:** UI-ERROR**Short Syntax:** ILEC.042 SRAM nt fnd on dsbl, on nt *network ID***Long Syntax:** ILEC.042 SRAM not found after disable, on network *network ID***Description:** Couldn't find the matching SRAM block after user disabled the ILEC interface.

ILEC.043**Level:** UI-ERROR**Short Syntax:** ILEC.043 cancel alarm, on nt *net_no* rc = *rcode*, num *num***Long Syntax:** ILEC.043 Bad return from cancel alarm, on network *net_no*, rc = *rcode*, num = *num***Description:** Stopped timer and got bad return code.

ILEC.044**Level:** UI-ERROR**Short Syntax:** ILEC.044 Outbnd frm dscrd, on nt *net_no*,frm sz (*frame_size*) xcds cnfgd frm sz (*config_frame_size*)**Long Syntax:** ILEC.044 Outbound frame discarded, on network *net_no*, frame size (*frame_size*) exceeds configured frame size (*config_frame_size*)**Description:** An outbound frame was discarded, because the frame's size was larger than the configured frame size.

ILEC.045**Level:** UI-ERROR**Short Syntax:** ILEC.045 Inbnd frm dscrd, on nt *net_no*,frm sz (*frame_size*) xcds cnfgd frm sz (*config_frame_size*)**Long Syntax:** ILEC.045 Inbound frame discarded, on network *net_no*, frame size (*frame_size*) exceeds configured frame size (*config_frame_size*)**Description:** An inbound frame was discarded, because the frame's size was larger than the configured frame size.

ILEC.046**Level:** UE-ERROR**Short Syntax:** ILEC.046 ILEC inbnd fr dscrd, bad FC, on nt *network ID*, *word1 word2 word3 word4 word5***Long Syntax:** ILEC.046 ILEC inbnd fr dscrd, bad FC, on network *network ID*, *word1 word2 word3 word4x word5***Description:** ILEC inbound data frame was discarded - bad FC byte

ILEC.047**Level:** UI-ERROR**Short Syntax:** ILEC.047 nt *network ID*:ILEC inbnd fr dscrd, bad frame type (*frame_type*)**Long Syntax:** ILEC.047 nt *network ID*:ILEC inbnd fr dscrd, bad frame type (*frame_type*)**Description:** ILEC inbound data frame was discarded - wrong frame type

ILEC.048**Level:** UI-ERROR**Short Syntax:** ILEC.048 nt *network ID*:ILEC inbnd fr dscrd, bad frame type (*frame_type*)**Long Syntax:** ILEC.048 nt *network ID*:ILEC inbnd fr dscrd, bad frame type (*frame_type*)**Description:** ILEC inbound data frame was discarded - wrong frame type

ILEC.049**Level:** UI-ERROR**Short Syntax:** ILEC.049 nt *network ID*:ILEC Inbnd frm dscrd, dst = *dest_addr* src = *src_addr*, rsn = *reason***Long Syntax:** ILEC.049 nt *network ID*:ILEC Inbound frame discarded, dest = *dest_addr* source = *src_addr*, reason = *reason***Description:** Inbound frame discarded

ATM Interim Local Management Interface (ILMI)

This chapter describes ATM Interim Local Management Interface (ILMI) messages. For information on message content and how to use the message, refer to the Introduction.

ILMI.001

Level: C-INFO

Short Syntax: ILMI.001 nt *net_num* state chng *state*

Long Syntax: ILMI.001 Network *net_num* state changed to: *state*

Description: ILMI state changed.

ILMI.002

Level: C-INFO

Short Syntax: ILMI.002 nt *net_num* ntrd func *function_name*

Long Syntax: ILMI.002 Network *net_num*, entered function *function_name*

Description: ILMI function entered, no trace arguments.

ILMI.003

Level: C-INFO

Short Syntax: ILMI.003 nt *net_num* ntrd func *function_name*, state= *state*

Long Syntax: ILMI.003 Network *net_num*, entered, function *function_name*, state = *state*

Description: ILMI function entered, with ILMI state as an argument.

ILMI.004

Level: C-INFO

Short Syntax: ILMI.004 nt *net_num* ntrd func *function_name* *value*

Long Syntax: ILMI.004 Network *net_num*, entered function *function_name* *value*

Description: ILMI function entered, with value x as an argument.

ILMI.005

Level: C-INFO

Short Syntax: ILMI.005 nt *net_num* ntrd func *function_name*, *val1*, *val2*

Long Syntax: ILMI.005 Network *net_num*, entered function *function_name*, *val1*, *val2*

Description: ILMI function entered, with values x and y as arguments.

ILMI.006

Level: P_TRACE

Short Syntax: ILMI.006 Trace ATM ILMI frame.

Long Syntax: ILMI.006 Trace ATM ILMI frame.

Description: ATM ILMI frame packet tracing.

ILMI.007**Level:** C-INFO**Short Syntax:** ILMI.007 nt *net_num* ntrd func *function_name*,state= *state*,hdl= *info***Long Syntax:** ILMI.007 Network *net_num*, entered function *function_name*, state = *state*, handle = *info***Description:** ILMI function entered, with ILMI state and address handle as arguments.

ILMI.008**Level:** C-INFO**Short Syntax:** ILMI.008 nt *net_num* recv *cmd_type***Long Syntax:** ILMI.008 Network *net_num*, received a *cmd_type***Description:** ILMI data received with command type.

ILMI.009**Level:** UE-ERROR**Short Syntax:** ILMI.009 nt *net_num* *els_msg*, state= *state***Long Syntax:** ILMI.009 Network *net_num*, *els_msg*, state= *state***Description:** ILMI log point of external error with ILMI state.

ILMI.010**Level:** UI-ERROR**Short Syntax:** ILMI.010 nt *net_num* *els_msg*, state= *state***Long Syntax:** ILMI.010 Network *net_num*, *els_msg*, state= *state***Description:** ILMI log point of internal error with ILMI state.

ILMI.011**Level:** C-INFO**Short Syntax:** ILMI.011 nt *net_num* *els_msg*, state= *state***Long Syntax:** ILMI.011 Network *net_num*, *els_msg*, state= *state***Description:** ILMI log point of information with ILMI state.

ILMI.012**Level:** UE-ERROR**Short Syntax:** ILMI.012 nt *net_num* *els_msg*, *info***Long Syntax:** ILMI.012 Network *net_num*, *els_msg* *info***Description:** ILMI log point of external error with more data.

ILMI.013**Level:** UE-ERROR**Short Syntax:** ILMI.013 nt *net_num* *els_msg***Long Syntax:** ILMI.013 Network *net_num*, *els_msg***Description:** ILMI log point of external error with no data.

ILMI.014**Level:** UI-ERROR**Short Syntax:** ILMI.014 nt *net_num els_msg***Long Syntax:** ILMI.014 Network *net_num, els_msg***Description:** ILMI log point of internal error with no data.

ILMI.015**Level:** C-INFO**Short Syntax:** ILMI.015 nt *net_num ntrd func function_name state, state= info***Long Syntax:** ILMI.015 Network *net_num, entered function function_name state, state = info***Description:** ILMI function entered, with value y and ILMI state as arguments.

ILMI.016**Level:** C-INFO**Short Syntax:** ILMI.016 nt *net_num els_msg value***Long Syntax:** ILMI.016 Network *net_num, els_msg value***Description:** ILMI log point of information with value.

ILMI.017**Level:** C-INFO**Short Syntax:** ILMI.017 nt *net_num els_msg***Long Syntax:** ILMI.017 Network *net_num, els_msg***Description:** ILMI log point of information with no data.

ILMI.018**Level:** UI-ERROR**Short Syntax:** ILMI.018 nt *net_num els_msg, value***Long Syntax:** ILMI.018 Network *net_num, els_msg value***Description:** ILMI log point of internal error with more data.

ILMI.019**Level:** C-INFO**Short Syntax:** ILMI.019 nt *net_num els_msg, val1, val2***Long Syntax:** ILMI.019 Network *net_num, els_msg, val1, val2***Description:** ILMI log point of information with two values.

ILMI.020**Level:** C-INFO**Short Syntax:** ILMI.020 nt *net_num snt cmd_type***Long Syntax:** ILMI.020 Network *net_num, sent a cmd_type***Description:** ILMI data sent with command type.

ILMI.021

Level: C-INFO

Short Syntax: ILMI.021 nt *net_num* net pref= *addr1 addr2 addr3 addr4*

Long Syntax: ILMI.021 Network *net_num*, network prefix= *addr1 addr2 addr3 addr4*

Description: ILMI received the network prefix from the switch.

ILMI.022

Level: C-INFO

Short Syntax: ILMI.022 nt *net_num* ntrd func *function_name*, *version*

Long Syntax: ILMI.022 Network *net_num*, entered, function *function_name*, UNI version = *version*

Description: ILMI returned UNI version

ILMI.023

Level: C-INFO

Short Syntax: ILMI.023 Reg ESI, nt *net_num*, func *function_name*, addr= *addr1 addr2*,sel= *sel*

Long Syntax: ILMI.023 Registering ESI on network *net_num*, function *function_name*, ESI= *addr1 addr2*, Selector = *sel*

Description: ILMI registering ESI with Selector

Internet Protocol (IP)

This chapter describes Internet Protocol (IP) messages. For information on message content and how to use the message, refer to the Introduction.

IP.001

Level: U-INFO

Short Syntax: IP.001 q ovrf *source_ip_address* -> *destination_ip_address* nt *network ID*

Long Syntax: IP.001 Queue overflow on packet from *source_ip_address* for *destination_ip_address* from net *network ID*

Description: This message is generated when the forwarder must discard a packet that was not forwarded via the IP cache because of an input queue overflow. Note that this event does not get counted in ELS, it is instead counted in the IP console. The counters (kept per input network) can be read using the IP>COUNTERS command.

Cause: Input queue overflows happen when a packet is received from an interface that is short on buffers, the destination is not in the IP cache, and the length of the IP queue is greater than the fair share. This may be caused by either a burst or steady state of traffic arriving faster than the IP forwarder can forward it.

Action: Reduce traffic bursts. Upgrade to a faster router.

Cause: Excessive IP routing cache misses, causing most IP packets to go through the cache miss forwarder.

Action: Increase the size of the IP cache.

IP.002

Level: UE-ERROR

Short Syntax: IP.002 not V4 hdr *version_number* nt *network ID*

Long Syntax: IP.002 Not version 4 header (*version_number*) in packet from net *network ID*

Description: This message is generated when a packet has an incorrect version number.

Cause: Most likely, this packet was damaged since there should be no other versions of IP running.

Action: If the problem persists, examine a line trace to determine where the packet is being damaged.

IP.003

Level: UE-ERROR

Short Syntax: IP.003 shrt hdr *header_length* pkt ln *packet_length* nt *network ID*

Long Syntax: IP.003 Header too short (*header_length* bytes) in *packet_length* byte packet from net *network ID*

Description: This message is generated when a packet's indicated header length is below the minimum possible length.

Cause: Most likely, this is a damaged packet. It may be that another node is building an incorrect header.

Action: If the problem persists, examine a line trace to determine where the packet is being damaged.

IP.004**Level:** UE-ERROR**Short Syntax:** IP.004 bd hdr cks 0x *checksum* (exp 0x *expected_checksum*)
source_ip_address -> *destination_ip_address***Long Syntax:** IP.004 Bad header checksum 0x *checksum* (expected 0x
expected_checksum) in packet from *source_ip_address* for *destination_ip_address***Description:** This message is generated when a packet has an invalid checksum. The received checksum, together with the correct checksum, are displayed.**Cause:** Most likely, this is a damaged packet. It may be that another node is building an incorrect header.**Action:** If the problem persists, examine a line trace to determine where the packet is being damaged.

IP.005**Level:** UE-ERROR**Short Syntax:** IP.005 pkt trunc *specified_length* pkt ln *true_length* *source_ip_address* ->
*destination_ip_address***Long Syntax:** IP.005 Packet truncated from *specified_length* to *true_length* bytes from
source_ip_address for *destination_ip_address***Description:** This message is generated when the packet length specified in the header is greater than the packet buffer length.**Cause:** Packet corruption in transit.**Action:** If problem persists, check networks and routers.**Cause:** Programming error in remote node.

IP.006**Level:** CI-ERROR**Short Syntax:** IP.006 pkt *source_ip_address* -> *destination_ip_address* dsc rsn
reason_code, nt *Network ID***Long Syntax:** IP.006 Packet from *source_ip_address* for *destination_ip_address* discarded
for reason *reason_code*, network *Network ID***Description:** An attempt was made to send the packet on the specified network, but it was not accepted for transmission on that network. The *reason_code* indicates why the packet was not accepted. If the reason was flow-control, an ICMP source quench will be sent to the sender, otherwise an ICMP destination unreachable will be sent.**Cause:** Miscellaneous handler error. (Reason code 1.)**Action:** Check for error messages from handler for *network_name*.**Cause:** Output queue overflow, or other flow control. (Reason code 2.)**Action:** Alleviate congestion.**Cause:** Network down. (Reason code 3.)**Action:** See why handler thinks network is down.**Cause:** Dropped by handler to avoid looping, or bad broadcast. (Reason code 4.)**Action:** Check configuration.**Cause:** Host down. (Reason code 5.)**Action:** See why handler thinks host is down.

IP.007**Level:** P-TRACE**Short Syntax:** IP.007 *source_ip_address -> destination_ip_address***Long Syntax:** IP.007 Accepting packet from *source_ip_address* for *destination_ip_address***Description:** This message is generated for each packet which has passed first-level reasonableness checks.

IP.008**Level:** U-INFO**Short Syntax:** IP.008 no rte *source_ip_address -> destination_ip_address* dsc**Long Syntax:** IP.008 No route for packet from *source_ip_address* for *destination_ip_address*; packet discarded**Description:** This message is generated when a packet is discarded because there is no route to the destination.

IP.009**Level:** CE-ERROR**Short Syntax:** IP.009 TTL zero *source_ip_address -> destination_ip_address***Long Syntax:** IP.009 Time-to-live expired on packet from *source_ip_address* for *destination_ip_address***Description:** This message is generated when a packet is discarded because the time-to-live expired.**Cause:** The packet has been through more routers than the initial value placed in the time-to-live field of the IP header by the originator. Many older systems use values of 15 or 30, which are not standard-conformant, and are often too small for current networks.**Action:** Increase initial time-to-live value.**Cause:** The packet was in a routing loop, going through a sequence of routers over and over until the time-to-live expired.**Action:** Check the routing from the source of the packet to the destination, and see that there are no loops. However, temporary loops are an inevitable result of the timing out of routes in some routing protocols.

IP.011**Level:** C-INFO**Level:** PARAM**Short Syntax:** IP.011 unsp mcst *source_ip_address -> destination_ip_address***Long Syntax:** IP.011 Unsupported multicast from *source_ip_address* for *destination_ip_address***Description:** This message is generated when an unsupported multicast packet is received.

IP.012

Level: UE-ERROR

Level: PARAM

Short Syntax: IP.012 bd nt cl *source_ip_address* -> *destination_ip_address*

Long Syntax: IP.012 Bad network class from *source_ip_address* for *destination_ip_address*

Description: This message is generated when a packet is destined for a network which is not class A, B, C or D.

Cause: The indicated source node has sent a packet which the router cannot forward because the network class is unsupported.

IP.013

Level: C-INFO

Level: PARAM

Short Syntax: IP.013 unsp bcst *source_ip_address* -> *destination_ip_address*

Long Syntax: IP.013 Unsupported broadcast from *source_ip_address* for *destination_ip_address*

Description: This message is generated when an unsupported broadcast packet is received.

IP.015

Level: UE-ERROR

Level: PARAM

Short Syntax: IP.015 bad subnet *source_ip_address* -> *destination_ip_address*

Long Syntax: IP.015 Bad subnet in packet from *source_ip_address* for *destination_ip_address*

Description: This message is generated when a packet cannot be routed because of an invalid subnet specification.

IP.017

Level: UI-ERROR

Level: PARAM

Short Syntax: IP.017 nt *network_address* add fail, tbl ovfl

Long Syntax: IP.017 Add failed for net *network_address*; routing table overflow

Description: This message is generated when a network cannot be added to the routing table because the table is full.

Cause: The IP routing table contains the maximum number of entries.

Action: System administrator reduce table size by subnetworking.

IP.018**Level:** UI-ERROR**Level:** PARAM**Short Syntax:** IP.018 nt *network_address* add fail, bd nt**Long Syntax:** IP.018 Add failed for net *network_address*; bad network number**Description:** This message is generated when a network cannot be added to the routing table because of a bad network number.**Cause:** This software considers the net above to be invalid.**Action:** If the net is valid, contact customer service.

IP.019**Level:** U-INFO**Short Syntax:** IP.019 re-add stat rt to *network***Long Syntax:** IP.019 Re-adding static route to net *network***Description:** This message is generated when a static route to a network is brought back into use.

IP.020**Level:** UI-ERROR**Level:** PARAM**Short Syntax:** IP.020 int for *network* add fail, dup addr**Long Syntax:** IP.020 Add of interface for net *network* failed; duplicate address**Description:** This message is generated when a network cannot be added to the routing table because the access was denied.**Cause:** There are multiple interface addresses configured which access the same network. The software only allows one.**Action:** Reconfigure such that interface addresses and masks define unique networks.

IP.022**Level:** U-INFO**Short Syntax:** IP.022 add nt *net_ip_address* int *int_ip_address* nt *network ID***Long Syntax:** IP.022 Added network *net_ip_address* to interface *int_ip_address* on net *network ID***Description:** This message is generated when a new directly-connected network is added to the routing table.

IP.024**Level:** CE-ERROR**Short Syntax:** IP.024 ign stat rt to *network*, mask *mask***Long Syntax:** IP.024 Ignoring bad static route/filter to *network*, mask *mask***Description:** This message is generated when a bad static route or IP filter is encountered.

IP.025**Level:** U-INFO**Short Syntax:** IP.025 add nt *network* rt via *network* nt *network ID***Long Syntax:** IP.025 Added network *network* with route via *network* on net *network ID***Description:** This message is generated when a new indirectly-connected network is added to the routing table.

IP.028**Level:** ALWAYS**Short Syntax:** IP.028 unnum stat rt on non-SL, *network* thru *network***Long Syntax:** IP.028 Unnumbered static route on non-serial line, *network* thru *network***Description:** A static route has been configured with next hop of 0.0.0.x, yet x is not the interface number of an unnumbered serial line. The static route is ignored.

IP.031**Level:** ALWAYS**Short Syntax:** IP.031 Unnum addr rej, nt *network ID***Long Syntax:** IP.031 Unnumbered address rejected, net *network ID***Description:** An attempt has been made to configure an interface as unnumbered, yet either the interface is not a serial line or the interface already has been assigned an IP address. The unnumbered configuration request is ignored.

IP.032**Level:** CI-ERROR**Short Syntax:** IP.032 fq ovf *source_ip_address* -> *destination_ip_address* nt *network ID***Long Syntax:** IP.032 Fragment queue overflow from *source_ip_address* for *destination_ip_address* on net *network ID***Description:** This message is generated when an incoming fragment is discarded because the fragment queue overflowed.

IP.033**Level:** CE-ERROR**Short Syntax:** IP.033 cant frg *source_ip_address* -> *destination_ip_address* nt *network ID***Long Syntax:** IP.033 Cannot fragment packet from *source_ip_address* for *destination_ip_address* net *network ID***Description:** This message is generated when an outgoing packet needs to be fragmented but has the "don't fragment" bit set.

IP.034**Level:** CE-ERROR**Short Syntax:** IP.034 bd frg *source_ip_address* -> *destination_ip_address* foff *offset***Long Syntax:** IP.034 Bad fragment from *source_ip_address* for *destination_ip_address* with fragment offset *offset***Description:** This message is generated when an outgoing packet has an invalid length of fragment offset.

IP.035**Level:** CI-ERROR**Short Syntax:** IP.035 cant alloc for frg nt *network ID***Long Syntax:** IP.035 Cannot allocate buffer for fragment for net *network ID***Description:** This message is generated when no buffer is available to fragment a packet.

IP.036**Level:** P-TRACE**Short Syntax:** IP.036 rcv pkt prt *protocol* frm *source_ip_address***Long Syntax:** IP.036 Received packet for protocol *protocol* from *source_ip_address***Description:** This message is generated for each packet destined for the router.

IP.037**Level:** C-TRACE**Short Syntax:** IP.037 brd pkt *source_ip_address* -> *destination_ip_address* prot *protocol* no svr**Long Syntax:** IP.037 Broadcast packet from *source_ip_address*, for *destination_ip_address*, protocol *protocol*; no server**Description:** This message is generated when a broadcast packet arrives for an unknown protocol.

IP.038**Level:** U-INFO**Short Syntax:** IP.038 pkt *source_ip_address* -> *destination_ip_address* prt *protocol* no svr**Long Syntax:** IP.038 Packet from *source_ip_address*, for *destination_ip_address*, protocol *protocol*; no server**Description:** This message is generated when a packet arrives for an unknown protocol. The packet was destined for the router.

IP.039**Level:** C-INFO**Short Syntax:** IP.039 GGP echo frm *source_ip_address* -> *destination_ip_address***Long Syntax:** IP.039 GGP echo from *source_ip_address* for *destination_ip_address***Description:** This message is generated for each GGP echo packet.

IP.040**Level:** U-INFO**Short Syntax:** IP.040 GGP unhnd opc *opcode*, *source_ip_address* -> *destination_ip_address***Long Syntax:** IP.040 GGP unhandled opcode *opcode* from *source_ip_address* for *destination_ip_address***Description:** This message is generated when GGP packet arrives with an unhandled opcode.

IP.041**Level:** UE-ERROR**Short Syntax:** IP.041 GGP bd opc *opcode source_ip_address -> destination_ip_address***Long Syntax:** IP.041 GGP bad opcode *opcode* from *source_ip_address* for *destination_ip_address***Description:** This message is generated when GGP packet arrives with an invalid opcode.

IP.042**Level:** CE-ERROR**Short Syntax:** IP.042 illgl ARP sbnt req *source_ip_address -> destination_ip_address***Long Syntax:** IP.042 Illegal ARP subnet request in packet from *source_ip_address* for *destination_ip_address***Description:** This message is generated when an ARP subnet request is not honored due to illegal source or destination IP addresses in the ARP packet.**Cause:** No route to requested subnet.**Action:** Determine why subnet is not reachable.**Cause:** Request is for different IP network than source address.**Action:** ARP subnet routing is only for subnets of the host's network. Correct routing code in host.**Cause:** IP network is not subnetted.**Action:** ARP subnet routing is only supported on subnets.

IP.043**Level:** P-TRACE**Short Syntax:** IP.043 rcvd ARP sbnt rqst *source_ip_address -> destination_ip_address***Long Syntax:** IP.043 Received ARP subnet route request from *source_ip_address* for *destination_ip_address***Description:** This message is generated when an ARP subnet request is received.

IP.044**Level:** C-TRACE**Short Syntax:** IP.044 ARP sbnt rqst ign *source_ip_address -> destination_ip_address***Long Syntax:** IP.044 ARP subnet request ignored from *source_ip_address* for *destination_ip_address***Description:** This message is generated when an ARP subnet request is not answered because the route to the target subnet is via another router on the same physical network as the originator.**Cause:** ARP subnet routing code will only respond when this router is the best route to the target subnet.**Action:** The best router should respond to the ARP subnet request.

IP.045**Level:** C-INFO**Short Syntax:** IP.045 snt ARP rte *source_ip_address* -> *destination_ip_address***Long Syntax:** IP.045 Sent ARP route from *source_ip_address* for *destination_ip_address***Description:** This message is generated when an ARP subnet request is answered.

IP.046**Level:** C-INFO**Short Syntax:** IP.046 unkn opt *option* frm *source_ip_address***Long Syntax:** IP.046 Unknown option *option* from *source_ip_address***Description:** This message is generated when an unknown option is specified in the IP header of a packet.

IP.047**Level:** UE-ERROR**Short Syntax:** IP.047 opt *option* bd fmt frm *source_ip_address***Long Syntax:** IP.047 Bad format for option *option* from *source_ip_address***Description:** This message is generated when an option is incorrectly formatted in the IP header.

IP.048**Level:** UE-ERROR**Short Syntax:** IP.048 strict src rt bd nxt hop *source_ip_address* -> *destination_ip_address***Long Syntax:** IP.048 Bad next hop in strict source route from *source_ip_address* for *destination_ip_address***Description:** This message is generated when the next hop specified in the strict source route is invalid.

IP.049**Level:** UE-ERROR**Short Syntax:** IP.049 bd tmstmp fmt *timestamp* frm *source_ip_address***Long Syntax:** IP.049 Bad timestamp format *timestamp* from *source_ip_address***Description:** This message is generated when the format of the timestamp option is invalid.

IP.050**Level:** CE-ERROR**Short Syntax:** IP.050 tmstmp ovrf, *source_ip_address* -> *destination_ip_address***Long Syntax:** IP.050 Timestamp list overflow in packet from *source_ip_address* for *destination_ip_address***Description:** This message is generated when the timestamp list is full and the new timestamp cannot be added.

IP.051**Level:** UI-ERROR**Short Syntax:** IP.051 rs ovfl, port *port_number* frm *source_ip_address***Long Syntax:** IP.051 Too many re-assembly buffers active; port *port_number* from *source_ip_address***Description:** This message is generated when a new packet needs re-assembly but the maximum number of re-assembly buffers has already been assigned.**Cause:** The software is attempting to reassemble more fragmented datagrams than it can handle simultaneously. This is acceptable on occasion.**Action:** If this occurs frequently, attempt to reduce fragmentation by changing MSS at the source, or contact customer service.

IP.052**Level:** UI-ERROR**Level:** OOM**Short Syntax:** IP.052 no stor for rs, port *port_number* frm *source_ip_address***Long Syntax:** IP.052 Insufficient storage for packet re-assembly; port *port_number* from *source_ip_address***Description:** This message is generated when a new packet needs re-assembly but there is not enough storage to allocate a re-assembly buffer.**Cause:** Not enough memory to support this configuration and traffic.**Action:** Check memory statistics in GWCON to verify packet buffer level. Upgrade for more memory, or disable unnecessary forwarders/protocols or get more memory.

IP.053**Level:** UE-ERROR**Short Syntax:** IP.053 reas pkt too big (*packet_size* byt), port *port_number* frm *source_ip_address***Long Syntax:** IP.053 Re-assembled packet too large (*packet_size* bytes); port *port_number* from *source_ip_address***Description:** This message is generated when a new packet needs re-assembly but it is larger than the maximum size re-assembly buffer. The *packet_size* is how large the packet would be after adding this fragment, which may not be the last.

IP.054**Level:** U-INFO**Short Syntax:** IP.054 rs TTL exp, port *port_number* frm *source_ip_address***Long Syntax:** IP.054 Re-assembly TTL expired; port *port_number* from *source_ip_address***Description:** This message is generated when a packet being re-assembled has its time-to-live expire.

IP.055**Level:** P-TRACE**Short Syntax:** IP.055 rs free, port *port_number* frm *source_ip_address***Long Syntax:** IP.055 Re-assembly buffer free; port *port_number* from *source_ip_address***Description:** This message is generated when a re-assembly buffer is de-allocated.

IP.056**Level:** U-INFO**Short Syntax:** IP.056 add dflt nt gw *ip_address* nt *network ID***Long Syntax:** IP.056 Added default gateway *ip_address* net *network ID***Description:** This message is generated when an interface using a default gateway comes up.

IP.057**Level:** U-INFO**Short Syntax:** IP.057 del dflt nt gw *ip_address***Long Syntax:** IP.057 Deleted default gateway *ip_address***Description:** This message is generated when a default gateway is deleted.

IP.058**Level:** U-INFO**Short Syntax:** IP.058 del nt *network* rt via *gateway* nt *network ID***Long Syntax:** IP.058 Deleted net *network* route via *gateway* net *network ID***Description:** This message is generated when a network goes down.

IP.059**Level:** U-INFO**Short Syntax:** IP.059 sbnt *network* dfnd**Long Syntax:** IP.059 Subnet *network* defined**Description:** This message is generated when a new subnetted network is defined.

IP.060**Level:** U-INFO**Short Syntax:** IP.060 del sbntd nt *network***Long Syntax:** IP.060 Deleting subnetted network *network***Description:** This message is generated when a subnetted network is deleted. This happens when there are no longer any interfaces to that network.

IP.061**Level:** C-TRACE**Short Syntax:** IP.061 add lcl pkt to ip op q**Long Syntax:** IP.061 Added locally generated packet to IP output queue**Description:** This message is generated whenever a locally generated packet is put on the IP output queue.

IP.062**Level:** C-TRACE**Short Syntax:** IP.062 rcvd ip frg frm *source_ip_address***Long Syntax:** IP.062 Received IP fragment from *source_ip_address***Description:** This message is generated when an IP fragment, requiring re-assembly is received.

IP.063**Level:** C-TRACE**Short Syntax:** IP.063 rasmd pkt frm *source_ip_address***Long Syntax:** IP.063 Successfully re-assembled packet from *source_ip_address***Description:** This message is generated when an IP packet has been successfully re-assembled.

IP.064**Level:** C-TRACE**Short Syntax:** IP.064 frg pkt *source_ip_address* -> *destination_ip_address***Long Syntax:** IP.064 Packet from *source_ip_address* for *destination_ip_address* requires fragmentation**Description:** This message is generated when an IP packet needs to be fragmented for transmission.

IP.065**Level:** C-TRACE**Short Syntax:** IP.065 add frg to op frg q *source_ip_address* -> *destination_ip_address***Long Syntax:** IP.065 Added fragment to output fragment queue from *source_ip_address* for *destination_ip_address***Description:** This message is generated when an IP packet fragment is put on the output fragment queue.

IP.066**Level:** P-TRACE**Short Syntax:** IP.066 dsc pkt *source_ip_address* -> *destination_ip_address* nt *Network ID* no IP on int**Long Syntax:** IP.066 Discarded packet from *source_ip_address* for *destination_ip_address* net *Network ID*, no IP on interface**Description:** This message is generated by the stub IP forwarder for each packet which is received on an interface for which IP is not enabled.

IP.067**Level:** UE-ERROR**Short Syntax:** IP.067 RIPv1 subnet mismatch *interface_ip_address/ interface_ip_mask* vs *interface_ip_address/ interface_ip_mask***Long Syntax:** IP.067 RIP version 1 subnets with different masks for interface *interface_ip_address/ interface_ip_mask* and *interface_ip_address/ interface_ip_mask***Description:** The router is configured with variable length subnet masks on the same network. RIP version 1 will not advertise these subnets with this configuration.

IP.068**Level:** U-INFO**Short Syntax:** IP.068 routing cache cleared**Long Syntax:** IP.068 routing cache cleared**Description:** The IP routing cache has been cleared, probably as the result of a routing table change.

IP.069**Level:** U-INFO**Short Syntax:** IP.069 routing cache garbage collecting...**Long Syntax:** IP.069 routing cache garbage collecting...**Description:** The IP routing cache is collecting nonsense data. This takes several passes, and is only done when the cache starts overflowing.

IP.070**Level:** U-INFO**Short Syntax:** IP.070 cache entry *ip_destination* cleared**Long Syntax:** IP.070 routing cache entry for destination *ip_destination* cleared**Description:** The IP routing cache entry for the listed destination has been cleared.

IP.071**Level:** C-TRACE**Short Syntax:** IP.071 ARP sbnt rqst *source_ip_address* -> *destination_ip_address*, same sbnt, ign**Long Syntax:** IP.071 Received ARP subnet route request from *source_ip_address* for *destination_ip_address*, same subnet, ignored**Description:** This message is generated when an ARP subnet request is received for a host on the same subnet as it was received. The router ignores this, since that node is on this subnet, and should respond on its own. This message also happens when the router sends an ARP request on a network where the hardware receives its own broadcasts.

IP.072**Level:** UE-ERROR**Short Syntax:** IP.072 LL broadcast *source_ip_address* -> *destination_ip_address*, discarded**Long Syntax:** IP.072 Received link level broadcast from *source_ip_address* for *destination_ip_address*, discarded**Description:** This message is generated when an attempt is made to forward an IP packet that was received as a link level broadcast/multicast. Such packets are not forwarded, and are discarded without even sending back an ICMP message to the source.

IP.073**Level:** UI-ERROR**Short Syntax:** IP.073 can't copy *source_ip_address* -> *destination_ip_address*, discarded**Long Syntax:** IP.073 Can't copy packet from *source_ip_address* for *destination_ip_address*, discarded**Description:** This message is generated when an attempt is made to copy a packet for one of the router's internal applications (e.g., during multicast forwarding), and the router is unable to get a buffer. The requested service then fails.**Cause:** Not enough memory to support this configuration and traffic.**Action:** Check memory statistics in GWCON to verify packet buffer level. Upgrade for more memory, or disable unnecessary forwarders/protocols or get more memory.

IP.078**Level:** C-TRACE**Short Syntax:** IP.078 Acc cont miss dropped, *source_ip_address* -> *destination_ip_address*, prot *protocol*, dir *direction*, net *networkID***Long Syntax:** IP.078 Access control miss dropped, packet from *source_ip_address* to *destination_ip_address*, IP protocol number *protocol*, direction *direction*, net *networkID***Description:** This message is generated when a IP packet matches none of the access control records. The packet will be dropped.

IP.079**Level:** C-TRACE**Short Syntax:** IP.079 Acc cont miss dropped, *source_ip_address* -> *destination_ip_address*, protocol port *source_port* -> *destination_port*, dir *direction*, net *networkID***Long Syntax:** IP.079 Access control miss dropped, packet from *source_ip_address* to *destination_ip_address*, protocol port number *source_port* to *destination_port*, direction *direction*, net *networkID***Description:** This message is generated when a IP packet matches none of the access control records. The packet will be dropped.

IP.080**Level:** U-TRACE**Short Syntax:** IP.080 new router *router_address***Long Syntax:** IP.080 new router *router_address* has been discovered**Description:** A new router has been discovered, either through static configuration, an ICMP redirect, RIP or ICMP router discovery. This message is produced only when running as an IP host (i.e., when IP routing disabled).

IP.081**Level:** UE-ERROR**Short Syntax:** IP.081 IP ds nt rn on *nettype/ n_net***Long Syntax:** IP.081 IP protocol does not run over *nettype/ n_net***Description:** An IP address was configured for a type of network which currently doesn't support IP.

IP.082**Level:** UE-ERROR**Short Syntax:** IP.082 shrt pkt ln *packet_length*, *source_ip_address* -> *destination_ip_address***Long Syntax:** IP.082 IP length of *packet_length* in packet from *source_ip_address* -> *destination_ip_address* is too short**Description:** This message is generated when a packet's indicated length is below the minimum possible length. The packet is discarded.**Cause:** Most likely, this packet has been incorrectly formatted by the source.

IP.083**Level:** C-TRACE**Short Syntax:** IP.083 Acc cont # *record_number* dropped, *cache_status*, *source_ip_address* -> *destination_ip_address*, prot *protocol_number*, dir *direction*, net *networkID***Long Syntax:** IP.083 Access control number *record_number* dropped, *cache_status*, packet from *source_ip_address* to *destination_ip_address*, IP protocol number *protocol_number*, direction *direction*, net *networkID***Description:** This message is generated when a IP packet matches one of the exclusive access control entries. The packet will be dropped. The *record_number* is the number of the access control record matched, or zero for no record (end-of-list). The *cache_status* will be "cache-hit" or "cache-miss".

IP.084**Level:** C-TRACE**Short Syntax:** IP.084 Acc cont # *record_number* passed, *cache_status*, *source_ip_address* -> *destination_ip_address*, prot *protocol_number*, dir *direction*, net *networkID***Long Syntax:** IP.084 Access control number *record_number* passed, *cache_status*, packet from *source_ip_address* to *destination_ip_address*, IP protocol number *protocol_number*, direction *direction*, net *networkID***Description:** This message is generated when a IP packet matches one of the inclusive access control entries. The packet may be forwarded. The *record_number* is the number of the access control record matched. The *cache_status* will be "cache-hit" or "cache-miss".

IP.085**Level:** C-TRACE**Short Syntax:** IP.085 Acc cont # *record_number* dropped, *cache_status*, *source_ip_address* -> *destination_ip_address*, *protocol* port *source_port* -> *destination_port*, dir *direction*, net *networkID***Long Syntax:** IP.085 Access control number *record_number* dropped, *cache_status*, packet from *source_ip_address* to *destination_ip_address*, *protocol* port number *source_port* to *destination_port*, direction *direction*, net *networkID***Description:** This message is generated when a IP packet matches one of the TCP or UDP exclusive access control entries. The packet will be dropped. The *record_number* is the number of the access control record matched, or zero for no record (end-of-list). The *cache_status* will be "cache-hit" or "cache-miss".

IP.086**Level:** C-TRACE**Short Syntax:** IP.086 Acc cont # *record_number* passed, *cache_status*, *source_ip_address* -> *destination_ip_address*, *protocol* port *source_port* -> *destination_port*, dir *direction*, net *networkID***Long Syntax:** IP.086 Access control number *record_number* passed, *cache_status*, packet from *source_ip_address* to *destination_ip_address*, *protocol* port number *source_port* to *destination_port*, direction *direction*, net *networkID***Description:** This message is generated when a IP packet matches one of the TCP or UDP inclusive access control entries. The packet may be forwarded. The *record_number* is the number of the access control record matched. The *cache_status* will be "cache-hit" or "cache-miss".

IP.087**Level:** U-INFO**Short Syntax:** IP.087 Host svcs not instld; no IP addr**Long Syntax:** IP.087 Host services is not installed as there is no IP address**Description:** This message is generated when the host services is enabled, but the IP address is either not configured, or zero.

IP.088**Level:** INFO**Short Syntax:** IP.088 Autocnfg IP addr for host svcs**Long Syntax:** IP.088 IP host address, and default gateway are being autoconfigured**Description:** This message is generated when the host services is enabled, but the IP address is either not configured, or zero. The IP address, and the default gateway (if not configured) are autoconfigured from the previous boot information, if they exist.

IP.097**Level:** U-TRACE**Short Syntax:** IP.097 Route *destination_ip_address/ mask status***Long Syntax:** IP.097 Route for *destination_ip_address* with mask *mask status***Description:** The route has been filtered from the IP route table or installed as a hidden route due to route table filtering policy.

IP.098**Level:** ALWAYS**Short Syntax:** IP.098 Route filter *destination_ip_address/ mask/ mask_definition/ exclude_include* not added due to *problem***Long Syntax:** IP.098 The route filter for Dest: *destination_ip_address* mask: *mask* Designation: *mask_definition* and policy: *exclude_include* not added due to *problem*.**Description:** The route table filter could not be added.**Cause:** Either it is a duplicate or memory could not be allocated for the route table filter.**Action:** Assure there is enough memory to install the route filter policy.

IP.099**Level:** U-TRACE**Short Syntax:** IP.099 Dropped src rt pkt *source_ip_address* -> *destination_ip_address***Long Syntax:** IP.099 Dropped source routed packet from *source_ip_address* to *destination_ip_address***Description:** The forwarder has dropped a packet because the packet contains a source route IP option and the user has disabled IP source routing.

IP.100**Level:** ALWAYS**Short Syntax:** IP.100 Too many addrs nt *network ID*, disabled *interface_ip_address***Long Syntax:** IP.100 Too many addresses on net *network ID*, disabled address *interface_ip_address***Description:** Too many IP addresses have been configured on the specified network interface, so the specified IP address has been disabled.**Cause:** Too many IP addresses have been configured on the specified network interface.**Action:** Delete one or more of the IP addresses that have been configured on the specified network interface.

Panic ininitnomem**Short Syntax:** IP: no mem for init**Description:** The router ran out of memory during IP initialization.**Action:** Add memory, or reconfigure to reduce memory usage (for example, reduce the size of the IP routing table, or reduce the number of IP addresses).

IP Protocol Network (IPPN)

This chapter describes IP Protocol Network (IPPN) messages. For information on message content and how to use the message, refer to the Introduction.

IPPN.002

Level: U-INFO

Short Syntax: IPPN.002 SRT *src_IP*-> *dst_IP* (UDP *src_port*-> *dst_port*) ign, no bdg on tunnel

Long Syntax: IPPN.002 SRT packet from *src_IP* to *dst_IP* (from UDP socket *src_port* to *dst_port*) ignored, no bridging on tunnel

Description: A IP packet was received for one of the SRT tunnel's UDP ports, but bridging is not enabled on the tunnel. The packet will be discarded.

Cause: Another bridge is configured to have this bridge as a participant in a SRT bridging tunnel, but this bridge is not so configured.

Action: Make configuration consistent.

Cause: Some other application on the IP network is sending packets to one of the SRT tunnel UDP ports on this router.

Action: Either change application, or ignore this message.

IPPN.003

Level: P-TRACE

Short Syntax: IPPN.003 SRT *src_IP*-> *dst_IP* (UDP *src_port*-> *dst_port*) ign, port blocked

Long Syntax: IPPN.003 SRT packet from *src_IP* to *dst_IP* (from UDP socket *src_port* to *dst_port*) ignored, port blocked

Description: A IP packet (which was not a BPDU) was received for one of the SRT tunnel's UDP ports, but that port is in "blocking" or "listening" state. The packet will be discarded.

Cause: Perfectly normal when one port into the tunnel blocks. However, ports to the tunnel will not ordinarily block unless there is an alternative bridging path in parallel with the tunnel.

IPPN.004

Level: P-TRACE

Short Syntax: IPPN.004 Old SRB *src_IP*-> *dst_IP* (UDP *src_port*-> *dst_port*), compat mode

Long Syntax: IPPN.004 Old SRB packet from *src_IP* to *dst_IP* (from UDP socket *src_port* to *dst_port*), in compatibility mode

Description: A packet has been received from a node participating in the IP tunnel which is using the SRB tunnel encapsulation used prior to Release 12.0. This packet will be processed normally, but the tunnel will now remain in the mode compatible with the old encapsulation. This means that FCS will never be preserved for 802.5 frames across the tunnel.

Cause: Node running SRB tunnel software from before Release 12.0.

Action: Update all participants in tunnel to Release 12.0, and you will not get this message, and will be able to preserve 802.5 FCS across the tunnel.

Panic ippnudpregfail • Panic ippnudpregfail

Panic ippnudpregfail

Short Syntax: IPPN UDP socket registration failure

Description: The IPPN protocol net was unable to register one of the UDP sockets it requires with the UDP protocol.

Cause: Bug in software.

Action: Contact customer service.

Internet Packet Exchange (IPX)

This chapter describes Internet Packet Exchange (IPX) messages. For information on message content and how to use the message, refer to the Introduction.

IPX.002

Level: UI-ERROR

Short Syntax: IPX.002 q ovf *source_net/ source_node* -> *dest_net/ dest_node* nt *network ID*

Long Syntax: IPX.002 Queue overflow, *source_net/ source_node* -> *dest_net/ dest_node*, net *network ID*

Description: IPX forwarder input queue has overflowed.

Cause: More packets are being received than the forwarder can forward.

IPX.003

Level: UE-ERROR

Short Syntax: IPX.003 bad hst chksm frm *source_net/ source_node*

Long Syntax: IPX.003 Bad host checksum from *source_net/ source_node*

Description: This message is generated when a packet arrives for this host with an incorrect checksum.

IPX.004

Level: U-INFO

Short Syntax: IPX.004 err pkt *error_type* frm *source_net/ source_node*

Long Syntax: IPX.004 Error packet, errno *error_type*, received from *source_net/ source_node*

Description: This message is generated when an error packet is received.

IPX.005

Level: U-TRACE

Short Syntax: IPX.005 no hndlr for skt *destination_socket* typ *packet_type* frm *source_net/ source_node*

Long Syntax: IPX.005 No handler for socket *destination_socket* type *packet_type* from *source_net/ source_node*

Description: A packet arrived for an unknown or unsupported socket or type. The packet was a broadcast packet.

IPX.006

Level: UE-ERROR

Short Syntax: IPX.006 no hndlr for skt *destination_socket* typ *packet_type* frm *source_net/ source_node*

Long Syntax: IPX.006 No handler for socket *destination_socket* type *packet_type* from *source_net/ source_node*

Description: A packet arrived for an unknown or unsupported socket or type. The packet was addressed to the router.

IPX.007**Level:** UI-ERROR**Short Syntax:** IPX.007 no hst addr set for nt *network ID*, not enabled**Long Syntax:** IPX.007 no host address set for net *network ID*, not enabled**Description:** The forwarder was bringing up IPX on the specified serial line interface, but no host address was set so the interface was not enabled.**Cause:** Serial line enabled without setting host address.**Action:** Set IPX host address.

IPX.008**Level:** UE-ERROR**Short Syntax:** IPX.008 SAP bad typ *packet_type* frm *source_net/ source_node***Long Syntax:** IPX.008 SAP bad type *packet_type* from *source_net/ source_node***Description:** This message is generated when a packet is received with a bad SAP type.

IPX.009**Level:** C-TRACE**Short Syntax:** IPX.009 SAP gen rply frm *source_net/ source_node***Long Syntax:** IPX.009 SAP general reply from *source_net/ source_node***Description:** SAP has received a General Reply packet from the specified host. The data in the packet will be used to update the SAP database.

IPX.010**Level:** UI-ERROR**Short Syntax:** IPX.010 SAP tbl ovrl, dsc type *service_type* nm [*service_name*]**Long Syntax:** IPX.010 SAP table overflow, discarded type *service_type* name [*service_name*]**Description:** A new entry cannot be added to the SAP table because it is full. The new entry is discarded.**Cause:** SAP table is smaller than number of services on IPX internet.**Action:** Increase the size of the SAP table.

IPX.011**Level:** UE-ERROR**Short Syntax:** IPX.011 SAP srvc typ *service_type* nm [*service_name*] mvd to *new_net/ new_node***Long Syntax:** IPX.011 SAP service type *service_type* name [*service_name*] moved to *new_net/ new_node***Description:** A SAP General Reply was received with a different network/address pair than is presently in the SAP database.**Cause:** Duplicate name assigned for service.**Action:** Eliminate duplicated name.**Cause:** Service physically moved faster than SAP timeout.**Action:** Do not move services so fast.

IPX.012**Level:** U-INFO**Short Syntax:** IPX.012 SAP del typ *service_type* nm [*service_name*]**Long Syntax:** IPX.012 SAP deleted type *service_type* name [*service_name*]**Description:** A SAP table entry has been declared dead. It will be advertised as unreachable for another 60 seconds, and then removed from the SAP table.**Cause:** No SAP General Reply has been heard containing data on this service type/name pair in 240 seconds.**Action:** None, unless service should be up.

IPX.013**Level:** UE-ERROR**Short Syntax:** IPX.013 SAP bd nearest qry frm *source_net/ source_node* ln *length***Long Syntax:** IPX.013 SAP bad length Nearest Service Query from *source_net/ source_node*, len *length***Description:** A SAP Nearest Service Query was received with an illegal length.**Cause:** Programming error in remote node.

IPX.014**Level:** C-TRACE**Short Syntax:** IPX.014 SAP nearest qry frm *source_net/ source_node***Long Syntax:** IPX.014 SAP nearest query from *source_net/ source_node***Description:** A SAP Nearest Service Query was received from the specified node. It will be answered as appropriate.

IPX.015**Level:** C-TRACE**Short Syntax:** IPX.015 SAP gen qry frm *source_net/ source_node***Long Syntax:** IPX.015 SAP general query from *source_net/ source_node***Description:** A SAP General Service Query was received from the specified node. It will be answered as appropriate.

IPX.016**Level:** U-TRACE**Short Syntax:** IPX.016 SAP qry sent nt *network ID***Long Syntax:** IPX.016 SAP General Service Query sent, net *network ID***Description:** A SAP General Service Query was sent on the specified network. One is sent on a network when it comes up.

IPX.017**Level:** UI-ERROR**Level:** OOM**Short Syntax:** IPX.017 No mem fr SAP bcst nt *network ID*, *count* pkts snt**Long Syntax:** IPX.017 No memory for SAP General Service Query or Reply, net *network ID*, *count* packets sent

Description: This message is generated when no buffer is available to send a SAP General Service Query or Reply packet. Since a General Service Reply can require multiple packets, the message notes how many packets were sent on this network before they ran out.

IPX.018

Level: C-TRACE

Short Syntax: IPX.018 SAP gen rply sent nt *network ID*, *count* pkts

Long Syntax: IPX.018 SAP General Service Reply sent, net *network ID*, *count* packets

Description: A SAP General Service Reply has just been sent on the specified network. It took the specified number of packets to send the complete SAP database.

IPX.019

Level: P-TRACE

Short Syntax: IPX.019 NB brd *source_net/ source_node* -> *dest_net/ dest_node*, nt *network ID*, *hop_count* hops

Long Syntax: IPX.019 NETBIOS broadcast *source_net/ source_node* -> *dest_net/ dest_node*, net *network ID*, *hop_count* hops

Description: A NETBIOS emulation multi-network broadcast packet has been received for forwarding to other IPX networks. The IPX hop count indicates how many routers it has been through.

IPX.020

Level: U-TRACE

Short Syntax: IPX.020 NB too many hops frm *source_net/ source_node* nt *network ID*, ign

Long Syntax: IPX.020 NETBIOS too many hops from *source_net/ source_node* net *network ID*, ignored

Description: A NETBIOS emulation broadcast packet has been through more than 8 routers. It will be dropped.

Cause: Normal looping due to multiple paths from source of broadcast packet.

Action: None. This is a normal consequence of the protocol used.

Cause: IPX NETBIOS traffic trying to go across more than 8 hops (networks) between source and destination.

Action: Reconfigure network.

IPX.021

Level: C-TRACE

Short Syntax: IPX.021 NB frm *source_net/ source_node* nt *network ID*, already on *connected_network*, ign

Long Syntax: IPX.021 NETBIOS from *source_net/ source_node* net *network ID*, already on *connected_network*, ignored

Description: This IPX NETBIOS emulation broadcast packet has already been on one of the directly attached networks. It will not be forwarded, as that would generate a duplicate.

Cause: Normal side-effect of the protocol used.

IPX.022**Level:** UI-ERROR**Level:** OOM**Short Syntax:** IPX.022 NB frm *source_net/ source_node*, no mem to cpy**Long Syntax:** IPX.022 NETBIOS from *source_net/ source_node*, no memory to copy**Description:** No memory available to make working copy of this NETBIOS emulation packet to send it out multiple interfaces.

IPX.023**Level:** CI-ERROR**Short Syntax:** IPX.023 NB frm *source_net/ source_node*, non-brd nt *network ID* un supp**Long Syntax:** IPX.023 NETBIOS from *source_net/ source_node*, non-broadcast net *network ID* unsupported**Description:** Attempting to send NETBIOS emulation packet on network that does not support broadcast. The packet will not be sent on that network.

IPX.024**Level:** UI-ERROR**Short Syntax:** IPX.024 NB frm *source_net/ source_node*, un-numbrd nt *network ID* un supp**Long Syntax:** IPX.024 NETBIOS from *source_net/ source_node*, un-numbered net *network ID* unsupported**Description:** Attempting to send NETBIOS emulation packet on a network with no network number. The packet will not be sent on that network.**Cause:** Serial line network operating without a network number.**Action:** If you want to run NETBIOS emulation across a serial line network, it must have a network number.

IPX.025**Level:** UI-ERROR**Level:** OOM**Short Syntax:** IPX.025 NB frm *source_net/ source_node*, no buf to cpy**Long Syntax:** IPX.025 NETBIOS from *source_net/ source_node*, no buffer to copy**Description:** No packet buffer available to copy this NETBIOS emulation broadcast packet into in order to send it on a network.

IPX.026**Level:** UI-ERROR**Short Syntax:** IPX.026 NB snd dsc, nt *network ID*, rsn *reason_code***Long Syntax:** IPX.026 NETBIOS send discarded, net *network ID*, reason *reason_code***Description:** An outgoing NETBIOS emulation broadcast packet was not successfully transmitted for the reason indicated by the error code.**Cause:** Miscellaneous handler error. (Reason code 1.)**Action:** Check for error messages from handler for network ID.**Cause:** Output queue overflow, or other flow control. (Reason code 2.)**Action:** Alleviate congestion.

Cause: Network down. (Reason code 3.)

Action: See why handler thinks network is down.

Cause: Dropped by handler to avoid looping, or bad broadcast. (Reason code 4.)

Action: Check configuration.

Cause: Host down. (Reason code 5.)

Action: See why handler thinks host is down.

IPX.027

Level: UE-ERROR

Short Syntax: IPX.027 bad RIP typ *RIP_opcode* frm *source_net/ source_node*

Long Syntax: IPX.027 Bad RIP type *RIP_opcode* from *source_net/ source_node*

Description: RIP packet received which was not a request or response.

Cause: Programming error on remote node.

IPX.028

Level: C-TRACE

Short Syntax: IPX.028 RIP resp frm *source_net/ source_node*

Long Syntax: IPX.028 RIP response from *source_net/ source_node*

Description: This message is generated when a RIP response packet is received. It will be parsed, and the data incorporated into the routing table.

IPX.029

Level: UE-ERROR

Short Syntax: IPX.029 bad net *network* in RIP frm *source_net/ source_node*

Long Syntax: IPX.029 Bad network *network* in RIP from *source_net/ source_node*

Description: A RIP response was received with an entry having a network number of 00000000 or FFFFFFFF. That entry will be ignored.

Cause: Programming error on remote node.

IPX.030

Level: UI-ERROR

Short Syntax: IPX.030 net route table ovfl, dscrd *network*

Long Syntax: IPX.030 Network routing table overflow, discarding *network*

Description: This message is generated when a new network cannot be added to the routing table because it is full. The entry is discarded.

Cause: Routing table too small.

Action: Reconfigure IPX protocol to make routing table larger.

IPX.031

Level: C-INFO

Short Syntax: IPX.031 *type* route to *network* now via *router_net/ router_node, hop_count* hops

Long Syntax: IPX.031 *type* route to network *network* now via *router_net/ router_node, hop_count* hops

Description: This message is generated when the route to a network changes. The speci-

fied *router_net/router_node* is now the best route to this network, with the noted number of hops. The type of the new route is reported as well (RIP or STATIC).

Cause: Newly reachable network (if preceeded by message IPX.055).

Cause: Change in network topology causes best route to a network to change. This can happen when networks come up, or go down.

Action: Determine what changes in network topology occurred.

IPX.032

Level: U-INFO

Short Syntax: IPX.032 RIP route to *network* aged away

Long Syntax: IPX.032 RIP route to *network* aged away

Description: This message is generated when a network is declared unreachable because no routing updates have been heard for it in 240 seconds. It will be advertised as unreachable for another 60 seconds, and then deleted from the routing table.

Cause: Intervening router that was advertising this network crashed.

IPX.033

Level: C-TRACE

Short Syntax: IPX.033 Rspnd to RIP rqst frm *source_net/ source_node*

Long Syntax: IPX.033 Responding to RIP Request from *source_net/ source_node*

Description: This message is generated when a RIP Request packet is being parsed for a Reply.

IPX.034

Level: UE-ERROR

Short Syntax: IPX.034 RIP rqst frm *source_net/ source_node* shrt, ln *packet_length*

Long Syntax: IPX.034 RIP Request from *source_net/ source_node* too short, len *packet_length*

Description: A RIP request packet was received which is too short to contain one RIP entry. It will be discarded.

Cause: Programming error on remote node.

IPX.035

Level: U-TRACE

Short Syntax: IPX.035 RIP qry sent nt *network ID*

Long Syntax: IPX.035 RIP Query sent, net *network ID*

Description: A RIP Query has been sent on the specified interface. A Query is sent on each interface when it comes up.

IPX.036

Level: UI-ERROR

Level: OOM

Short Syntax: IPX.036 No mem for RIP pkt nt *network ID*, *packet_count* pkts snt

Long Syntax: IPX.036 No memory for RIP packet, net *network ID*, *packet_count* packets sent

Description: This message is generated when no buffer is available to send a RIP Query or Response packet.

IPX.037

Level: C-TRACE

Short Syntax: IPX.037 RIP resp sent nt *network ID*, *packet_count* pkts

Long Syntax: IPX.037 RIP Response sent net *network ID*, *packet_count* packets

Description: This message is generated when a RIP Response is sent. The response was sent in the specified number of packets.

IPX.038

Level: U-TRACE

Short Syntax: IPX.038 *source_net/ source_node* -> *dest_net/ dest_node* ign

Long Syntax: IPX.038 Packet from *source_net/ source_node* for *dest_net/ dest_node* ignored

Description: This message is generated when an IPX packet arrives on a network and the IPX forwarder is not active on that network.

IPX.039

Level: C-TRACE

Short Syntax: IPX.039 RIP delta resp sent nt *network ID*, *packet_count* pkts

Long Syntax: IPX.039 RIP delta Response sent net *network ID*, *packet_count* packets

Description: This message is generated when a RIP delta Response is sent. This response only includes those networks whose data changed in the last update period. The response was sent in the specified number of packets.

IPX.040

Level: UI-ERROR

Short Syntax: IPX.040 RIP resp snd dsc, nt *network ID*, rsn *reason_code*

Long Syntax: IPX.040 RIP Response send discarded, net *network ID*, reason *reason_code*

Description: An outgoing RIP response packet was not successfully transmitted for the reason indicated by the error code.

Cause: Miscellaneous handler error. (Reason code 1.)

Action: Check for error messages from handler for network ID.

Cause: Output queue overflow, or other flow control. (Reason code 2.)

Action: Alleviate congestion.

Cause: Network down. (Reason code 3.)

Action: See why handler thinks network is down.

Cause: Dropped by handler to avoid looping, or bad broadcast. (Reason code 4.)

Action: Check configuration.

Cause: Host down. (Reason code 5.)

Action: See why handler thinks host is down.

IPX.041**Level:** UI-ERROR**Short Syntax:** IPX.041 RIP query snd dsc, nt *network ID*, rsn *reason_code***Long Syntax:** IPX.041 RIP Query send discarded, net *network ID*, reason *reason_code***Description:** An outgoing RIP query packet was not successfully transmitted for the reason indicated by the error code.**Cause:** Miscellaneous handler error. (Reason code 1.)**Action:** Check for error messages from handler for network ID.**Cause:** Output queue overflow, or other flow control. (Reason code 2.)**Action:** Alleviate congestion.**Cause:** Network down. (Reason code 3.)**Action:** See why handler thinks network is down.**Cause:** Dropped by handler to avoid looping, or bad broadcast. (Reason code 4.)**Action:** Check configuration.**Cause:** Host down. (Reason code 5.)**Action:** See why handler thinks host is down.

IPX.042**Level:** C-TRACE**Short Syntax:** IPX.042 SAP gives near reply typ *service_type* nm [*service_name*] to *source_net/ source_node*, nt *network ID***Long Syntax:** IPX.042 SAP giving Nearest Server Reply of type *service_type* name [*service_name*] to *source_net/ source_node*, net *network ID***Description:** A SAP Nearest Service Reply will be sent to the specified node. The *service_type* is the type of service, and the *service_name* is the name of the service.**Cause:** Node sent Nearest Server Request, and the nearest server of that type is reachable through this router.

IPX.043**Level:** C-TRACE**Short Syntax:** IPX.043 SAP nearest qry for typ *service_type* frm *source_net/ source_node* nt *network ID***Long Syntax:** IPX.043 SAP Nearest Query for service type *service_type* from *source_net/ source_node*, net *network ID***Description:** A SAP Nearest Service Query was received from the specified node via the specified interface. If this router is the best route to the closest server of the specified *service_type*, this router will answer.**Cause:** New IPX node booting on an attached LAN, looking for a first file server (*service_type* of 4).**Cause:** Node attempting to locate a particular server by service type, such as a communications server or database server.

IPX.044**Level:** C-TRACE**Short Syntax:** IPX.044 SAP delta gen rply nt *network ID*, *count* pkts**Long Syntax:** IPX.044 SAP delta General Service Reply sent, net *network ID*, *count* packets**Description:** A SAP delta General Service Reply has just been sent on the specified network. This Reply only includes those services whose data changed in the last update period. It took the specified number of packets to send the changes in SAP database.

IPX.045**Level:** U-INFO**Short Syntax:** IPX.045 *type* new serv typ *service_type* nm [*service_name*] via *via_net*/*via_node*, *hop_count* hops, nt *network ID***Long Syntax:** IPX.045 *type* new service route to service type *service_type* name [*service_name*] via *via_net*/*via_node*, *hop_count* hops, net *network ID***Description:** This message is generated when a new service is added to the SAP table. The specified *via_net*/*via_node* is the route to this service, with the noted number of hops.**Cause:** New service started on IPX internetwork.**Cause:** Existing service becomes reachable, due to change in network connectivity.

IPX.046**Level:** U-TRACE**Short Syntax:** IPX.046 SAP nearest qry frm *source_net*/*source_node* ignored, nt *network ID***Long Syntax:** IPX.046 SAP Nearest Query from *source_net*/*source_node* ignored, net *network ID***Description:** A SAP Nearest Service Query was received from the specified node via the specified interface, but processing of these packets has been administratively disabled on this interface. The query will be ignored.**Cause:** User has used IPX Config command DISABLE REPLY-TO-GET-NEAREST-SERVER.**Action:** If this is the desired action, none. To enable response (the default), use the IPX Config command ENABLE REPLY-TO-GET-NEAREST-SERVER.

IPX.047**Level:** UI-ERROR**Short Syntax:** IPX.047 SAP query snd dsc, nt *network ID*, rsn *reason_code***Long Syntax:** IPX.047 SAP Query send discarded, net *network ID*, reason *reason_code***Description:** An outgoing SAP query packet was not successfully transmitted for the reason indicated by the error code.**Cause:** Miscellaneous handler error. (Reason code 1.)**Action:** Check for error messages from handler for network ID.**Cause:** Output queue overflow, or other flow control. (Reason code 2.)**Action:** Alleviate congestion.**Cause:** Network down. (Reason code 3.)**Action:** See why handler thinks network is down.

Cause: Dropped by handler to avoid looping, or bad broadcast. (Reason code 4.)

Action: Check configuration.

Cause: Host down. (Reason code 5.)

Action: See why handler thinks host is down.

IPX.048

Level: UI-ERROR

Short Syntax: IPX.048 SAP resp snd dsc, nt *network ID*, rsn *reason_code*

Long Syntax: IPX.048 SAP Response send discarded, net *network ID*, reason *reason_code*

Description: An outgoing SAP response packet was not successfully transmitted for the reason indicated by the error code.

Cause: Miscellaneous handler error. (Reason code 1.)

Action: Check for error messages from handler for network ID.

Cause: Output queue overflow, or other flow control. (Reason code 2.)

Action: Alleviate congestion.

Cause: Network down. (Reason code 3.)

Action: See why handler thinks network is down.

Cause: Dropped by handler to avoid looping, or bad broadcast. (Reason code 4.)

Action: Check configuration.

Cause: Host down. (Reason code 5.)

Action: See why handler thinks host is down.

IPX.049

Level: U-TRACE

Short Syntax: IPX.049 SAP no serv typ *service_type* for *source_net/ source_node*, nt *network ID*

Long Syntax: IPX.049 SAP no server of type *service_type* for Query from *source_net/ source_node*, net *network ID*

Description: A SAP Nearest Service Query was received from *source_net/source_node*, but the SAP database has no service registered of the desired *service_type*. No response will be sent.

Cause: Service of desired *service_type* is down or unreachable.

Action: Find out why service is down or unreachable.

Cause: Workstation looking for non-existent *service_type*.

Action: Correct query on workstation.

IPX.050

Level: U-INFO

Short Syntax: IPX.050 SAP dead serv typ *service_type* nm [*service_name*] from *via_net/ via_node*, nt *network ID*

Long Syntax: IPX.050 SAP dead service route to service type *service_type* name [*service_name*] reported by *via_net/ via_node* has become unreachable, net *network ID*

Description: This message is generated when a previously reachable service becomes unreachable, and is marked as Dead in the SAP table. The specified *via_net/via_node* is the server or router that announced the service as being unreachable.

Cause: Server administratively disabled, as with :DOWN command.

Action: None.

Cause: Server crashed.

Action: Find out why server crashed.

Cause: Network on which service is provided has become unreachable.

Action: Use IPX console DUMP command to see if network is reachable.

IPX.051

Level: U-INFO

Short Syntax: IPX.051 RIP route died to *network* from *router_net/ router_node*

Long Syntax: IPX.051 RIP route died to network *network* from router *router_net/ router_node*

Description: This message is generated when a previously reachable network becomes unreachable, and is marked as Dead in the RIP table. The specified *router_net/router_node* is the router that announced the network as being unreachable.

Cause: Remote network, or intervening network, went down.

Action: Find out why remote network went down.

Cause: Network is on router that went down.

Action: Find out why remote router went down.

Cause: Network is connected via File Server that was administratively taken down.

IPX.052

Level: UE-ERROR

Short Syntax: IPX.052 RIP resp frm wrong net *source_net/ source_node* not *local_net*, nt *network ID*

Long Syntax: IPX.052 RIP response from wrong network *source_net/ source_node* not local network *local_net*, nt *network ID*

Description: This message is generated when a RIP response packet is received with a source network number that is not the same as the network number of this interface. The packet will be ignored.

Cause: Misconfiguration of router on this network.

Action: Correct configuration.

IPX.053

Level: UE-ERROR

Short Syntax: IPX.053 SAP resp frm wrong net *source_net/ source_node* not *local_net*, nt *network ID*

Long Syntax: IPX.053 SAP response from wrong network *source_net/ source_node* not local network *local_net*, nt *network ID*

Description: This message is generated when a SAP response packet is received with a source network number that is not the same as the network number of this interface. The packet will be ignored.

Cause: Misconfiguration of router on this network.

Action: Correct configuration.

IPX.054**Level:** C-INFO**Short Syntax:** IPX.054 *type serv typ service_type nm [service_name] now via via_net/ via_node, hop_count hops, nt network ID***Long Syntax:** IPX.054 *type service route to service type service_type name [service_name] is now via via_net/ via_node, hop_count hops, net network ID***Description:** This message is generated when the route to a service in the SAP table changes. The specified *via_net/via_node* is the new route to this service, with the noted number of hops. The type of the route (RIP or STATIC) is also reported.**Cause:** Newly reachable service (if proceeded by IPX.045).**Cause:** Change in network topology causes best route to a service to change. This can happen when new networks come up, or go down.**Action:** Determine what changes in network topology occurred.

IPX.055**Level:** U-INFO**Short Syntax:** IPX.055 *new network net router_net via router_node/ hop_count, hops***Long Syntax:** IPX.055 *New network network number router_net via router_node/ hop_count, hops***Description:** This message is generated when a new network is added to the RIP routing table. The new network was advertised by *router_net/router_node*, which is now the route to this network, with the noted number of hops.

IPX.056**Level:** U-TRACE**Short Syntax:** IPX.056 *RIP route to network garbage coll***Long Syntax:** IPX.056 *RIP route to network garbage collected***Description:** This message is generated when a network is removed from the RIP routing table because no routing updates have been heard for it in 300 seconds. This normally happens 60 seconds after an IPX.012 message on the same service.**Cause:** Intervening router that was advertising this network went down.

IPX.057**Level:** U-INFO**Short Syntax:** IPX.057 *SAP del typ service_type nm [service_name], nt network ID down***Long Syntax:** IPX.057 *SAP deleted type service_type name [service_name], network network ID down***Description:** The specified network interface has gone down, and this SAP service having a first hop on that network will be placed in the dead state. It will be advertised as unreachable for another 60 seconds, and then removed from the SAP table. However, if there are alternate routes to the same service, they will be learned about within 60 seconds.**Cause:** The network via which we reached this service went down.**Action:** Bring up network.

IPX.058**Level:** U-TRACE**Short Syntax:** IPX.058 SAP typ *service_type* nm [*service_name*] garbage coll**Long Syntax:** IPX.058 SAP type *service_type* name [*service_name*] garbage collected**Description:** This message is generated when a network is removed from the SAP routing table because no SAP responses have been heard for it in 300 seconds.**Cause:** Intervening router that was advertising this service went down.

IPX.059**Level:** CE-ERROR**Short Syntax:** IPX.059 SAP unreach serv typ *service_type* nm [*service_name*] at *service_net/ service_node* from *via_net/ via_node*, nt *network ID***Long Syntax:** IPX.059 SAP unreachable service type *service_type* name [*service_name*] at *service_net/ service_node* from *via_net/ via_node*, net *network ID***Description:** This message is generated when an advertisement for a service is received, but that service is on an IPX network (*service_net*) that this router has no route to. This advertisement will be ignored.**Cause:** Configuration error on node *service_net/service_node*.**Action:** Correct configuration error.**Cause:** Service information for some new service has propagated faster than the associated routing information.**Action:** None needed if *service_net* becomes reachable shortly, and this message does not repeat.

IPX.062**Level:** UI-ERROR**Level:** OOM**Short Syntax:** IPX.062 No mem for SAP periodic GSR pkt *packet_number*, delaying, nt *network ID***Long Syntax:** IPX.062 No memory for SAP periodic General Service Response packet *packet_number*, delaying, network *network ID***Description:** There was no packet buffer available to send one packet of the periodic SAP General Service Response. The response will stall for half a second, waiting for a buffer to become available. The *packet_number* is the count of this packet within the complete response, starting at 0.**Cause:** Temporary packet buffer shortage due to traffic peak.**Action:** See if message recurs after half a second.**Cause:** Permanent buffer shortage.**Action:** Take dump of router and contact customer service.

IPX.065**Level:** U-INFO**Short Syntax:** IPX.065 routing cache cleared**Long Syntax:** IPX.065 routing cache cleared**Description:** The IPX routing cache has been cleared, probably as the result of a routing table change.

IPX.066**Level:** U-INFO**Short Syntax:** IPX.066 routing cache garbage collecting...**Long Syntax:** IPX.066 routing cache garbage collecting...**Description:** The IPX routing cache is collecting nonsense data. This takes several passes, and is only done when the cache starts overflowing.

IPX.067**Level:** U-INFO**Short Syntax:** IPX.067 cache entry *dest_net/ dest_node* cleared**Long Syntax:** IPX.067 routing cache entry for destination *dest_net/ dest_node* cleared**Description:** The IPX routing cache entry for the listed destination has been cleared.

IPX.068**Level:** UI-ERROR**Short Syntax:** IPX.068 no memory left for IPX local network/node cache entries**Long Syntax:** IPX.068 no memory left for IPX local network/node cache entries**Description:** The IPX routing local network/node cache needs memory before it can add a new local network and its table into the IPX cache.

IPX.069**Level:** UI-ERROR**Short Syntax:** IPX.069 *protocol* tbl ovfl, dst *destination_net***Long Syntax:** IPX.069 *protocol* Table overflow, destination *destination_net***Description:** This message is generated when a new alternate entry cannot be made to routing table because alternate entry space is already full.**Cause:** Alternate entry routing table too small.**Action:** Increase alternate routing entries for this protocol.

IPX.070**Level:** UI-ERROR**Short Syntax:** IPX.070 rte ovfl, dst *destination_net***Long Syntax:** IPX.070 route overflow, destination *destination_net***Description:** This message is generated when a new alternate entry cannot be made to routing table because alternate entry space for a given route is already full.**Cause:** Maximum routes per destination network is too small.**Action:** Increase maximum routing entries per destination network for this protocol.

IPX.071**Level:** U-INFO**Short Syntax:** IPX.071 drop pkt w/ *encap_seen* using *encap_used* int *intnum***Long Syntax:** IPX.071 dropped pkt with encaps *encap_seen* using *encap_used* on interface *intnum***Description:** This message is generated when an IPX packet is received with an encapsulation other than that which has been selected for this interface.**Cause:** Normal for networks using multiple encapsulations on a single wire.**Action:** None needed.

IPX.072**Level:** UI-ERROR**Short Syntax:** IPX.072 Error building IPXWAN *iw_pkttype* on net *network ID***Long Syntax:** IPX.072 Error building IPXWAN *iw_pkttype* on network *network ID***Description:** An IPXWAN Response is built from a Request. An attempt has been made to build the response without a request.

IPX.073**Level:** UI-ERROR**Short Syntax:** IPX.073 Name and Node ID must be config'd before IPXWAN can operate**Long Syntax:** IPX.073 Router name and Node ID must be configured before IPXWAN can operate**Description:** The IPX configuration parameters Name and Node ID must be configured before IPXWAN can operate on any network.

IPX.074**Level:** UI-ERROR**Short Syntax:** IPX.074 IPXWAN can't operate on net *network ID* - unsupported type**Long Syntax:** IPX.074 IPXWAN can't operate on network *network ID* because it's an unsupported type**Description:** IPXWAN has been configured to run on an unsupported interface type.

IPX.075**Level:** U-INFO**Short Syntax:** IPX.075 IPXWAN is configured but not enabled on net *network ID***Long Syntax:** IPX.075 IPXWAN is configured but not enabled to run on network *network ID***Description:** IPXWAN has been configured to run on the interface, but it has been disabled by the user.

IPX.076

Level: UE-ERROR

Short Syntax: IPX.076 IPXWAN *iw_pkttype* pkt dropped, rcv'd on net *network ID*, unsupported int type

Long Syntax: IPX.076 IPXWAN *iw_pkttype* packet dropeed because it was received on an unsupported interface type, network *network ID*

Description: An IPXWAN packet was dropped because it was received on an unsupported interface type.

IPX.077

Level: UI-ERROR

Short Syntax: IPX.077 IPXWAN *iw_pkttype* pkt dropped, rcv'd on disabled net *network ID*

Long Syntax: IPX.077 IPXWAN *iw_pkttype* packet dropped - it was received on network *network ID* which is disabled for IPXWAN traffic

Description: An IPXWAN packet was dropped because it was received on an interface which is configured to be disabled for IPXWAN traffic.

IPX.078

Level: UE-ERROR

Short Syntax: IPX.078 IPXWAN *iw_pkttype* pkt rejected on net *network ID*, confidence id check failed

Long Syntax: IPX.078 IPXWAN *iw_pkttype* packet received on network *network ID* was rejected due to the confidence ID check failing

Description: An IPXWAN packet was rejected because the confidence ID check failed.

IPX.079

Level: UI-ERROR

Short Syntax: IPX.079 IPXWAN *iw_pkttype* pkt rejected on net *network ID*, non-unique node id

Long Syntax: IPX.079 IPXWAN *iw_pkttype* packet received on network *network ID* was rejected because its node id is identical to the local node id

Description: An IPXWAN packet was rejected because the node id reported in it was identical to the local node id.

Action: Reconfigure the local IPX node id with a unique value.

IPX.080

Level: UI-ERROR

Short Syntax: IPX.080 No memory to build IPXWAN packet

Long Syntax: IPX.080 Not able to get a buffer to build an IPXWAN packet

Description: An attempt to get a buffer to build an IPXWAN packet failed.

IPX.081**Level:** UI-ERROR**Short Syntax:** IPX.081 Failed to send an IPXWAN *iw_pkttype* pkt on net *network ID***Long Syntax:** IPX.081 An attempt to send an IPXWAN *iw_pkttype* packet on network *network ID* failed**Description:** An attempt to send an IPXWAN packet failed.

IPX.082**Level:** UI-ERROR**Short Syntax:** IPX.082 IPXWAN *iw_pkttype*, pkt rejected on net *network ID*, seq num mismatch**Long Syntax:** IPX.082 IPXWAN *iw_pkttype*, packet received on network *network ID* was rejected due to a sequence number mismatch**Description:** An IPXWAN packet was dropped due to a sequence number mismatch.

IPX.083**Level:** UE-ERROR**Short Syntax:** IPX.083 IPXWAN *iw_pkttype* rejected on net *network ID* - *opt_type* opt not accepted**Long Syntax:** IPX.083 IPXWNA *iw_pkttype* rejected on network *network ID* - *opt_type* option not accepted**Description:** An IPXWAN packet was rejected because an option was not accepted by the other side of the link.

IPX.084**Level:** U-INFO**Short Syntax:** IPX.084 IPXWAN connection to be retried on net *network ID***Long Syntax:** IPX.084 IPXWAN connection to be retried on network *network ID***Description:** A previously timed-out IPXWAN connection is to be retried.

IPX.085**Level:** U-INFO**Short Syntax:** IPX.085 IPXWAN connection on net *network ID* timed-out**Long Syntax:** IPX.085 IPXWAN connection on network *network ID* timed-out**Description:** An IPXWAN connection attempt timed-out.

IPX.086**Level:** C-INFO**Short Syntax:** IPX.086 IPXWAN *iw_pkttype* pkt rcvd on net *network ID***Long Syntax:** IPX.086 IPXWAN *iw_pkttype* packet received on network *network ID***Description:** An IPXWAN packet was successfully received, accepted, and processed.

IPX.087**Level:** C-INFO**Short Syntax:** IPX.087 IPXWAN *iw_pkttype* pkt sent on net *network ID***Long Syntax:** IPX.087 IPXWAN *iw_pkttype* packet sent on network *network ID***Description:** An IPXWAN packet was successfully sent on the network.

IPX.088**Level:** C-INFO**Short Syntax:** IPX.088 IPXWAN connection up on net *network ID***Long Syntax:** IPX.088 IPXWAN connection has come up on network *network ID***Description:** An IPXWAN connection is up on the given network.

IPX.089**Level:** U-INFO**Short Syntax:** IPX.089 IPXWAN connection down on net *network ID***Long Syntax:** IPX.089 IPXWAN connection has gone down on network *network ID***Description:** An IPXWAN connection has gone down the given network. This can happen if the link goes down, if the protocol goes down on the link (IPXCP goes down) or if a Timer Request packet is received.

IPX.090**Level:** U-TRACE**Short Syntax:** IPX.090 SAP no server reply required for typ *service_type* for *source_net/ source_node*, nt *network ID***Long Syntax:** IPX.090 SAP no server reply required for type *service_type* for Query from *source_net/ source_node*, net *network ID***Description:** The router received a SAP Nearest Service Query from *source_net/source_node*. The SAP database indicates that a server exists on the same network as the client. The server will be allowed to respond for itself.**Cause:** There is an eligible server on the client's network that is capable of replying for itself.**Action:** No action is required.

IPX.091**Level:** UI-ERROR**Short Syntax:** IPX.091 short NB frm *source_net/ source_node* nt *network ID*, ign**Long Syntax:** IPX.091 short NETBIOS frame from *source_net/ source_node* net *network ID*, ignored**Description:** A NETBIOS type 20 packet must be at least 62 bytes in length. The forwarder drops the packet.**Cause:** Unknown.**Action:** None. Fix Novell application that is sending the packet.

IPX.092**Level:** U-INFO**Short Syntax:** IPX.092 Add kpalv proxy *source_net/ source_node. source_socket <-> dest_net/ dest_node. dest_socket***Long Syntax:** IPX.092 Add KeepAlive proxy connection *source_net/ source_node. source_socket <-> dest_net/ dest_node. dest_socket***Description:** A new pair of stations have been added to the proxy keepalive table

IPX.093**Level:** U-INFO**Short Syntax:** IPX.093 Del kpalv proxy *source_net/ source_node. source_socket <-> dest_net/ dest_node. dest_socket***Long Syntax:** IPX.093 Delete KeepAlive proxy connection *source_net/ source_node. source_socket <-> dest_net/ dest_node. dest_socket***Description:** A pair of stations have been removed from the proxy keepalive table

IPX.094**Level:** UI-ERROR**Short Syntax:** IPX.094 no memory for IPX kpalv proxy tbl**Long Syntax:** IPX.094 no memory for IPX KeepAlive Proxy connection table**Description:** The IPX Keepalive Proxy initialization routine was unable to allocate memory for its connection table (IPX KeepAlive Proxy feature will not be enabled)

IPX.095**Level:** U-INFO**Short Syntax:** IPX.095 Serial pkt dropped *source_net/ source_node -> dest_net/ dest_node, nt network ID***Long Syntax:** IPX.095 Serial packet dropped *source_net/ source_node -> dest_net/ dest_node, net network ID***Description:** A Serialization packet was dropped because the output network interface has IPX KeepAlive filtering enabled.

IPX.096**Level:** UI-ERROR**Level:** OOM**Short Syntax:** IPX.096 No mem fr prxy kpalv req/rsp**Long Syntax:** IPX.096 No memory for proxy keepalive request or response**Description:** This message is generated when no buffer is available to send an IPX keepalive message

IPX.097**Level:** U-INFO**Short Syntax:** IPX.097 Proxy kpalv *type source_net/ source_node. source_socket -> dest_net/ dest_node. dest_socket***Long Syntax:** IPX.097 Sent proxy keepalive *type source_net/ source_node. source_socket -> dest_net/ dest_node. dest_socket***Description:** This message is generated when a proxy keepalive packet is sent

IPX.098**Level:** P-TRACE**Short Syntax:** IPX.098 RIP RTR flt PASS pkt frm *source_net/ source_node*, nt *network ID***Long Syntax:** IPX.098 RIP Router filter PASS packet from *source_net/ source_node*, net *network ID***Description:** A RIP packet has successfully PASSED through the RIP Router filter on the given interface. The RIP Router filter is based upon the *source_node* in the IPX packet header, which is displayed by the message.

IPX.099**Level:** P-TRACE**Short Syntax:** IPX.099 RIP RTR flt DROP pkt frm *source_net/ source_node*, nt *network ID***Long Syntax:** IPX.099 RIP Router filter DROP packet from *source_net/ source_node*, net *network ID***Description:** A RIP packet has been DROPPED by the RIP Router filter on the given interface. The RIP Router filter is based upon the *source_node* in the IPX packet header, which is displayed by the message.

IPX.100**Level:** P-TRACE**Short Syntax:** IPX.100 RIP *iodir* flt PASS IPX net *ipx_network* , nt *network ID***Long Syntax:** IPX.100 RIP *iodir* filter PASS IPX network number *ipx_network*, net *network ID***Description:** A RIP routing information entry for the given IPX network number has successfully PASSED through the RIP filter on the given interface in the stated filtering direction, which is either inbound or outbound.

IPX.101**Level:** P-TRACE**Short Syntax:** IPX.101 RIP *iodir* flt DROP net *ipx_network* , nt *network ID***Long Syntax:** IPX.101 RIP *iodir* filter DROP network *ipx_network*, net *network ID***Description:** A RIP routing information entry for the given IPX network number has been DROPPED by the RIP filter on the given interface in the stated filtering direction, which is either inbound or outbound.

IPX.102**Level:** P-TRACE**Short Syntax:** IPX.102 SAP *iodir* flt PASS typ *service_type* nm [*service_name*],
service_hops hops, nt *network ID***Long Syntax:** IPX.102 SAP *iodir* filter PASS type *service_type* name [*service_name*],
hops *service_hops*, net *network ID***Description:** A SAP routing information entry for the given IPX network number has successfully PASSED through the SAP filter on the given interface in the stated filtering direction, which is either inbound or outbound.

IPX.103**Level:** P-TRACE**Short Syntax:** IPX.103 SAP *iodir* flt DROP typ *service_type* nm [*service_name*],
service_hops hops, nt *network ID***Long Syntax:** IPX.103 SAP *iodir* filter DROP type *service_type* name [*service_name*],
hops *service_hops*, net *network ID***Description:** A SAP routing information entry for the given IPX network number has been DROPPED by the SAP filter on the given interface in the stated filtering direction, which is either inbound or outbound.

IPX.104**Level:** P-TRACE**Short Syntax:** IPX.104 IPX *iodir* flt PASS typ *packet_type* *source_net/ source_node*.
source_socket -> *dest_net/ dest_node*. *dest_socket*, *service_hops* hops, nt *network ID***Long Syntax:** IPX.104 IPX *iodir* filter PASS type *packet_type*, *source_net/ source_node*.
source_socket -> *dest_net/ dest_node*. *dest_socket*, hops *service_hops*, net *network ID***Description:** An IPX packet has PASSED through the IPX filter on the given interface in the stated filtering direction, which is either inbound or outbound.

IPX.105**Level:** P-TRACE**Short Syntax:** IPX.105 IPX *iodir* flt DROP typ *packet_type* *source_net/ source_node*.
source_socket -> *dest_net/ dest_node*. *dest_socket*, *service_hops* hops, nt *network ID***Long Syntax:** IPX.105 IPX *iodir* filter DROP type *packet_type*, *source_net/ source_node*.
source_socket -> *dest_net/ dest_node*. *dest_socket*, hops *service_hops*, net *network ID***Description:** An IPX packet has been DROPPED by the IPX filter on the given interface in the stated filtering direction, which is either inbound or outbound.

IPX.106**Level:** U-INFO**Short Syntax:** IPX.106 rcvd ping *packet_type* pkt *source_net/ source_node* ->
*destination_net/ destination_node***Long Syntax:** IPX.106 received IPXPING *packet_type* packet from *source_net/*
source_node to *destination_net/ destination_node***Description:** This message is generated when an IPXPING packet is received.

IPX.107

Level: UI-ERROR

Short Syntax: IPX.107 IPXWAN *iw_pkttype* pkt rcvd on net *network ID* has common net zero

Long Syntax: IPX.107 IPXWAN *iw_pkttype* packet received on network *network ID* has a common network number of zero

Description: An IPXWAN packet was received indicating that the common network number assigned by the link master is zero. However, the network number must be nonzero since numbered RIP is the negotiated routing type to be used on this link. This can happen when the link master prefers unnumbered RIP and even though it will accept numbered RIP, it does not know how to assign a common network number.

Action: Reconfigure the local IPX node id to be greater than the remote IPX node id to guarantee that this router is the link master and assigns the common network number.

IPX.108

Level: UI-ERROR

Short Syntax: IPX.108 invalid IPX net num set for nt *network ID*, value 0 invalid

Long Syntax: IPX.108 Invalid IPX network number configured for net *network ID*, value 0 invalid

Description: IPX was not enabled on the specified interface because the IPX network number had an invalid value of zero.

Cause: IPX network number was configured as zero. An IPX network number of zero is only allowed on IPXWAN static routing interfaces.

Action: Either configure a non-zero IPX network number on the interface, or enable IPXWAN static routing on the interface.

IPX.109

Level: UI-ERROR

Short Syntax: IPX.109 IPXWAN stat rte for nt *network ID*, but stat rte glob disabled

Long Syntax: IPX.109 IPXWAN static routing enabled on net *network ID*, but static routes and services are globally disabled

Description: Static routes and static services are globally disabled, however the IPXWAN routing type is set to static on the specified interface.

Cause: Configuration error

Action: Either globally enable static routes and static services or configure IPXWAN to use a routing type other than static.

IPX.110

Level: UI-ERROR

Short Syntax: IPX.110 stat rte invalid on nt *network ID*

Long Syntax: IPX.110 Static route cannot be configured on net *network ID*

Description: Static route cannot be configured on this type of interface.

Cause: Configuration error

Action: Do not configure static routes on this type of interface.

Integrated Services Digital Network (ISDN)

This chapter describes Integrated Services Digital Network (ISDN) messages. For information on message content and how to use the message, refer to the Introduction.

ISDN.001

Level: CE-ERROR

Short Syntax: ISDN.001 I_ERR (0x *status*) len(*msglen*) on rcv nt *network ID*

Long Syntax: ISDN.001 Packet received with I_ERR set (status = 0x *status*) or bad length(*msglen*), on network *network ID*

Description: YDC ISDN: isdny_rx() received a buffer from the driver with the error flag set or with a length less than the minimum.

Action: Report this event to customer service.

ISDN.002

Level: UE-ERROR

Short Syntax: ISDN.002 RX bad type (0x *type*) on nt *network ID*

Long Syntax: ISDN.002 Received an unrecognized packet type (0x *type*), on network *network ID*

Description: YDC ISDN: isdny_rx() received a packet with an unrecognized type.

Action: Report this event to customer service.

ISDN.003

Level: C-INFO

Short Syntax: ISDN.003 ConnID 0x *ConnID* Status msg cause (0x *cause0*:0x *cause1*) *message* on nt *network ID*

Long Syntax: ISDN.003 ConnID (0x *ConnID*) Received a status message from the ISDNcard: Cause field 0x *cause0*:0x *cause1* (*message*) on network *network ID*

Description: isdny_rx() received a status message from the ISDN card.

ISDN.004

Level: C-INFO

Short Syntax: ISDN.004 ConnID 0x *ConnID* *message displaystring* (cause 0x *cause0*:0x *cause1*) on nt *network ID*

Long Syntax: ISDN.004 ConnID (0x *ConnID*) received a *message* (*displaystring*) from the ISDNcard: Cause field 0x *cause0*:0x *cause1* on network *network ID*

Description: isdny_rx() received an NLS Display Information status message from the ISDN card. This may reflect error conditions at the network interface.

Action: If the network interface will not come up, contact customer service, and/or your local service provider.

ISDN.005**Level:** UE-ERROR**Short Syntax:** ISDN.005 ConnID 0x *ConnID* Bad msg (0x *message*) in stt *state*, sts 0x *status*, len *length*, cse(0x *cause1*:0x *cause2*) nt *network ID***Long Syntax:** ISDN.005 ConnID 0x *ConnID* received an unexpected message (0x *message*) in state *state*, status 0x *status*, length *length*, cause (0x *cause1*:0x *cause2*) on network *network ID***Description:** isdny_rx() received an unexpected packet in its current state.**Action:** Report this event to customer service.

ISDN.006**Level:** UE-ERROR**Short Syntax:** ISDN.006 Bad Config nt *network ID***Long Syntax:** ISDN.006 The ISDN network interface configuration for network *network ID* is bad.**Description:** The configuration of the ISDN network for this port is incomplete, missing, or inconsistent.**Action:** Verify that the ISDN configuration for this interface includes at least the Local Address.

ISDN.007**Level:** UE-ERROR**Short Syntax:** ISDN.007 Download failed (0x *dlstat*), PUD status(0x *pudstat*) nt *network ID***Long Syntax:** ISDN.007 Download of the ISDN network interface card failed with status 0x *dlstat*, Power-Up Diagnostics code 0x *pudstat* for network *network ID*.**Description:** Either power-up diagnostics results inhibit download, or the download image itself was corrupted.**Action:** Report this event to customer service.

ISDN.008**Level:** C-INFO**Short Syntax:** ISDN.008 Download OK, PUD status (0x *pudstat*) nt *network ID***Long Syntax:** ISDN.008 Download of the ISDN network interface card succeeded, Power-Up Diagnostics returned 0x *pudstat* for network *network ID*.**Description:** Download of the ISDN smart card completed normally.

ISDN.009**Level:** UE-ERROR**Short Syntax:** ISDN.009 Config bad st (0x *cfgstat*) nt *network ID***Long Syntax:** ISDN.009 The ISDN network interface card rejected configuration with the status 0x *cfgstat* for network *network ID*.**Description:** Part of the ISDN smart card configuration is inconsistent or missing.**Action:** Report this event to customer service.

ISDN.010**Level:** C-INFO**Short Syntax:** ISDN.010 Config ok nt *network ID***Long Syntax:** ISDN.010 Configuration of the ISDN network interface card succeeded for network *network ID*.**Description:** Configuration of the ISDN smart card completed normally.

ISDN.011**Level:** UE-ERROR**Short Syntax:** ISDN.011 Board Down DCT flags in (0x *idctst*) out (0x *odctst*) nt *network ID***Long Syntax:** ISDN.011 INIDEV of the ISDN network interface card failed, DCT flags for input and output are 0x *idctst* and 0x *odctst* respectively for network *network ID*.**Description:** The ISDN card isn't responding to driver initialization attempts.**Action:** Test the network interface. If this does not correct the problem, restart the router. Report this error to customer service.

ISDN.012**Level:** UE-ERROR**Short Syntax:** ISDN.012 Dead Board nt *network ID***Long Syntax:** ISDN.012 The ISDN network interface card for network *network ID* is dead.**Description:** The ISDN interface card is not responding at all. A router restart is required (at minimum).**Action:** Verify that the correct slot was specified in the device configuration, and restart the card. If it still fails, reseal the card in the router. Lastly, contact customer service and report a hardware failure.

ISDN.013**Level:** U-INFO**Short Syntax:** ISDN.013 Board reset complete nt *network ID***Long Syntax:** ISDN.013 The ISDN network interface card for network *network ID* has been reset. Attempting download.**Description:** The board crashed. As the first step in recovering, we reset it.**Action:** Report this event to customer service.

ISDN.014**Level:** UE-ERROR**Short Syntax:** ISDN.014 Unexpected state (*state1*) instead of *state2* nt *network ID***Long Syntax:** ISDN.014 ISDN handler state (*state1*) is different from that expected (*state2*) for internal event on network *network ID*.**Description:** An event occurred in a state that is inconsistent with the design of the FSM.**Action:** Report this event to customer service.

ISDN.015**Level:** C-INFO**Short Syntax:** ISDN.015 Chn *channel* FSM st *state1* ev *event* -> *state2* nt *network ID***Long Syntax:** ISDN.015 Channel *channel* FSM transition occurred: old state *state1*, event *event*, new state *state2* on network *network ID*.**Description:** An FSM transition occurred.

ISDN.016**Level:** U-INFO**Short Syntax:** ISDN.016 Chn *channel* ConnID 0x *ConnID* FSM odd stt *state1* ev *event* -> *state2* nt *network ID***Long Syntax:** ISDN.016 Channel *channel* ConnID 0x *ConnID* unusual FSM state transition occurred: old state *state1*, event *event*, new state *state2* on network *network ID*.**Description:** A transition occurred in the ISDN handler's channel FSM contrary to the normal path, because of resource shortages, or synchronization problem between the interface card and the router.**Action:** Report this event to customer service.

ISDN.017**Level:** UE-ERROR**Short Syntax:** ISDN.017 Chn *channel* N-CONN-RQ bad iostat 0x *status* nt *network ID***Long Syntax:** ISDN.017 An N-CONN-RQ I/O request for channel *channel* completed with status 0x *status* network *network ID*.**Description:** The ISDN handler sent an N-CONN-RQ to the interface card, but the transfer did not complete successfully.**Action:** Report this event to customer service.

ISDN.018**Level:** UE-ERROR**Short Syntax:** ISDN.018 No Hchn *channel* A-DISC-RQ nt *network ID***Long Syntax:** ISDN.018 A client issued a disconnect request for a connection (*channel*) unrecognized by the handler on network *network ID*.**Description:** A client of the ISDN handler issued a disconnect request (*isdny_client_DR*) for a connection unknown to the handler. This indicates a serious synchronization problem between the handler and its client.**Action:** Report this event to customer service.

ISDN.019**Level:** UE-ERROR**Short Syntax:** ISDN.019 Bd stats cmp sts 0x *status* nt *network ID***Long Syntax:** ISDN.019 A statistics request to the interface card was returned with a bad status (0x *status*) for network *network ID*.**Description:** The handler for the CNX YDC ISDN card regularly issues statistics requests to the ISDN card, and the status on this request was bad. This may indicate a slight congestion problem on the control queue between the router and the card, or, if it persists, it may indicate a problem with the card.

Action: If this problem persists, test the network interface. If it is a persistent problem, report the event to customer service.

ISDN.020

Level: U-TRACE

Short Syntax: ISDN.020 Chn *channel* ConnID 0x *ConnID* Rxd Dt Pkt In *msglen* bd stt *state* nt *network ID*

Long Syntax: ISDN.020 Channel *channel* ConnID 0x *ConnID* : received a Data Packet of length (*msglen*) in wrong state (*state*) from network *network ID*.

Description: The handler for the CNX YDC ISDN card received a data packet for the indicated channel, but the channel was not in Data Transfer state. This may delay the establishment of the Serial Link over the connection for several seconds. This usually indicates a misordering in the receipt of signalling and data packets from the network interface.

Action: Report this event to customer service.

ISDN.021

Level: P-TRACE

Short Syntax: ISDN.021 Chn *channel* ConnID 0x *ConnID* RxD Pkt In *msglen* nt *network ID*

Long Syntax: ISDN.021 Channel *channel* ConnID 0x *ConnID* received a Data Packet of length (*msglen*) from network *network ID*.

Description: The handler for the CNX YDC ISDN card received a data packet for the indicated channel in Data Transfer state.

ISDN.022

Level: U-TRACE

Short Syntax: ISDN.022 ConnID 0x *ConnID* Rxd *msgtype* Pkt In *msglen* bd stt *state* nt *network ID*

Long Syntax: ISDN.022 ConnID 0x *ConnID* received a *msgtype* Packet of length (*msglen*) in wrong state (*state*) from network *network ID*.

Description: The handler for the CNX YDC ISDN card received a control packet for the indicated channel, but the channel was not in the appropriate state.

Action: Report this event to customer service.

ISDN.023

Level: C-TRACE

Short Syntax: ISDN.023 ConnID 0x *ConnID* Rxd N_STAT_IN In *msglen* cause 0x *cause1*:0x *cause2* nt *network ID*

Long Syntax: ISDN.023 ConnID 0x *ConnID* received a N_STAT_IN message of length (*msglen*) cause 0x *cause1*:0x *cause2* from network *network ID*.

Description: The handler for the CNX YDC ISDN card received a Status Indication for the indicated connection.

ISDN.024**Level:** UE-ERROR**Short Syntax:** ISDN.024 Start Rq bd st (0x *startstatus*) nt *network ID***Long Syntax:** ISDN.024 The ISDN network interface card rejected a N_START_RQ with the status 0x *startstatus* for network *network ID*.**Description:** The ISDN interface card is not in a consistent state with the handler.**Action:** Report this event to customer service.

ISDN.025**Level:** C-INFO**Short Syntax:** ISDN.025 Start ok nt *network ID***Long Syntax:** ISDN.025 Start of the ISDN network interface card succeeded for network *network ID*.**Description:** Start of the ISDN smart card completed normally.

ISDN.026**Level:** C-INFO**Short Syntax:** ISDN.026 Hndlr inidev() st *state* nt *network ID***Long Syntax:** ISDN.026 Handler inidev() from state *state* for network *network ID*.**Description:** Initialization of the device interface by the device handler.

ISDN.027**Level:** C-INFO**Short Syntax:** ISDN.027 Hndlr N_START_RQ nt *network ID***Long Syntax:** ISDN.027 Handler sent N_START_RQ for network *network ID*.**Description:** N_START_RQ sent to device interface.

ISDN.028**Level:** C-INFO**Short Syntax:** ISDN.028 Can't N_START_RQ DCT i/o flg (0x *istatus*:0x *ostatus*) nt *network ID***Long Syntax:** ISDN.028 Either the device status (0x *istatus*:0x *ostatus*) or the lack of a buffer prevented an N_START_RQ to the ISDN CNX YDC port for network *network ID*.**Description:** The handler has to send an N_START_RQ to initiate transfers, but can't.

ISDN.029**Level:** UE-ERROR**Short Syntax:** ISDN.029 Brd Crsh -- rstrng: nt *network ID***Long Syntax:** ISDN.029 Interface software crash, attempting restart nt *network ID***Description:** The ISDN CNX YDC board software has crashed (LOG_EXIT).**Action:** Report this event to customer service.

ISDN.030**Level:** UE-ERROR**Short Syntax:** ISDN.030 Tx Frm too long (*frame* > *configsize*) nt *network ID***Long Syntax:** ISDN.030 The size of the frame (*frame*) passed to the ISDN handler for transmission exceeded the maximum size configured (*configsize* -- less one) net *network ID***Description:** The ISDN CNX YDC card restricts the transmit size to be one less than the maximum configured, and discards any frames that exceed this length. Check the encapsulator packet size. It should be smaller than the ISDN frame size less one and less any encapsulator headers.

ISDN.031**Level:** U-INFO**Short Syntax:** ISDN.031 Cll rfsd frm *FromAddress: FromSubAddress* to *ToAddress: ToSubAddress* on nt *network ID***Long Syntax:** ISDN.031 Incoming Call Refused from *FromAddress: FromSubAddress* to *ToAddress: ToSubAddress* on net *network ID***Description:** An N_CONN_IND was received from the ISDN network, but no registered client chose to accept it.**Action:** Check the reported address against those configured. It may be that the remote router's configuration is in error, or that some device on the ISDN network is calling the wrong number.

ISDN.032**Level:** C-INFO**Short Syntax:** ISDN.032 Chn *Channel* ConnID 0x *ConnID* Cll Txcmp on nt *network ID***Long Syntax:** ISDN.032 Channel *Channel* ConnID 0x *ConnID*: transfer of N_CONN_RQ to ISDN smart card completed on net *network ID***Description:** A connection has been successfully initiated.

ISDN.033**Level:** C-INFO**Short Syntax:** ISDN.033 Chn *Channel* ConnID 0x *ConnID* FSM st *state1* ev *event* -> *state2* nt *network ID***Long Syntax:** ISDN.033 Channel *Channel* ConnID 0x *ConnID* FSM transition: old state *state1*, event *event*, new state *state2* on network *network ID*.**Description:** An FSM transition occurred.

ISDN.034**Level:** U-INFO**Short Syntax:** ISDN.034 Chn UN ConnID UNAS callout rfsd (no chnl/destrsp) nt *network ID***Long Syntax:** ISDN.034 Channel (unassigned) ConnID (unassigned) call out refused (no channel available, or destination not responding) on network *network ID*.**Description:** Connection setup failed, either because no spare channel was available, or the destination has refused (retry-count) previous calls within the timeout period. In the latter case, a subsequent attempt will proceed once the timeout has expired.**Action:** Verify that the address configured for the dial circuits is correct, and that at least one of the two channels (locally and at the destination) is currently unassigned.

ISDN.035**Level:** U-INFO**Short Syntax:** ISDN.035 Inv Chn (0x *Channel*) ConnID 0x *ConnID* ev message nt network *ID***Long Syntax:** ISDN.035 Invalid Channel (0x *Channel*) ConnID 0x *ConnID* in message *message* on network *network ID*.**Description:** The channel type in a message received from the interface card was invalid. The message was ignored or rejected.**Action:** This may indicate that the ISDN switch to which the interface card is connected is trying to initialize connections on channels that the software cannot recognize. One instance of note may be the unassigned value (reported as 0xFF, but actually 0x0), which, if it persists, may prevent any connections. Contact customer service.

ISDN.036**Level:** ALWAYS**Short Syntax:** ISDN.036 Bad drct Tx prot *Protocol*, remap to dial circuit on nt network *ID***Long Syntax:** ISDN.036 Some forwarder (*Protocol*) has attempted to transmit directly over the ISDN network *network ID***Description:** Transmits over the ISDN network are only supposed to be done via an associated dial circuit, which will do an appropriate encapsulation. This event was caused by a mistake in the configuration of the forwarders. No forwarder should be configured to use the ISDN network. To bound the number of these messages, they will be logged only a fraction of the actual events.**Cause:** A forwarder (IP, IPX, etc) address was assigned to the ISDN interface.**Action:** Delete the address, and (probably) re-assign it to a dial circuit (which is itself mapped to the ISDN network).**Cause:** The bridge or other forwarder has been configured to use the ISDN interface.**Action:** Remove the ISDN interface as a port used by the bridge or forwarder.

ISDN.037**Level:** UE-ERROR**Short Syntax:** ISDN.037 Stat Rq bd st (0x *startstatus*) nt network *ID***Long Syntax:** ISDN.037 The ISDN network interface card rejected a N_STAT_RQ (parameter download) with the status 0x *startstatus* for network *network ID*.**Description:** The ISDN interface card failed to accept the configuration parameters sent down by the router and initialize properly.**Action:** Report this event to customer service.

ISDN.038**Level:** C-INFO**Short Syntax:** ISDN.038 Parameter download ok nt network *ID***Long Syntax:** ISDN.038 Parameter download for the ISDN network interface card succeeded for network *network ID*.**Description:** The ISDN card accepted and initialized correctly with the configuration parameters passed down from the router.

ISDN.039**Level:** C-INFO**Short Syntax:** ISDN.039 Hndlr N_STAT_RQ nt *network ID***Long Syntax:** ISDN.039 Handler sent N_STAT_RQ for network *network ID*.**Description:** N_STAT_RQ sent to device interface.

ISDN.040**Level:** C-INFO**Short Syntax:** ISDN.040 Can't N_STAT_RQ DCT i/o flg (0x *istatus*:0x *ostatus*) nt *network ID***Long Syntax:** ISDN.040 Either the device status (0x *istatus*:0x *ostatus*) or the lack of a buffer prevented an N_STAT_RQ to the ISDN CNX port for network *network ID*.**Description:** The handler has to send an N_STAT_RQ for configuration parameter download, but can't.

ISDN.041**Level:** U-INFO**Short Syntax:** ISDN.041 Too many non-resp, will try later nt *network ID***Long Syntax:** ISDN.041 Too many non-responses, will try later on network *network ID*.**Description:** The destination has refused (retry-count) previous calls within the timeout period. A subsequent attempt will proceed once the timeout has expired.**Action:** Verify that the address configured for the dial circuits is correct, and that at least one of the two channels (locally and at the destination) is currently unassigned.

ISDN.042**Level:** C-TRACE**Short Syntax:** ISDN.042 *event* nt *network ID***Long Syntax:** ISDN.042 *event* on network *network ID*.**Description:** Trace of Physical layer events.

ISDN.043**Level:** C-TRACE**Short Syntax:** ISDN.043 *packet***Long Syntax:** ISDN.043 *packet*.**Description:** ISDN packet trace.

Panic isdnym**Short Syntax:** YDC ISDN: mem alloc fld**Description:** The YDC ISDN network handler failed to allocate sufficient memory during the initialization phase.**Action:** Contact customer service.

Intermediate System-Intermediate System Protocol (ISIS)

This chapter describes Intermediate System-Intermediate System Protocol (ISIS) messages. For information on message content and how to use the message, refer to the Introduction.

ISIS.001

Level: UE-ERROR

Short Syntax: ISIS.001 OSI protocol does not run over *nettype/ n_net*

Long Syntax: ISIS.001 OSI protocol does not run over *nettype/ n_net*

Description: OSI was configured to run over a type of network which currently doesn't support OSI.

ISIS.002

Level: UE-ERROR

Short Syntax: ISIS.002 received incomplete isis pdu

Long Syntax: ISIS.002 received incomplete isis packet

Description: A packet fragment recognized as an ISIS packet was received.

ISIS.003

Level: UE-ERROR

Short Syntax: ISIS.003 received isis pdu with a bad version # = *version_number*

Long Syntax: ISIS.003 received packet with a bad version number, vers = *version_number*

Description: An ISIS packet was received but had a bad or unsupported version number.

ISIS.004

Level: UE-ERROR

Short Syntax: ISIS.004 received isis pdu with a bad id length = *id_length*

Long Syntax: ISIS.004 received packet with a bad ID length = *id_length*

Description: An ISIS packet was dropped because it had a bad ID length.

ISIS.005

Level: P_TRACE

Short Syntax: ISIS.005 *pdu_type* rcvd on int *interface* source id *source_id*

Long Syntax: ISIS.005 *pdu_type* received on interface *interface* source id *source_id*

Description: An ISIS packet was received.

ISIS.006

Level: UE-ERROR

Short Syntax: ISIS.006 received isis pdu *pdu_type* with bad header length = *hdr_length*

Long Syntax: ISIS.006 received packet, type= *pdu_type*, with a bad header length = *hdr_length* bytes

Description: An ISIS packet with a bad header length has been dropped.

ISIS.007

Level: UE-ERROR

Short Syntax: ISIS.007 received pdu *pdu_type* with out of range area address, length = *add_length*

Long Syntax: ISIS.007 received packet, type= *pdu_type*, with an out of range area address length = *add_length*

Description: An IS-IS packet with an out of range area address has been dropped.

ISIS.008

Level: UE-ERROR

Short Syntax: ISIS.008 isis pdu *pdu_type* received with a bad option *opt_code* length = *opt_length*

Long Syntax: ISIS.008 received packet, type= *pdu_type*, with a bad option, code= *opt_code*, length = *opt_length*

Description: An ISIS packet with an unknown PDU type has been dropped.

ISIS.009

Level: UE-ERROR

Short Syntax: ISIS.009 received isis pdu *pdu_type* with invalid option *opt_code*

Long Syntax: ISIS.009 received packet *pdu_type* with an invalid option = *opt_code*

Description: An ISIS packet with an invalid option has been dropped.

ISIS.010

Level: UE-ERROR

Short Syntax: ISIS.010 received isis pdu *pdu_type* with multiple authentication fields

Long Syntax: ISIS.010 received packet, type= *pdu_type*, with multiple authentication fields

Description: An ISIS packet with multiple authentication fields has been dropped.

ISIS.011

Level: UE-ERROR

Short Syntax: ISIS.011 isis pdu *pdu_type* dropped - unsupported password type = *pwd_type*

Long Syntax: ISIS.011 received packet, type= *pdu_type*, with unsupported password type = *pwd_type*

Description: An ISIS packet with an unsupported password type has been dropped.

ISIS.012

Level: UE-ERROR

Short Syntax: ISIS.012 isis pdu *pdu_type* dropped - authentication failure

Long Syntax: ISIS.012 received packet, type= *pdu_type* - authentication failure

Description: An ISIS packet failed authentication, packet dropped.

ISIS.013**Level:** UE-ERROR**Short Syntax:** ISIS.013 isis pdu *pdu_type* dropped - bad pdu length = *pdu_length***Long Syntax:** ISIS.013 received packet, type= *pdu_type*, with a bad pdu length = *pdu_length* bytes**Description:** An ISIS packet with a bad header length has been dropped.

ISIS.014**Level:** UE-ERROR**Short Syntax:** ISIS.014 isis pdu *pdu_type* dropped - out of order options**Long Syntax:** ISIS.014 received packet, type= *pdu_type*, has out of order options**Description:** An ISIS packet with out of order options has been dropped.

ISIS.015**Level:** UE-ERROR**Short Syntax:** ISIS.015 isis pdu *pdu_type* dropped - out of range prefix address, length = *add_length***Long Syntax:** ISIS.015 received packet, type= *pdu_type*, with an out of range prefix address length = *add_length***Description:** An IS-IS packet with an out of range prefix address has been dropped.

ISIS.016**Level:** UE_ERROR**Short Syntax:** ISIS.016 mismatch between subnet type and net type on *nettype/ netnum***Long Syntax:** ISIS.016 mismatch between subnet type and net type on *nettype/ netnum***Description:** While bringing up a network, an inconsistency between the ISIS subnet type and the network type was discovered.

ISIS.017**Level:** UE_ERROR**Short Syntax:** ISIS.017 invalid subnet type on *nettype/ netnum***Long Syntax:** ISIS.017 invalid subnet type on *nettype/ netnum***Description:** Couldn't bring up the ISIS subnet due to an invalid subnet type.

ISIS.018**Level:** UE_ERROR**Short Syntax:** ISIS.018 isis turned off on lan - not started on *nettype/ netnum***Long Syntax:** ISIS.018 ISIS turned off on lan, ISIS not started on *nettype/ netnum***Description:** Couldn't start ISIS on the LAN because ISIS is configured to be off.

ISIS.019

Level: UE_ERROR

Short Syntax: ISIS.019 adjacency not established - no common area

Long Syntax: ISIS.019 Adjacency rejected because it doesn't have a matching area address

Description: The adjacency is rejected because it doesn't have an area address that matches one in the router's set of area addresses.

ISIS.020

Level: UE_ERROR

Short Syntax: ISIS.020 no free IS adjacencies

Long Syntax: ISIS.020 No free IS adjacency structures

Description: Unable to get an IS adjacency structure from the free list.

ISIS.021

Level: UE_ERROR

Short Syntax: ISIS.021 adjacency not established - system type mismatch

Long Syntax: ISIS.021 Adjacency rejected due to a system type mismatch

Description: Adjacency rejected due to a mismatch between the remote system and the router IS type.

ISIS.022

Level: UE_ERROR

Short Syntax: ISIS.022 send of isis pkt failed on *nettype/ netnum*

Long Syntax: ISIS.022 Send of an ISIS packet on *nettype/ netnum* failed

Description: An attempt to send an ISIS packet on the specified interface failed.

ISIS.023

Level: P_TRACE

Short Syntax: ISIS.023 Not Used

Long Syntax: ISIS.023 Not Used

Description: Not Used

ISIS.024

Level: P_TRACE

Short Syntax: ISIS.024 iipph pdu sent on *nettype/ netnum*

Long Syntax: ISIS.024 ISIS point-to-point hello packet sent on *nettype/ netnum*

Description: An ISIS point-to-point packet was successfully transmitted on the specified interface.

ISIS.025**Level:** UE_ERROR**Short Syntax:** ISIS.025 no memory for Isu**Long Syntax:** ISIS.025 No memory available for the link state update**Description:** No memory available for the link state update - entering the wait state.

ISIS.026**Level:** UE_ERROR**Short Syntax:** ISIS.026 isis pdu not prcssd - sbnt not cnfg'd on *nettype/ netnum***Long Syntax:** ISIS.026 ISIS pkt not processed - subnet not configured on *nettype/ netnum***Description:** An ISIS packet was not processed because the subnet was nonexistent or inactive on the interface.

ISIS.027**Level:** UE_ERROR**Short Syntax:** ISIS.027 isis pdu not processed - pvc not configured**Long Syntax:** ISIS.027 ISIS pkt not processed over X25 interface - PVC not configured**Description:** ISIS pkt not processed over the specified X25 interface - couldn't find the PVC.

ISIS.028**Level:** UE_ERROR**Short Syntax:** ISIS.028 isis pdu not processed - isis turned off on *nettype/ netnum***Long Syntax:** ISIS.028 ISIS packet not processed - ISIS turned off on *nettype/ netnum***Description:** An ISIS packet was not processed because ISIS was configured to be off on the specified interface.

ISIS.029**Level:** UE_ERROR**Short Syntax:** ISIS.029 isis pdu not processed - external domain on *nettype/ netnum***Long Syntax:** ISIS.029 ISIS packet not processed - external domain defined on *nettype/ netnum***Description:** An ISIS packet was not processed because ISIS was configured to be an external domain.

ISIS.030**Level:** UE_ERROR**Short Syntax:** ISIS.030 L2 PDU dropped (type = *pdu_type*) - IS type is L1 only**Long Syntax:** ISIS.030 Level 2 PDU dropped (type = *pdu_type*), IS type is level 1 only**Description:** A level 2 ISIS PDU was dropped because this router is configured with an IS type of level 1 only.

ISIS.031

Level: P_TRACE

Short Syntax: ISIS.031 Not Used

Long Syntax: ISIS.031 Not Used

Description: Not used.

ISIS.032

Level: P_TRACE

Short Syntax: ISIS.032 *pdu_type* sent on int *interface* source id *source_id*

Long Syntax: ISIS.032 *pdu_type* sent on interface *interface* source id *source_id*

Description: An ISIS packet was sent.

ISIS.033

Level: UE-ERROR

Short Syntax: ISIS.033 no job avail to send ISIS packet

Long Syntax: ISIS.033 no i/o buffer available to send isis packet

Description: An attempt to send an ISIS packet failed because of a lack of system i/o buffers.

ISIS.034

Level: P_TRACE

Short Syntax: ISIS.034 LSU queued on circuit *circuit* type *type*

Long Syntax: ISIS.034 A link state update was queued on LAN circuit *circuit* type *type*

Description: A link state update was queued on a LAN circuit do to maximum number of transmission constraints.

ISIS.035

Level: UE_ERROR

Short Syntax: ISIS.035 Transmission failed

Long Syntax: ISIS.035 Transmission failed

Description: The handler returned an error on an attempted transmission.

ISIS.036

Level: UE_ERROR

Short Syntax: ISIS.036 Link State database *type* entering wait state

Long Syntax: ISIS.036 Link State database *type* entering wait state

Description: One of the link state databases entered the waiting state.

ISIS.037

Level: P_TRACE

Short Syntax: ISIS.037 Link State database *type* leaving wait state

Long Syntax: ISIS.037 Link State database *type* leaving wait state

Description: One of the link state databases left the waiting state.

ISIS.038**Level:** P_TRACE**Short Syntax:** ISIS.038 Dijkstra run on level *type***Long Syntax:** ISIS.038 The decision process (Dijkstra) is being run on level *type***Description:** The decision process (Dijkstra) is being run on one of the levels.

ISIS.039**Level:** P_TRACE**Short Syntax:** ISIS.039 Not used**Long Syntax:** ISIS.039 Not used**Description:** Not used.

ISIS.040**Level:** UE_ERROR**Short Syntax:** ISIS.040 Verification of LSP checksum failed, checksum should be *checksum***Long Syntax:** ISIS.040 Verification of LSP checksum failed, checksum should be *checksum***Description:** Verification of a received LSP checksum failed - the user is shown what the checksum should have been.

ISIS.041**Level:** U_INFO**Short Syntax:** ISIS.041 Not Used**Long Syntax:** ISIS.041 Not Used**Description:** Not used.

ISIS.042**Level:** U_INFO**Short Syntax:** ISIS.042 Not Used**Long Syntax:** ISIS.042 Not Used**Description:** Not used.

ISIS.043**Level:** U_INFO**Short Syntax:** ISIS.043 Level *level* adj with IS *sysid* is now 2-way**Long Syntax:** ISIS.043 Level *level* adj with IS *sysid* is now 2-way.**Description:** An IS adj has gone from one-way to two-way and is now in the UP state.

ISIS.044

Level: U_INFO

Short Syntax: ISIS.044 Level *level* adj with IS *sysid* gone from two-way to one-way

Long Syntax: ISIS.044 Level *level* adj with IS *sysid* has gone from being two-way to one-way.

Description: An IS adjacency has gone from being two-way to one-way. The router will rerun the designated router election process and rebuild the pseudonode LSU if it is the designated router.

ISIS.045

Level: U_INFO

Short Syntax: ISIS.045 A new level *level* adj with IS *sysid* has been created

Long Syntax: ISIS.045 A new level *level* adj with IS *sysid* has been created.

Description: A new IS adjacency has been established and placed in the initialization state.

ISIS.046

Level: U_INFO

Short Syntax: ISIS.046 This router has been elected as the level *level* DR on circuit *cct*

Long Syntax: ISIS.046 This router has been elected as the level *level* DR on circuit *cct*

Description: This router has been elected designated router on the specified circuit.

ISIS.047

Level: U_INFO

Short Syntax: ISIS.047 This router has resigned as the level *level* DR on circuit *cct*

Long Syntax: ISIS.047 This router has resigned as the level *level* DR on circuit *cct*

Description: This router has resigned as the designated router on the specified circuit.

ISIS.048

Level: U_INFO

Short Syntax: ISIS.048 System *lanid* has been elected as the level *level* DR on circuit *cct*

Long Syntax: ISIS.048 System *lanid* has been elected as the level *level* DR on circuit *cct*.

Description: The specified system has been elected as the designated router on the specified circuit.

ISIS.049

Level: U_INFO

Short Syntax: ISIS.049 Not Used

Long Syntax: ISIS.049 Not Used

Description: Not Used

ISIS.050**Level:** UE_ERROR**Short Syntax:** ISIS.050 L1 IS-IS Hello dropped - circuit *cct_id* is L2 only**Long Syntax:** ISIS.050 Level 1 IS-IS Hello dropped, circuit *cct_id* is level 2 only**Description:** A level 1 ISIS hello packet was dropped because the circuit is configured as level 2 only.

ISIS.051**Level:** UE_ERROR**Short Syntax:** ISIS.051 LSP dropped - received from non-adjacent system**Long Syntax:** ISIS.051 LSP dropped, received from non-adjacent system**Description:** A link state packet was dropped because it was received from a system to which no "up" adjacency currently exists or an adjacency exists but is the wrong level.

ISIS.052**Level:** UE_ERROR**Short Syntax:** ISIS.052 SNP dropped - received from non-adjacent system**Long Syntax:** ISIS.052 SNP dropped, received from non-adjacent system**Description:** A sequence number packet was dropped because it was received from a system to which no "up" adjacency currently exists or an adjacency exists but is the wrong level.

ISIS.053**Level:** UE_ERROR**Short Syntax:** ISIS.053 LSP buffer size (*lspbfsz*) > datalink block size (*datalinkblksz*) on int *interface* net *nettype/ netinstance***Long Syntax:** ISIS.053 LSP buffer size (*lspbfsz*) is greater than the datalink block size (*datalinkblksz*) on cir *interface* net *nettype/ netinstance***Description:** The datalink block size of the circuit is not large enough to accommodate sending ISIS LSPs.

ISIS.054**Level:** C_INFO**Short Syntax:** ISIS.054 Level *level* PSNP rcvd on ifc *network* dropped - not DR**Long Syntax:** ISIS.054 Level *level* Partial Sequence Number PDU received on interface *network* was dropped because this IS is not the designated router.**Description:** A partial sequence number PDU was dropped because this intermediate system is not the designated router. Only the designated router processes partial sequence number PDUs.

ISIS.055**Level:** UE-ERROR**Short Syntax:** ISIS.055 ISIS input que ovflw**Long Syntax:** ISIS.055 ISIS input queue overflow**Description:** The ISO ISIS input packet queue has overflowed. Packet is dropped.

ISIS.056

Level: UI-ERROR

Short Syntax: ISIS.056 Disabling Integrated ISIS because OSPF is enabled

Long Syntax: ISIS.056 Disabling Integrated ISIS because OSPF is enabled

Description: You cannot enable integrated ISIS if OSPF is enabled because these protocols do not currently coordinate access to the IP routing table.

Cause: Both OSPF and Integrated ISIS are enabled in the SRAM configuration.

Action: Disable either OSPF or Integrated ISIS.

ISIS.057

Level: UE_ERROR

Short Syntax: ISIS.057 Dropped LAN ISIS Hello pkt rcvd on a PTPT link (*netnum*)

Long Syntax: ISIS.057 Dropped LAN ISIS Hello packet received on point-point link (*netnum*)

Description: The router cannot process a LAN ISIS Hello packet received on a point-to-point link and the forwarder drops the packet.

ISIS.058

Level: UE_ERROR

Short Syntax: ISIS.058 Dropped PTPT ISIS Hello pkt rcvd on a LAN link (*netnum*)

Long Syntax: ISIS.058 Dropped PTPT ISIS Hello packet received on a LAN link (*netnum*)

Description: The router cannot process a point-to-point ISIS Hello packet received on a LAN link and the forwarder drops the packet.

ISO OSI Connectionless Network Layer (ISO)

This chapter describes ISO OSI Connectionless Network Layer (ISO) messages. For information on message content and how to use the message, refer to the Introduction.

ISO.001

Level: UE-ERROR

Short Syntax: ISO.001 rcvd incmplt pkt

Long Syntax: ISO.001 received incomplete packet

Description: A packet fragment recognized as an ISO CLNP data packet was received.

ISO.002

Level: UE-ERROR

Short Syntax: ISO.002 rcvd pkt bad NSAP len (= *length*)

Long Syntax: ISO.002 received packet with a bad NSAP length (= *length*)

Description: An ISO CLNP data packet was received with an illegal NSAP length.

ISO.003

Level: UE-ERROR

Short Syntax: ISO.003 rcvd pkt bad chksum = *pkt_chksum*

Long Syntax: ISO.003 received packet with a bad checksum = *pkt_chksum*

Description: An ISO CLNP data packet was received but had a bad checksum.

ISO.004

Level: UE-ERROR

Short Syntax: ISO.004 rcvd pkt bad vers # = *version_number*

Long Syntax: ISO.004 received packet with a bad version number (*vers* = *version_number*)

Description: An ISO CLNP data packet was received but had a bad or unsupported version number.

ISO.005

Level: UE-ERROR

Short Syntax: ISO.005 rcvd pkt bad typ # = *type_field*

Long Syntax: ISO.005 received packet with a bad type field (*vers* = *type_field*)

Description: An ISO CLNP data packet was received but had a bad or unsupported type field.

ISO.006**Level:** UE-ERROR**Short Syntax:** ISO.006 rcvd pkt life exp *source_NSAP* -> *destination_NSAP***Long Syntax:** ISO.006 received packet with an expired lifetime *source_NSAP* -> *destination_NSAP***Description:** An ISO CLNP data packet was received but had a bad checksum.

ISO.007**Level:** UE-ERROR**Short Syntax:** ISO.007 rcvd pkt bad opt *source_NSAP* -> *destination_NSAP***Long Syntax:** ISO.007 received packet with a bad optional parameter *source_NSAP* -> *destination_NSAP***Description:** An ISO CLNP data packet was received with a bad optional parameter.

ISO.008**Level:** UE-ERROR**Short Syntax:** ISO.008 rcvd pkt dest unknw *source_NSAP* -> *destination_NSAP***Long Syntax:** ISO.008 received packet - destination unknown *source_NSAP* -> *destination_NSAP***Description:** An ISO CLNP data packet is received but can not be routed since there is no routing table entry for destination.

ISO.009**Level:** UE-ERROR**Short Syntax:** ISO.009 rcvd pkt no seg prmit *source_NSAP* -> *destination_NSAP***Long Syntax:** ISO.009 received packet-no segmentation permitted *source_NSAP* -> *destination_NSAP***Description:** An ISO CLNP data packet was received which needed segmentation, but the segmentation permitted flag was not set.

ISO.010**Level:** UE-ERROR**Short Syntax:** ISO.010 rcvd pkt cnnt fwd *source_NSAP* -> *destination_NSAP* hndlr err (= *error_code*)**Long Syntax:** ISO.010 received packet cannot forward, handler error *source_NSAP* -> *destination_NSAP* (err= *error_code*)**Description:** An ISO CLNP data packet was received and routed but couldn't be forwarded because of a handler error.

ISO.011**Level:** UE-ERROR**Short Syntax:** ISO.011 CLNP input que ovflw *source_NSAP* -> *destination_NSAP***Long Syntax:** ISO.011 CLNP input queue overflow *source_NSAP* -> *destination_NSAP***Description:** The ISO CLNP input packet queue has overflowed. Packet is dropped.

ISO.012**Level:** UE-ERROR**Short Syntax:** ISO.012 no iob avail to snd err pkt**Long Syntax:** ISO.012 no i/o buffer available to send error packet**Description:** An attempt to send an ISO CLNP error packet failed because of a lack of system i/o buffers.

ISO.013**Level:** UE-ERROR**Short Syntax:** ISO.013 no rte to snd err pkt *source_NSAP -> destination_NSAP***Long Syntax:** ISO.013 no route available to send error packet *source_NSAP -> destination_NSAP***Description:** An attempt to send an ISO CLNP error packet failed because it could not be routed.

ISO.014**Level:** P-TRACE**Short Syntax:** ISO.014 rcvd pkt *source_NSAP -> destination_NSAP***Long Syntax:** ISO.014 received packet *source_NSAP -> destination_NSAP***Description:** An ISO CLNP data packet was received and passed error checking.

ISO.015**Level:** UE-ERROR**Short Syntax:** ISO.015 cnnt fwd err pkt hndlr err (= *error_code*) *source_NSAP -> destination_NSAP***Long Syntax:** ISO.015 cannot forward an error packet, handler error (err= *error_code*) *source_NSAP -> destination_NSAP***Description:** An ISO CLNP error packet couldn't be forwarded because of a handler error.

ISO.016**Level:** UE-ERROR**Short Syntax:** ISO.016 ISO ESIS input que ovflw**Long Syntax:** ISO.016 ISO ESIS input queue overflow**Description:** The ISO ESIS input packet queue has overflowed. Packet is dropped.

ISO.017**Level:** UE-ERROR**Short Syntax:** ISO.017 OSI unknwn init prot id**Long Syntax:** ISO.017 OSI unknown initial protocol identifier**Description:** An ISO CLNP packet has been received with an unknown or unsupported initial protocol identifier.

ISO.018**Level:** P-TRACE**Short Syntax:** ISO.018 rcvd ERR pkt *source_NSAP* -> *destination_NSAP* cd= *error_code***Long Syntax:** ISO.018 received Error packet *source_NSAP* -> *destination_NSAP* code = *error_code***Description:** An ISO CLNP Error packet was received for this router.

ISO.019**Level:** UE-ERROR**Short Syntax:** ISO.019 rcvd DT loc *source_NSAP* -> *destination_NSAP***Long Syntax:** ISO.019 received Data Packet Local *source_NSAP* -> *destination_NSAP***Description:** An ISO CLNP Data packet was received with destination NSAP indicating one of the router's NSAP's.

ISO.020**Level:** P-TRACE**Short Syntax:** ISO.020 sent ERR pkt *destination_NSAP***Long Syntax:** ISO.020 sent Error packet *destination_NSAP***Description:** An ISO CLNP Error packet was sent on receipt of a bad packet.

ISO.021**Level:** UE-ERROR**Short Syntax:** ISO.021 SRAM err-no NSAP for sbnet**Long Syntax:** ISO.021 SRAM error-no NSAP for subnet**Description:** A subnet was defined with no NSAP defined for the subnet or domain.

ISO.022**Level:** UE-ERROR**Short Syntax:** ISO.022 SRAM err-unconcted sbnet**Long Syntax:** ISO.022 SRAM error- unconnected subnet**Description:** A subnet was defined with no NSAP defined for the subnet or domain.

ISO.023**Level:** UE-ERROR**Short Syntax:** ISO.023 SRAM err-rte not insrted err= *error_code* Rt *Destination***Long Syntax:** ISO.023 SRAM error- route not intserted error code = *error_code* Route to *Destination***Description:** A statically configured route could not be inserted into routing table.

ISO.024**Level:** UE-ERROR**Short Syntax:** ISO.024 SRAM err-no adj structs**Long Syntax:** ISO.024 SRAM error-no adjacency structures available**Description:** Not enough adjacency structures have been configured.

ISO.025**Level:** UE-ERROR**Short Syntax:** ISO.025 SRAM err-bad ES rte no sub dom = *domain* int= *interface***Long Syntax:** ISO.025 SRAM error-bad static encoded ES route- no subnet domain = *domain* int = *interface***Description:** An encoded end system route was defined for a non-existent subnet.

ISO.027**Level:** UE-ERROR**Short Syntax:** ISO.027 SRAM err-bad glbl conf**Long Syntax:** ISO.027 SRAM error-bad global configuration**Description:** The OSI forwarder has been enabled, but either no domains have been defined, or the number of routes or adjacency is set to 0.

ISO.028**Level:** UE-ERROR**Short Syntax:** ISO.028 SRAM err-not enough mem**Long Syntax:** ISO.028 SRAM error-not enough memory**Description:** The OSI forwarder could not get the memory needed to operate.

ISO.029**Level:** UE-ERROR**Short Syntax:** ISO.029 OSI configured to be disabled**Long Syntax:** ISO.029 OSI forwarder is configured to be disabled**Description:** The OSI forwarder has not been enabled, either because no global information has been entered or the forwarder has been explicitly disabled.

ISO.030**Level:** UE-ERROR**Short Syntax:** ISO.030 OSI not starting - check config**Long Syntax:** ISO.030 OSI forwarder not starting - check configuration**Description:** The OSI forwarder is not starting because of the way it's configured.

ISO.031**Level:** UE-ERROR**Short Syntax:** ISO.031 rcvd echo dest unkwn *source_NSAP* -> *destination_NSAP***Long Syntax:** ISO.031 received echo packet - destination unknown *source_NSAP* -> *destination_NSAP***Description:** An ISO CLNP echo packet is received but can not be routed since there is no routing table entry for destination.

ISO.032**Level:** UE-ERROR**Short Syntax:** ISO.032 no iob avail to snd echo pkt**Long Syntax:** ISO.032 no i/o buffer available to send echo packet**Description:** An attempt to send an ISO CLNP echo packet failed because of a lack of system i/o buffers.

ISO.033**Level:** UE-ERROR**Short Syntax:** ISO.033 cnnt fwd echo pkt hndlr err (= *error_code*) *source_NSAP* -> *destination_NSAP***Long Syntax:** ISO.033 cannot send an echo packet, handler error (err= *error_code*) *source_NSAP* -> *destination_NSAP***Description:** An ISO CLNP echo packet couldn't be sent because of a handler error.

ISO.034**Level:** P-TRACE**Short Syntax:** ISO.034 sent ECHO rply pkt *destination_NSAP***Long Syntax:** ISO.034 sent ECHO reply packet *destination_NSAP***Description:** An ISO CLNP ECHO reply packet was sent on receipt of a bad packet.

ISO.035**Level:** P-TRACE**Short Syntax:** ISO.035 sent ECHO pkt rqst *destination_NSAP***Long Syntax:** ISO.035 sent ECHO request packet *destination_NSAP***Description:** An ISO CLNP ECHO request packet was sent on receipt of a bad packet.

ISO.036**Level:** P-TRACE**Short Syntax:** ISO.036 rcvd ECHO rqst *source_NSAP* -> *destination_NSAP***Long Syntax:** ISO.036 received Echo Requet *source_NSAP* -> *destination_NSAP***Description:** An ISO CLNP Echo packet was received.

ISO.037**Level:** P-TRACE**Short Syntax:** ISO.037 rcvd ECHO rply *source_NSAP -> destination_NSAP***Long Syntax:** ISO.037 received ECHO reply *source_NSAP -> destination_NSAP***Description:** An ISO CLNP ECHO reply was received.

ISO.038**Level:** P-TRACE**Short Syntax:** ISO.038 DNA pkt forwarded via OSI at level *rtg_lvl***Long Syntax:** ISO.038 DNA packet forwarded via OSI at level *rtg_lvl***Description:** A DNA packet was received and then passed to OSI for forwarding.

ISO.039**Level:** P-TRACE**Short Syntax:** ISO.039 DNA pkt translated to OSI pkt *source_NSAP -> destination_NSAP***Long Syntax:** ISO.039 DNA pkt translated to OSI pkt: *source_NSAP -> destination_NSAP***Description:** A DNA data packet was successfully translated to an OSI data packet.

ISO.040**Level:** P-TRACE**Short Syntax:** ISO.040 Translation of DNA pkt to OSI pkt failed**Long Syntax:** ISO.040 Translation of DNA pkt to OSI pkt failed**Description:** An attempt to translate a DNA data packet to an OSI data packet failed.

ISO.041**Level:** P-TRACE**Short Syntax:** ISO.041 OSI pkt translated to DNA pkt *src -> dst***Long Syntax:** ISO.041 OSI pkt translated to DNA pkt: *src -> dst***Description:** An OSI data packet was successfully translated to a DNA data packet.

ISO.042**Level:** P-TRACE**Short Syntax:** ISO.042 Translation of OSI pkt to DNA pkt failed**Long Syntax:** ISO.042 Translation of OSI pkt to DNA pkt failed**Description:** An attempt to translate an OSI data packet to a DNA data packet failed.

ISO.043**Level:** P-TRACE**Short Syntax:** ISO.043 OSI pkt forwarded via DNA at level *rtg_lvl***Long Syntax:** ISO.043 OSI packet forwarded via DNA at level *rtg_lvl***Description:** An OSI packet was received and then passed to DNA for forwarding.

ISO.044**Level:** UE-ERROR**Short Syntax:** ISO.044 Can't send echo message to local router**Long Syntax:** ISO.044 Can't send an echo message to the local router.**Description:** An attempt was made to send an echo message to the local router. This could occur if a user enters the send command from the console with the local router's NSAP as the destination address.

ISO.045**Level:** UE-ERROR**Short Syntax:** ISO.045 Error PDU rcvd from *src_nsap* on nt *network ID* dropped - SP, MS or E/R flag set**Long Syntax:** ISO.045 Error PDU received from *src_nsap* on network *network ID* dropped because either the segmentation permitted, more segments, or error report flag was set**Description:** An error report PDU was received with either the segmentation permitted, more segments, or error report flag set. These flags are always supposed to be zero for an error PDU. The error PDU is dropped.

ISO.046**Level:** UE-ERROR**Short Syntax:** ISO.046 max SVC adj reached on cir (*routing-circuit*)**Long Syntax:** ISO.046 maximum SVC adjacencies reached on circuit *routing-circuit***Description:** The router cannot forward data on a DA circuit because the circuit already reached maximum allowed adjacencies.

ISO.047**Level:** UE-ERROR**Short Syntax:** ISO.047 no usable DTEs on cir (*routing-circuit*)**Long Syntax:** ISO.047 no usable DTEs on DA circuit (*routing-circuit*)**Description:** Call failures, and all remote DTEs to the DA circuit have timestamps that are more recent than the Recall timer.

ISO.048**Level:** UE-ERROR**Short Syntax:** ISO.048 call tmplt not found for cir (*routing-circuit*)**Long Syntax:** ISO.048 call template not found for circuit (*routing-circuit*)**Description:** Call failure, the router cannot find a Call template for the circuit.

ISO.049**Level:** C-TRACE**Short Syntax:** ISO.049 rcvd clr on cir (*routing-circuit*)**Long Syntax:** ISO.049 received Clear on circuit (*routing-circuit*)**Description:** The router received a Clear Indication on a circuit.

ISO.050**Level:** C-TRACE**Short Syntax:** ISO.050 recall timeout on cir (*routing-circuit*)**Long Syntax:** ISO.050 recall timeout on DA circuit (*routing-circuit*)**Description:** The recall timer on the DA circuit expired.

ISO.051**Level:** C-TRACE**Short Syntax:** ISO.051 rsvr timeout on cir (*routing-circuit*)**Long Syntax:** ISO.051 reserve timeout on DA circuit (*routing-circuit*)**Description:** The reserve timer on a DA SVC expired.

ISO.052**Level:** C-TRACE**Short Syntax:** ISO.052 idle timeout on cir (*routing-circuit*)**Long Syntax:** ISO.052 idle timeout on DA circuit (*routing-circuit*)**Description:** The idle timer on a DA SVC expired.

ISO.053**Level:** C-TRACE**Short Syntax:** ISO.053 calling on cir (*routing-circuit*)**Long Syntax:** ISO.053 calling on circuit (*routing-circuit*)**Description:** The router placed a call for the circuit.

ISO.054**Level:** UE-ERROR**Short Syntax:** ISO.054 max calls on cir (*routing-circuit*)**Long Syntax:** ISO.054 maximum call attempts made on circuit (*routing-circuit*)**Description:** The router made call failures and maximum call attempts on the circuit.

ISO.055**Level:** UE-ERROR**Short Syntax:** ISO.055 cnnt reg with WAN ser on intf *interface***Long Syntax:** ISO.055 cannot register with WAN services on interface *interface***Description:** The protocol cannot register with WAN services on the interface.

ISO.056**Level:** UE-ERROR**Short Syntax:** ISO.056 op on non-exist cir (*routing-circuit*)**Long Syntax:** ISO.056 attempt to operate on a non-existent circuit (*routing-circuit*)**Description:** The router attempted to operate (Enable/Disable) on an unconfigured circuit.

ISO.057

Level: UE-ERROR

Short Syntax: ISO.057 cnnt get X.121 from NASP

Long Syntax: ISO.057 cannot extract the X.121 address from the NSAP given

Description: The destination NSAP is not in X.121-extractable format.

ISO.058

Level: UE-ERROR

Short Syntax: ISO.058 que ovflw on cir (*routing-circuit*)

Long Syntax: ISO.058 buffer queue overflow on DA circuit (*routing-circuit*)

Description: An ISO CLNP output packet queue overflowed. The forwarder dropped the packet.

LCS virtual Network Interface (LCS)

This chapter describes LCS virtual Network Interface (LCS) messages. For information on message content and how to use the message, refer to the Introduction.

LCS.001

Level: P-TRACE

Short Syntax: LCS.001 brd rcv unkwn typ *packet_type* *source_Ethernet_address* -> *destination_Ethernet_address* nt *network*

Long Syntax: LCS.001 broadcast packet received with unknown Ethernet type *packet_type* from host *source_Ethernet_address* to *destination_Ethernet_address* network *network*

Description: A broadcast packet was received with an unknown or unsupported Ethernet type field.

LCS.002

Level: UE-ERROR

Short Syntax: LCS.002 rcv unkwn typ *packet_type* *source_Ethernet_address* -> *destination_Ethernet_address* nt *network*

Long Syntax: LCS.002 packet received with unknown Ethernet type field *packet_type* from *source_Ethernet_address* to *destination_Ethernet_address* network *network*

Description: A non-broadcast packet was received with an unknown or unsupported Ethernet type field.

LCS.003

Level: P-TRACE

Short Syntax: LCS.003 brd 802.3 bd ln *actual_length* *claimed_length* *source_Ethernet_address* -> *destination_Ethernet_address* nt *network*

Long Syntax: LCS.003 broadcast packet received with a bad 802.3 length field actual *actual_length* claimed *claimed_length* from *source_Ethernet_address* to *destination_Ethernet_address* network *network*

Description: A broadcast packet was received with a type field that indicated 802.3 but was shorter than data length claimed in the 802.3 header.

LCS.004

Level: UE-ERROR

Short Syntax: LCS.004 802.3 bd ln *actual_length* *claimed_length* *source_Ethernet_address* -> *destination_Ethernet_address* nt *network*

Long Syntax: LCS.004 packet received with a bad 802.3 length field actual *actual_length* claimed *claimed_length* from *source_Ethernet_address* to *destination_Ethernet_address* network *network*

Description: A non-broadcast packet was received with a type field that indicated 802.3 but was shorter than data length claimed in the 802.3 header.

LCS.005

Level: UI_ERROR

Short Syntax: LCS.005 MAC frm typ *mac_frametype* unex from *hardware_address* nt *network*

Long Syntax: LCS.005 MAC frame type *mac_frametype* unexpected from *hardware_address* network *network*

Description: The handler received a frame with an unexpected frame type.

LCS.006

Level: C-INFO

Short Syntax: LCS.006 LLC unk SAP *DSAP* *source_Ethernet_address* -> *destination_Ethernet_address* nt *network*

Long Syntax: LCS.006 802.2 LLC packet received with unknown DSAP *DSAP* from host *source_Ethernet_address* to *destination_Ethernet_address* network *network*

Description: An 802.2 LLC packet was received from the network with an inactive (unrecognized) DSAP.

LCS.007

Level: C-INFO

Short Syntax: LCS.007 LLC nt typ 1 *LLC_control_type* nt *network*

Long Syntax: LCS.007 802.2 LLC packet received, not Type 1 *LLC_control_type* network *network*

Description: A packet was received from the network that had an LLC but was not a Type 1 LLC.

LCS.008

Level: C-INFO

Short Syntax: LCS.008 LLC RSP *LLC_SSAP* nt *network*

Long Syntax: LCS.008 LLC RESPONSE packet received *LLC_SSAP* network *network*

Description: An LLC response was received from the network.

LCS.009

Level: C-INFO

Short Syntax: LCS.009 LLC XID *LLC_SSAP* nt *network*

Long Syntax: LCS.009 LLC XID packet received *LLC_SSAP* network *network*

Description: An LLC XID packet was received from the network.

LCS.010

Level: C-INFO

Short Syntax: LCS.010 LLC TEST *LLC_SSAP* nt *network*

Long Syntax: LCS.010 LLC TEST packet received *LLC_SSAP* network *network*

Description: An LLC TEST packet was received from the network.

LCS.011**Level:** U-INFO**Short Syntax:** LCS.011 unrec ctl *LLC_control_field* nt *network***Long Syntax:** LCS.011 packet received with unrecognized control field *LLC_control_field* network *network***Description:** A packet was received from the network that had an illegal control field or UI.

LCS.012**Level:** ALWAYS**Short Syntax:** LCS.012 LCS Eth nt *network* set to *eth_vers***Long Syntax:** LCS.012 LCS Ethernet network *network* set to Ethernet *eth_vers***Description:** An ARP frame in the indicated format has been received. The LCS net is set to operate using the indicated Ethernet version.

LCS.013**Level:** UE-ERROR**Short Syntax:** LCS.013 ARP rcv bd hdw type on nt *network* *rec_hdw_type* *exp_hdw_type* *rec_hdw_len* *exp_hdw_len***Long Syntax:** LCS.013 ARP packet received with bad hardware information on network *network*: type received *rec_hdw_type* expected *exp_hdw_type*, length received *rec_hdw_len* expected *exp_hdw_len***Description:** An ARP packet was received in which either the hardware type or hardware length did not match what was expected.

LCS.014**Level:** UE-ERROR**Short Syntax:** LCS.014 ARP rcv bd prot type on nt *network* *rec_prot_type* *exp_prot_type* *rec_prot_len* *exp_prot_len***Long Syntax:** LCS.014 ARP packet received with bad protocol information on network *network*: type received *rec_prot_type* expected *exp_prot_type*, length received *rec_prot_len* expected *exp_prot_len***Description:** An ARP packet was received in which either the protocol type or protocol length did not match what was expected.

LCS.015**Level:** UE-ERROR**Short Syntax:** LCS.015 ARP rcv bd dest addr *dest_address* not *local_addr* on nt *network***Long Syntax:** LCS.015 ARP packet received for destination address *dest_address* not *local_addr* on network *network***Description:** An ARP packet was received in which the destination IP address did not match the local IP address.

LCS.016

Level: UE-ERROR

Short Syntax: LCS.016 ARP rcv bd type *arp_type* on nt *network*

Long Syntax: LCS.016 ARP packet received with unknown type *arp_type* on network *network*

Description: An ARP packet was received which was not a ARP request.

LCS.017

Level: UI-ERROR

Short Syntax: LCS.017 LCS frm rcvd when net not op on nt *network*

Long Syntax: LCS.017 LCS frame received when network *network* is not operational

Description: An LCS frame was received while the network was not enabled for input

LCS.018

Level: P-TRACE

Short Syntax: LCS.018 ARP rsp sent on nt *network*

Long Syntax: LCS.018 An ARP response was sent to the host on network *network*

Description: A ARP response was sent.

LCS.019

Level: P-TRACE

Short Syntax: LCS.019 Eth frm rcvd on nt *network*

Long Syntax: LCS.019 An Ethernet frame was received on network *network*

Description: An Ethernet frame was received.

LCS.020

Level: P-TRACE

Short Syntax: LCS.020 Tok frm rcvd on nt *network*

Long Syntax: LCS.020 A Token-Ring frame was received on network *network*

Description: A Token-Ring frame was received.

LCS.021

Level: C-INFO

Short Syntax: LCS.021 nt *network* set to IP *IP_address*

Long Syntax: LCS.021 network *network* set to IP address *IP_address*

Description: The net handler has been set to an IP address.

LCS.022

Level: P-TRACE

Short Syntax: LCS.022 IP frm sent on nt *network*

Long Syntax: LCS.022 An IP frame was sent on network *network*

Description: An IP frame was sent.

LCS.023

Level: P-TRACE

Short Syntax: LCS.023 FDDI frame rcvd on net *network*

Long Syntax: LCS.023 An FDDI frame was received on network *network*

Description: An FDDI frame was received.

LAN Emulation Client Functions (LEC)

This chapter describes LAN Emulation Client Functions (LEC) messages. For information on message content and how to use the message, refer to the Introduction.

LEC.001

Level: C-INFO

Short Syntax: LEC.001 LEC function entry/exit tracing

Long Syntax: LEC.001 LEC function entry/exit tracing

Description: The user can enable/disable the function entry and exit tracing of the LEC by simply turning on/off the display of this message.

LEC.002

Level: C-INFO

Short Syntax: LEC.002 nt *network entry_exit log_point*

Long Syntax: LEC.002 network *network: lec trace log: entry_exit log_point*

Description: LEC generic function entry/exit

LEC.003

Level: C-INFO

Short Syntax: LEC.003 nt *network entry_exit log_point, D1= arg1*

Long Syntax: LEC.003 network *network: lec trace log: entry_exit log_point, D1= arg1*

Description: LEC generic function entry/exit with one arg

LEC.004

Level: C-INFO

Short Syntax: LEC.004 nt *network entry_exit log_point, D1= arg1, D2= arg2*

Long Syntax: LEC.004 network *network: lec trace log: entry_exit log_point, D1= arg1, D2= arg2*

Description: LEC generic function entry/exit with two args

LEC.005

Level: C-INFO

Short Syntax: LEC.005 nt *network entry_exit log_point, D1= arg1, D2= arg2, D3= arg3*

Long Syntax: LEC.005 network *network: lec trace log: entry_exit log_point, D1= arg1, D2= arg2, D3= arg3*

Description: LEC generic function entry/exit with three args

LEC.006**Level:** C-INFO**Short Syntax:** LEC.006 nt *network trace_type log_point*, conn_handle= *conn_handle***Long Syntax:** LEC.006 network *network*: lec trace log: *trace_type log_point*, conn_handle=*conn_handle***Description:** LEC generic trace msg with one arg - a conn handle

LEC.007**Level:** C-INFO**Short Syntax:** LEC.007 nt *network trace_type log_point*, client_state= *client_state***Long Syntax:** LEC.007 network *network*: lec trace log: *trace_type log_point*, client_state=*client_state***Description:** LEC generic trace msg with one arg - the client state

LEC.008**Level:** UE-ERROR**Short Syntax:** LEC.008 LEC inbnd fr dscrd, bad FC, on nt *network ID*, *word1 word2 word3 word4***Long Syntax:** LEC.008 LEC inbnd fr dscrd, bad FC, on network *network ID*, *word1 word2 word3 word4***Description:** LEC inbound data frame was discarded - bad FC byte

LEC.009**Level:** U-INFO**Short Syntax:** LEC.009 nt *network* LEC state chng from *old_state* to *new_state***Long Syntax:** LEC.009 network *network* LEC client state machine changed from *old_state* to *new_state***Description:** The LEC client state machine (CLSM) keeps track of which state the LEC is currently in. The possible states are: IDLE, LECS_SETUP, CONFIGURE, LES SETUP, JOINING, ARPING FOR BUS, BUS SETUP, and OPERATIONAL.

LEC.010**Level:** U-INFO**Short Syntax:** LEC.010 nt *network* dest state chng from *old_state* to *new_state***Long Syntax:** LEC.010 network *network* LEC destination state machine changed from *old_state* to *new_state***Description:** The LEC destination machine (DSM) keeps track of what state the ARP entry is in. The possible states are: UNKNOWN, ARPING, CYCLING, KNOWN, FLUSHING, and CONNECTED.

LEC.011**Level:** P_TRACE**Short Syntax:** LEC.011 Trace LEC data packet**Long Syntax:** LEC.011 Trace LEC data packet**Description:** Trace LEC data packet

LEC.012**Level:** P_TRACE**Short Syntax:** LEC.012 Trace LEC control packet**Long Syntax:** LEC.012 Trace LEC control packet**Description:** Trace LEC control packet

LEC.013**Level:** C-TRACE**Short Syntax:** LEC.013 nt *network* Rcvd *ctrl_frame* on conn handle *conn_handle* with xid *xid***Long Syntax:** LEC.013 network *network* Received *ctrl_frame* control frame on conn handle *conn_handle* with tran id of *xid***Description:** The LEC received a control frame from the ATM network

LEC.014**Level:** C-TRACE**Short Syntax:** LEC.014 nt *network* Sent *ctrl_frame* on conn handle *conn_handle* with xid *xid***Long Syntax:** LEC.014 network *network* Sent *ctrl_frame* control frame on conn handle *conn_handle* with tran id of *xid***Description:** The LEC sent a control frame over the ATM network

LEC.015**Level:** U-INFO**Short Syntax:** LEC.015 nt *network* *trace_type* *log_point***Long Syntax:** LEC.015 network *network*: lec trace log: *trace_type* *log_point***Description:** lec general information

LEC.016**Level:** U-INFO**Short Syntax:** LEC.016 nt *network* *trace_type* *log_point*, D1= *arg1***Long Syntax:** LEC.016 network *network*: lec trace log: *trace_type* *log_point*, D1= *arg1***Description:** lec general information with one args

LEC.017**Level:** U-INFO**Short Syntax:** LEC.017 nt *network* *trace_type* *log_point*, D1= *arg1*, D2= *arg2***Long Syntax:** LEC.017 network *network*: lec trace log: *trace_type* *log_point*, D1= *arg1*, D2= *arg2***Description:** lec general information with two args

LEC.018**Level:** U-INFO**Short Syntax:** LEC.018 nt *network trace_type log_point*, D1= *arg1*, D2= *arg2*, D3= *arg3***Long Syntax:** LEC.018 network *network*: lec trace log: *trace_type log_point*, D1= *arg1*, D2= *arg2*, D3= *arg3***Description:** lec general information with three args

LEC.019**Level:** C-INFO**Short Syntax:** LEC.019 reserved**Long Syntax:** LEC.019 reserved**Description:** This message is reserved for future use.

LEC.020**Level:** UE-ERROR**Short Syntax:** LEC.020 nt *network error_lvl log_point***Long Syntax:** LEC.020 network *network*: lec error log: *error_lvl log_point***Description:** lec generic error

LEC.021**Level:** UE-ERROR**Short Syntax:** LEC.021 nt *network error_lvl log_point*, D1= *arg1***Long Syntax:** LEC.021 network *network*: lec error log: *error_lvl log_point*, D1= *arg1***Description:** lec generic error with one arg

LEC.022**Level:** UE-ERROR**Short Syntax:** LEC.022 nt *network error_lvl log_point*, D1= *arg1*, D2= *arg2***Long Syntax:** LEC.022 network *network*: lec error log: *error_lvl log_point*, D1= *arg1*, D2= *arg2***Description:** lec generic error with two args

LEC.023**Level:** UE-ERROR**Short Syntax:** LEC.023 nt *network error_lvl log_point*, D1= *arg1*, D2= *arg2*, D3= *arg3***Long Syntax:** LEC.023 network *network*: lec error log: *error_lvl log_point*, D1= *arg1*, D2= *arg2*, D3= *arg3***Description:** lec generic error with three args

LEC.024**Level:** UI-ERROR**Short Syntax:** LEC.024 open frame SAP failed on nt *n_net*, rc= *retcd***Long Syntax:** LEC.024 open frame SAP failed on network *n_net*, rc = *retcd***Description:** open frame SAP failed

LEC.025**Level:** UI-ERROR**Short Syntax:** LEC.025 open call SAP failed on nt *n_net*, rc= *retcd***Long Syntax:** LEC.025 open call SAP failed on network *n_net*, rc = *retcd***Description:** open call SAP failed

LEC.026**Level:** UI-ERROR**Short Syntax:** LEC.026 open data path failed for outgoing call, on nt *n_net*, rc= *retcd***Long Syntax:** LEC.026 open data path failed for outgoing call, on network *n_net*, rc = *retcd***Description:** open data path failed for outgoing call

LEC.027**Level:** UI-ERROR**Short Syntax:** LEC.027 open data path failed for incoming call, on nt *n_net*, rc= *retcd***Long Syntax:** LEC.027 open data path failed for incoming call, on network *n_net*, rc = *retcd***Description:** open data path failed for incoming call

LEC.028**Level:** C-INFO**Short Syntax:** LEC.028 Function *function_name* called, nt *network ID***Long Syntax:** LEC.028 Function *function_name* called, on network *network ID***Description:** ATM LEC function called

LEC.029**Level:** UI-ERROR**Short Syntax:** LEC.029 Start failed, on nt *network ID*, rc= *retcd***Long Syntax:** LEC.029 Start failed, on network *network ID*, rc = *retcd***Description:** Start failed for LEC object

LEC.030**Level:** UI-ERROR**Short Syntax:** LEC.030 create LEC object failed, on nt *network ID*, rc= *retcd***Long Syntax:** LEC.030 create LEC object failed, on network *network ID*, rc = *retcd***Description:** Could not create LEC object

LEC.031**Level:** UI-ERROR**Short Syntax:** LEC.031 usr reg failed, on nt *network ID*, rc= *retcd***Long Syntax:** LEC.031 user registration failed, on network *network ID*, rc = *retcd***Description:** LEC could not register

LEC.032**Level:** UI-ERROR**Short Syntax:** LEC.032 nt *network ID*, ATM nt *network ID* nt nbl**Long Syntax:** LEC.032 on network *network ID*, ATM network *network ID* not enabled**Description:** ATM interface not enabled

LEC.033**Level:** UI-ERROR**Short Syntax:** LEC.033 LEC activate failed, on nt *network ID*, rc= *retcd***Long Syntax:** LEC.033 LEC activate failed, on network *network ID*, rc = *retcd***Description:** LEC activate failed

LEC.034**Level:** UI-ERROR**Short Syntax:** LEC.034 LEC activate complete, on nt *network ID*, rc= *retcd***Long Syntax:** LEC.034 LEC activate complete, on network *network ID*, rc = *retcd***Description:** LEC activate failed.

LEC.035**Level:** UI-ERROR**Short Syntax:** LEC.035 Outbound frame freed, on nt *network ID***Long Syntax:** LEC.035 Outbound frame freed, on network *network ID***Description:** Outbound frame freed

LEC.036**Level:** UI-ERROR**Short Syntax:** LEC.036 Outbound frame queued, on nt *network ID***Long Syntax:** LEC.036 Outbound frame queued, on network *network ID***Description:** Outbound frame queued

LEC.037**Level:** UI-ERROR**Short Syntax:** LEC.037 Transmit failed, on nt *network ID*, rc= *retcd***Long Syntax:** LEC.037 Transmit failed, on network *network ID*, rc = *retcd***Description:** Transmit failed

LEC.038**Level:** UI-ERROR**Short Syntax:** LEC.038 Outbound frame discarded, on nt *network ID*, rsn= *reason*, state= *state*, hndl= *conn_handle***Long Syntax:** LEC.038 Outbound frame discarded, on network *network ID*, reason = *reason*, DSM state = *state*, conn handle = *conn_handle***Description:** Outbound frame discarded

LEC.039**Level:** UI-ERROR**Short Syntax:** LEC.039 LEC inbnd fr dscrd, size *size*, on nt *network ID***Long Syntax:** LEC.039 LEC inbound frame discarded, size *size*, on network *network ID***Description:** LEC inbound data frame was discarded - frame too small

LEC.040**Level:** UI-ERROR**Short Syntax:** LEC.040 LEC inbnd fr dscrd, mcast addr, on nt *network ID***Long Syntax:** LEC.040 LEC inbnd fr dscrd, mcast address, on network *network ID***Description:** LEC inbound data frame was discarded - multicast data rcvd on data direct

LEC.041**Level:** UI-ERROR**Short Syntax:** LEC.041 LEC inbnd fr dscrd, bad mac, on nt *network ID***Long Syntax:** LEC.041 LEC inbnd fr dscrd, bad mac address, on network *network ID***Description:** LEC inbound data frame was discarded - wrong MAC address

LEC.042**Level:** UI-ERROR**Short Syntax:** LEC.042 SRAM nt fnd on dsbl, on nt *network ID***Long Syntax:** LEC.042 SRAM not found after disable, on network *network ID***Description:** Couldn't find the matching SRAM block after user disabled the LEC interface.

LEC.043**Level:** UI-ERROR**Short Syntax:** LEC.043 cancel alarm, on nt *net_no* rc = *rcode*, num *num***Long Syntax:** LEC.043 Bad return from cancel alarm, on network *net_no*, rc = *rcode*, num = *num***Description:** Stopped timer and got bad return code.

LEC.044**Level:** C-TRACE**Short Syntax:** LEC.044 nt *network* Rcvd Topology on conn handle *conn_handle* with xid *xid***Long Syntax:** LEC.044 network *network* Received Topology control frame on conn handle *conn_handle* with tran id of *xid***Description:** The LEC received a Topology control frame from the ATM network

LEC.045**Level:** C-TRACE**Short Syntax:** LEC.045 nt *network* Sent Topology on conn handle *conn_handle* with xid *xid***Long Syntax:** LEC.045 network *network* Sent Topology control frame on conn handle *conn_handle* with tran id of *xid***Description:** The LEC sent a Topology control frame over the ATM network

LEC.046**Level:** UI-ERROR**Short Syntax:** LEC.046 nt *net_no* LEC QoS object addresses unavailable**Long Syntax:** LEC.046 nt *net_no* LEC QoS object addresses unavailable**Description:** The LEC QoS object cannot obtain the object addresses of the LEC.

LEC.047**Level:** UI-ERROR**Short Syntax:** LEC.047 nt *net_no* LEC QoS invld parms, *entity*:(*maxReservedBW*, *trafficType*, *pcr*, *scr*, *qosClass*, *maxBurstSize*),rc= *rcode***Long Syntax:** LEC.047 nt *net_no* LEC QoS invalid parms, *entity*(max= *maxReservedBW* kbps,type= *trafficType*,pcr= *pcr* kbps,scr= *scr* kbps,class= *qosClass*,busrt= *maxBurstSize*),rc= *rcode***Description:** LEC QoS invalid QoS parameters for an entity.

LEC.048**Level:** UI-ERROR**Short Syntax:** LEC.048 nt *net_no* LEC QoS invld TLV rcvd, *entity*:type= *tlvType***Long Syntax:** LEC.048 nt *net_no* LEC QoS invalid TLV received, *entity*:type= *tlvType***Description:** LEC QoS invalid TLV received in a control frame (entity) with tlvType

LEC.049**Level:** UI-ERROR**Short Syntax:** LEC.049 nt *net_no* LEC QoS error updating statisticts, invld type = *statisticType***Long Syntax:** LEC.049 nt *net_no* LEC QoS error updating statisticts, invld type = *statisticType***Description:** LEC QoS invalid type specified while updating statistics

LEC.050**Level:** UI-ERROR**Short Syntax:** LEC.050 nt *net_no* LEC QoS error obtaining config parm *configParm = value1***Long Syntax:** LEC.050 nt *net_no* LEC QoS error obtaining configuration parameter *configParm = value1***Description:** LEC QoS error while obtaining configuration paramter from SRAM

LEC.051**Level:** U-INFO**Short Syntax:** LEC.051 nt *net_no* lec *tableId*: incr tbl sz frm *prevMaxConnEnties* to *newMaxConnEntries* : *statusString***Long Syntax:** LEC.051 nt *net_no* lec *tableId*: increase table size from *prevMaxConnEnties* to *newMaxConnEntries* : Status *statusString***Description:** LEC component increasing the size of a table; operationh status is either SUCCESSFULL or FAILED

LEC.052**Level:** U-INFO**Short Syntax:** LEC.052 nt *net_no* lec *tableId*: decr tbl sz frm *prevMaxConnEnties* to *newMaxConnEntries* : *statusString***Long Syntax:** LEC.052 nt *net_no* lec *tableId*: decrease table size from *prevMaxConnEnties* to *newMaxConnEntries* : Status *statusString***Description:** LEC component decreasing the size of a table; operationh status is either SUCCESSFULL or FAILED

LEC.053**Level:** UI-ERROR**Short Syntax:** LEC.053 Outbnd frm dscrd, on nt *net_no*,frm sz (*frame_size*) xcds cnfgd frm sz (*config_frame_size*)**Long Syntax:** LEC.053 Outbound frame discarded, on network *net_no*, frame size (*frame_size*) exceeds configured frame size (*config_frame_size*)**Description:** An outbound frame was discarded, because the frame's size was larger than the configured frame size.

LEC.054**Level:** UI-ERROR**Short Syntax:** LEC.054 Inbnd frm dscrd, on nt *net_no*,frm sz (*frame_size*) xcds cnfgd frm sz (*config_frame_size*)**Long Syntax:** LEC.054 Inbound frame discarded, on network *net_no*, frame size (*frame_size*) exceeds configured frame size (*config_frame_size*)**Description:** An inbound frame was discarded, because the frame's size was larger than the configured frame size.

LEC.055**Level:** C-INFO**Short Syntax:** LEC.055 FLUSH msg prcssd by Redun IP Gtwy on nt *net_no***Long Syntax:** LEC.055 The LEC received a FLUSH msg that was processed by a Redundant IP Gateway on net *net_no***Description:** The LEC received a FLUSH message that was processed by the Redundant IP Gateway. These messages inform the backup gateways that the primary Gateway is attempting to activate.

LEC.056**Level:** UI-ERROR**Short Syntax:** LEC.056 nt *net*: conn hndl *conn_handle***Long Syntax:** LEC.056 on network *net*, conn handle *conn_handle***Description:** get_vcc_handle called with invalid conn handle.

LEC.057**Level:** DEBUG**Short Syntax:** LEC.057 nt *net_no*:ntrng fn: *function_name*: *parameters***Long Syntax:** LEC.057 nt *net_no*:entering function: *function_name*: *parameters***Description:** The named function was entered

LEC.058**Level:** DEBUG**Short Syntax:** LEC.058 nt *net_no*:xtng fn: *function_name*: *parameters***Long Syntax:** LEC.058 nt *net_no*:exiting function: *function_name*: *parameters***Description:** The named function was exited

LEC.059**Level:** UE-ERROR**Short Syntax:** LEC.059 nt *net_no*:fn: *function_name*:ntry *entry* unknwn dest st *dest_state***Long Syntax:** LEC.059 nt *net_no*:function *function_name*:entry *entry* unknown destination state *dest_state***Description:** In the named function, the entry being processed is in an invalid state

LEC.060**Level:** CE-ERROR**Short Syntax:** LEC.060 nt *net_no*:Mx LE_ARP rtry cnt (*retry_cnt*) excd fr *arp_entry***Long Syntax:** LEC.060 nt *net_no*:Max LE_ARP retry count (*retry_cnt*) exceeded from *arp_entry***Description:** Max ARP entry count exceeded. Any queued frames will be discarded and the ARP entry will be deleted

LEC.061**Level:** C-INFO**Short Syntax:** LEC.061 nt *net_no*:ARP cycl tmr xprd:ntry *arp_entry* st *state***Long Syntax:** LEC.061 nt *net_no*:ARP cycle timer expired:entry *arp_entry* state *state***Description:** The ARP cycle timer has expired for the specified entry. The ARP entry will be released.

LEC.062**Level:** C-INFO**Short Syntax:** LEC.062 nt *net_no*:Flsh tmr xprd:ntry *arp_entry* st *state***Long Syntax:** LEC.062 nt *net_no*:Flush timer expired:entry *arp_entry* state *state***Description:** The Flush timer has expired for the specified entry. If the specified state is FLUSHING, any queued frames will be discarded, and another Flush request will be sent.

LEC.063**Level:** UI-ERROR**Short Syntax:** LEC.063 nt *net_no*:Orphnd Flsh tmr xprd:ntry *arp_entry* st *state***Long Syntax:** LEC.063 nt *net_no*:Orphaned Flush timer expired:entry *arp_entry* state *state***Description:** An orphaned Flush timer has expired for the specified entry. In the specified state, a flush timer should not be active.

LEC.064**Level:** C-INFO**Short Syntax:** LEC.064 nt *net_no*:PSD tmr xprd:ntry *arp_entry* st *state***Long Syntax:** LEC.064 nt *net_no*:PSD timer expired:entry *arp_entry* state *state***Description:** The Path Switch Delay timer has expired for the specified entry. If the specified state is FLUSHING, any queued frames will be forwarded.

LEC.065**Level:** UI-ERROR**Short Syntax:** LEC.065 nt *net_no*:Orphnd PSD tmr xprd:ntry *arp_entry* st *state***Long Syntax:** LEC.065 nt *net_no*:Orphaned PSD timer expired:entry *arp_entry* state *state***Description:** An orphaned PSD timer has expired for the specified entry. In the specified state, a PSD timer should not be active.

LEC.066**Level:** C-INFO**Short Syntax:** LEC.066 nt *net_no*:Rdy rtry cnt eqls mx rdy rtries (*max_rdy_retries*), ntry *art_entry***Long Syntax:** LEC.066 nt *net_no*:Ready retry count equals max ready retries(*max_rdy_retries*), entry *art_entry***Description:** The ready retry count equals the defined max ready retries, and the entry's state is CALL PENDING. The call will be hung up.

LEC.067**Level:** UI-ERROR**Short Syntax:** LEC.067 nt *net_no*:xmt ctrl frm, rdy qry fld,ntry *art_entry***Long Syntax:** LEC.067 nt *net_no*:xmit control frame, ready query failed, entry *art_entry***Description:** An error occurred while transmitting a ready query.

LEC.068**Level:** UI-ERROR**Short Syntax:** LEC.068 nt *net_no*:Orphnd Rdy tmr xprd:ntry *art_entry* st *state***Long Syntax:** LEC.068 nt *net_no*:Orphaned Ready timer expired:entry *art_entry* state *state***Description:** An orphaned Ready timer has expired for the specified entry. In the specified state, a Ready timer should not be active.

LEC.069**Level:** UI-ERROR**Short Syntax:** LEC.069 nt *net_no*:Plc cll fld:out of rsrc, addr *atm_addr***Long Syntax:** LEC.069 nt *net_no*:Place call failed:out of resource, address *atm_addr***Description:** Place call for outbound data direct connection failed, due to a lack of resources.

LEC.070**Level:** UI-ERROR**Short Syntax:** LEC.070 nt *net_no*:fn *function_name*:ntry *entry* unknwn cll st *call_state***Long Syntax:** LEC.070 nt *net_no*:function *function_name*:entry *entry* unknown call state *call_state***Description:** In the named function, the entry being processed is in an invalid state

LEC.071**Level:** UE-ERROR**Short Syntax:** LEC.071 nt *net_no*:Mltpl cnctns exst to cllr addr *caller_addr***Long Syntax:** LEC.071 nt *net_no*:Multiple connections exist to caller address *caller_addr***Description:** An inbound data direct call was received. The call will be rejected because multiple connections exist to the calling party.

LEC.072**Level:** UI-ERROR**Short Syntax:** LEC.072 nt *net_no*:Rcv cll fld:out of rsrc, conn hndl *conn_handle***Long Syntax:** LEC.072 nt *net_no*:Receive call failed:out of resource,conn handle *conn_handle***Description:** Receive call for inbound data direct connection failed, due to a lack of resources.

LEC.073**Level:** C-INFO**Short Syntax:** LEC.073 nt *net_no*:Rdy Indct rcvd,ntry *art_entry* st *state***Long Syntax:** LEC.073 nt *net_no*:Ready Indicate received,entry *art_entry* state *state***Description:** Ready Indicate frame has been received

LEC.074**Level:** UE-ERROR**Short Syntax:** LEC.074 nt *net_no*:Rdy Indct rcvd,cli st err ,ntry *art_entry* st *state***Long Syntax:** LEC.074 nt *net_no*:Ready Indicate received,call state error, entry *art_entry* state *state***Description:** A Ready Indicate frame should not be received on a connection in this state.

LEC.075**Level:** UI-ERROR**Short Syntax:** LEC.075 nt *net_no*:Rdy Indct rcvd,unkwn conn, conn hndl *conn_handle***Long Syntax:** LEC.075 nt *net_no*:Ready Indicate received,unknown connection, conn handle *conn_handle***Description:** A Ready Indicate frame was received on a connection that is unknown by the LEC.

LEC.076**Level:** C-INFO**Short Syntax:** LEC.076 nt *net_no*:Plc Cll Ack rcvd,ntry *art_entry* st *state***Long Syntax:** LEC.076 nt *net_no*:Place Call Ack Received,entry *art_entry* state *state***Description:** A Place Call Ack has been received

LEC.077**Level:** UI-ERROR**Short Syntax:** LEC.077 nt *net_no*:xmt ctrl frm,rdy indct fld,addr *atm_addr***Long Syntax:** LEC.077 nt *net_no*:xmit control frame,ready indicate failed, address *atm_addr***Description:** Unable to send the ready indicate control frame

LEC.078**Level:** UE-ERROR**Short Syntax:** LEC.078 nt *net_no*:Plc Cll Ack rcvd,cli st err ,ntry *art_entry* st *state***Long Syntax:** LEC.078 nt *net_no*:Place Call Ack received,call state error, entry *art_entry* state *state***Description:** A Place Call Ack should not be received on a connection in this state.

LEC.079**Level:** UI-ERROR**Short Syntax:** LEC.079 nt *net_no*:Plc Cll Ack rcvd,unkwn conn, conn hndl *conn_handle***Long Syntax:** LEC.079 nt *net_no*:Place Call Ack received,unknown connection, conn handle *conn_handle***Description:** A Place Call Ack was received on a connection that is unknown by the LEC.

LEC.080**Level:** C-INFO**Short Syntax:** LEC.080 nt *net_no*:Rtrng cll estblshmnt, ntry *art_entry***Long Syntax:** LEC.080 nt *net_no*:Retrying call establishment, entry *art_entry***Description:** Call is being disconnected, attempt to re-establish connection

LEC.081**Level:** UI-ERROR**Short Syntax:** LEC.081 nt *net_no*:Dscnct rcvd,unkwn conn, conn hndl *conn_handle***Long Syntax:** LEC.081 nt *net_no*:Disconnect received,unknown connection, conn handle *conn_handle***Description:** A disconnect was received for a connection that is unknown by the LEC.

LEC.082**Level:** C-INFO**Short Syntax:** LEC.082 nt *net_no*:HngUp cll rcvd,ntry *art_entry* st *state***Long Syntax:** LEC.082 nt *net_no*:HangUp call received,entry *art_entry* state *state***Description:** HangUp call has been received

LEC.083**Level:** UI-ERROR**Short Syntax:** LEC.083 nt *net_no*:HngUp cll rcvd,unkwn conn, conn hndl *conn_handle***Long Syntax:** LEC.083 nt *net_no*:HangUp call received,unknown connection, conn handle *conn_handle***Description:** A HangUp Call was received for a connection that is unknown by the LEC.

LEC.084**Level:** UI-ERROR**Short Syntax:** LEC.084 nt *net_no*:fn *function_name*:unkwn clnt st *client_state***Long Syntax:** LEC.084 nt *net_no*:function *function_name*:unknown client state *client_state***Description:** In the named function, the LEC is in an invalid state

LEC.085**Level:** UE-ERROR**Short Syntax:** LEC.085 nt *net_no*:Plc Cll Ack for Cfg Drct rcvd,clnt st err ,st *state***Long Syntax:** LEC.085 nt *net_no*:Place Call Ack for Cfg Direct received,client state error, state *state***Description:** A Place Call Ack for a Config Direct VCC should not be received for a LEC in this state.

LEC.086**Level:** UI-ERROR**Short Syntax:** LEC.086 nt *net_no*:Unbl to strt jn rqst tmr**Long Syntax:** LEC.086 nt *net_no*:Unable to start join request timer**Description:** The join request timer could not be started for this LEC.

LEC.087**Level:** UI-ERROR**Short Syntax:** LEC.087 nt *net_no*:xmt ctrl frm,jn rqst fld**Long Syntax:** LEC.087 nt *net_no*:xmit control frame,join request failed**Description:** Unable to send the join request control frame

LEC.088**Level:** UE-ERROR**Short Syntax:** LEC.088 nt *net_no*:Plc Cll Ack for Ctrl Drct rcvd,clnt st err ,st *state***Long Syntax:** LEC.088 nt *net_no*:Place Call Ack for Control Direct received,client state error, state *state***Description:** A Place Call Ack for a Control Direct VCC should not be received for a LEC in this state.

LEC.089**Level:** UE-ERROR**Short Syntax:** LEC.089 nt *net_no*:Plc Cll Ack for Mcst Snd rcvd,clnt st err ,st *state***Long Syntax:** LEC.089 nt *net_no*:Place Call Ack for Mcast Send received,client state error, state *state***Description:** A Place Call Ack for a Multicast Send VCC should not be received for a LEC in this state.

LEC.090**Level:** UI-ERROR**Short Syntax:** LEC.090 nt *net_no*:PVC stup to LECS fld**Long Syntax:** LEC.090 nt *net_no*:PVC setup to LECS failed**Description:** Attempt to set up PVC for LECS (VPI 0,VCI 17) failed

LEC.091**Level:** UE-ERROR**Short Syntax:** LEC.091 nt *net_no*:Dscnct for Cnfg Drct rcvd,clnt st err ,st *state***Long Syntax:** LEC.091 nt *net_no*:Disconnect for Config Direct received,client state error, state *state***Description:** A disconnect for a Config Direct VCC should not be received for a LEC in this state.

LEC.092**Level:** UE-ERROR**Short Syntax:** LEC.092 nt *net_no*:Dscnct for Ctrl Drct rcvd,clnt st err ,st *state***Long Syntax:** LEC.092 nt *net_no*:Disconnect for Control Direct received,client state error, state *state***Description:** A disconnect for a Control Direct VCC should not be received for a LEC in this state.

LEC.093**Level:** UE-ERROR**Short Syntax:** LEC.093 nt *net_no*:Dscnct for Ctrl Dstrbt rcvd,clnt st err ,st *state***Long Syntax:** LEC.093 nt *net_no*:Disconnect for Control Distribute received,client state error, state *state***Description:** A disconnect for a Control Distribute VCC should not be received for a LEC in this state.

LEC.094**Level:** C-INFO**Short Syntax:** LEC.094 nt *net_no*:Rtryng Mcst Snd conn to BUS**Long Syntax:** LEC.094 nt *net_no*:Retrying Mcst Send connection to BUS**Description:** Try to set up Multicast Send connection to BUS.

LEC.095**Level:** UE-ERROR**Short Syntax:** LEC.095 nt *net_no*:Dscnct for Mcst Snd rcvd,clnt st err ,st *state***Long Syntax:** LEC.095 nt *net_no*:Disconnect for Mcast Send received,client state error, state *state***Description:** A disconnect for a Multicast Send VCC should not be received for a LEC in this state.

LEC.096**Level:** UE-ERROR**Short Syntax:** LEC.096 nt *net_no*:Dscnct for Mcst Fwd rcvd,clnt st err ,st *state***Long Syntax:** LEC.096 nt *net_no*:Disconnect for Mcast Fwd received,client state error, state *state***Description:** A disconnect for a Multicast Forward VCC should not be received for a LEC in this state.

LEC.097**Level:** UE-ERROR**Short Syntax:** LEC.097 nt *net_no*:Cnfg Rsp err, trans id (x *trans_id*) not eql rsp trans id (x *rsp_trans_id*)**Long Syntax:** LEC.097 nt *net_no*:Config Rsp error,trans id (x *trans_id*) not equal response trans id (x *rsp_trans_id*)**Description:** The transaction id in the config request and config response, was not equal. The transaction id should be the same in the request and response.

LEC.098**Level:** UE-ERROR**Short Syntax:** LEC.098 nt *net_no*:Cnfg Rsp err, st *status***Long Syntax:** LEC.098 nt *net_no*:Config Rsp error, status *status***Description:** The config response returned the stated error status.

LEC.099**Level:** UE-ERROR**Short Syntax:** LEC.099 nt *net_no*:Vldtn of cnfg parms frm LECS fld**Long Syntax:** LEC.099 nt *net_no*:Validation of config parms from LECS failed**Description:** The validation of the LEC's config parms from the LECS failed.

LEC.100**Level:** UE-ERROR**Short Syntax:** LEC.100 nt *net_no*:Jn Rsp err, trans id (x *trans_id*) not eql rsp trans id (x *rsp_trans_id*)**Long Syntax:** LEC.100 nt *net_no*:Jn Rsp error,trans id (x *trans_id*) not equal response trans id (x *rsp_trans_id*)**Description:** The transaction id in the join request and join response, was not equal. The transaction id should be the same in the request and response.

LEC.101**Level:** UE-ERROR**Short Syntax:** LEC.101 nt *net_no*:Jn Rsp err, st *status***Long Syntax:** LEC.101 nt *net_no*:Jn Rsp error, status *status***Description:** The join response returned the stated error status.

LEC.102**Level:** UI-ERROR**Short Syntax:** LEC.102 nt *net_no*:xmt ctrl frm,arp rqst fld, dst *dest_mac***Long Syntax:** LEC.102 nt *net_no*:xmit control frame,arp request failed, dest *dest_mac***Description:** Unable to send the arp request control frame

LEC.103**Level:** UI-ERROR**Short Syntax:** LEC.103 nt *net_no*:Unbl to strt arp rqst tmr**Long Syntax:** LEC.103 nt *net_no*:Unable to start arp request timer**Description:** The arp request timer could not be started for this LEC.

LEC.104**Level:** UE-ERROR**Short Syntax:** LEC.104 nt *net_no*:Jn rsp rcvd,clnt st err ,st *state***Long Syntax:** LEC.104 nt *net_no*:Join response received,client state error, state *state***Description:** A Join response should not be received by a LEC in this state.

LEC.105**Level:** UI-ERROR**Short Syntax:** LEC.105 nt *net_no*:Flsh rsp rcvd,no ARP ntry ,st *state***Long Syntax:** LEC.105 nt *net_no*:Flush response received,no ARP entry, state *state***Description:** A Flush response was received, but an associated ARP entry was not found.

LEC.106**Level:** UE-ERROR**Short Syntax:** LEC.106 nt *net_no*:Flsh rsp rcvd,src addr *src_addr*, LEC addr *lec_addr* msmtch**Long Syntax:** LEC.106 nt *net_no*:Flush response received,source addr *src_addr*, LEC addr *lec_addr* mismatch**Description:** A Flush response was received, but the frame's source address does not match the LEC's address.

LEC.107**Level:** UE-ERROR**Short Syntax:** LEC.107 nt *net_no*:LE ARP Rsp err, st *status*, dst *dest_mac***Long Syntax:** LEC.107 nt *net_no*:LE ARP Rsp error, status *status*, dest *dest_mac***Description:** The LE ARP response returned the stated error status.

LEC.108**Level:** UE-ERROR**Short Syntax:** LEC.108 nt *net_no*:Invld tag(*tag*), LE ARP Rsp, st *state***Long Syntax:** LEC.108 nt *net_no*:Invalid tag (*tag*) LE ARP Rsp, state *state***Description:** The LE ARP response contains an invalid tag.

LEC.109**Level:** UI-ERROR**Short Syntax:** LEC.109 nt *net_no*:LE ARP Rsp rcvd,no ARP ntry, dest *dest_mac* st *state***Long Syntax:** LEC.109 nt *net_no*:LE ARP Rsp received,no ARP entry, dest *dest_mac* state *state***Description:** A LE ARP response was received, but an associated ARP entry was not found.

LEC.110**Level:** UE-ERROR**Short Syntax:** LEC.110 nt *net_no*:Invlid tag(*tag*), LE NARP Rqst, st *state***Long Syntax:** LEC.110 nt *net_no*:Invalid tag (*tag*) LE ARP Rqst, state *state***Description:** The LE NARP request contains an invalid tag.

LEC.111**Level:** UI-ERROR**Short Syntax:** LEC.111 nt *net_no*:Jn rtry cnt (*join_retry_cnt*) eqls mx rtries**Long Syntax:** LEC.111 nt *net_no*:Join retry count (*join_retry_cnt*) equals max retries**Description:** The join retry count equals the max retry count.

LEC.112**Level:** UI-ERROR**Short Syntax:** LEC.112 nt *net_no*:Cnfg rtry cnt (*config_retry_cnt*) eqls mx rtries**Long Syntax:** LEC.112 nt *net_no*:Config retry count (*config_retry_cnt*) equals max retries**Description:** The config retry count equals the max retry count.

LEC.113**Level:** UI-ERROR**Short Syntax:** LEC.113 nt *net_no*:Cnfg Req tmr xprd,clnt st err ,st *state***Long Syntax:** LEC.113 nt *net_no*:Config Request timer expired,client state error, state *state***Description:** The Config Request timer should not expire for a LEC in this state.

LEC.114**Level:** UI-ERROR**Short Syntax:** LEC.114 nt *net_no*:LE ARP rtry cnt (*arp_retry_cnt*) fr BUS eqls mx rtries**Long Syntax:** LEC.114 nt *net_no*:LE ARP retry count (*arp_retry_cnt*) for BUS equals max retries**Description:** The LE ARP retry count equals the max retry count.

LEC.115**Level:** UI-ERROR**Short Syntax:** LEC.115 nt *net_no*:LE ARP fr BUS tmr xprd,clnt st err ,st *state***Long Syntax:** LEC.115 nt *net_no*:LE ARP for BUS timer expired,client state error, state *state***Description:** The LE ARP Request timer should not expire for a LEC in this state.

LEC.116**Level:** UE-ERROR**Short Syntax:** LEC.116 nt *net_no*:Cnfg Rsp cntrl frm err,src (*src_dest*) not LEC's (*lec_mac*)**Long Syntax:** LEC.116 nt *net_no*:Config Response control frame error, source (*src_dest*) not LEC's (*lec_mac*)**Description:** A config response control frame was received. The source MAC address does not equal the LEC's MAC address.

LEC.117**Level:** UE-ERROR**Short Syntax:** LEC.117 nt *net_no*:Cnfg Rsp cntrl frm err, invld eln nm sz (*name_size*)**Long Syntax:** LEC.117 nt *net_no*:Config Response control frame error,invalid ELAN name size (*name_size*)**Description:** A config response control frame was received. The ELAN name size is invalid.

LEC.118**Level:** UE-ERROR**Short Syntax:** LEC.118 nt *net_no*:Cnfg Rsp cntrl frm err, invld frm sz (*frame_size*)**Long Syntax:** LEC.118 nt *net_no*:Config Response control frame error,invalid frame size (*frame_size*)**Description:** A config response control frame was received. The maximum frame size is invalid.

LEC.119**Level:** UE-ERROR**Short Syntax:** LEC.119 nt *net_no*:Cnfg Rsp cntrl frm err, invld prmtr *config_parm***Long Syntax:** LEC.119 nt *net_no*:Config Response control frame error,invalid parameter *config_parm***Description:** A config response control frame was received. The specified config parm is invalid, or out of range.

LEC.120**Level:** UE-ERROR**Short Syntax:** LEC.120 nt *net_no*:Jn Rsp cntrl frm err, invld frm sz (*frame_size*)**Long Syntax:** LEC.120 nt *net_no*:Join Response control frame error,invalid frame size (*frame_size*)**Description:** A join response control frame was received. The maximum frame size is invalid.

LEC.121**Level:** UE-ERROR**Short Syntax:** LEC.121 nt *net_no*:Jn Rsp cntrl frm err, lan typ (*lan_type*) not eql to LEC (*lec_lan_type*)**Long Syntax:** LEC.121 nt *net_no*:Join Response control frame error,lan type (*lan_type*) not equal to LEC (*lec_lan_type*)**Description:** A join response control frame was received. The lan type in the response does not match the LEC's lan type .

LEC.122**Level:** UI-ERROR**Short Syntax:** LEC.122 nt *net_no*:Unbl to strt cnfg rqst tmr**Long Syntax:** LEC.122 nt *net_no*:Unable to start cnfg request timer**Description:** The config request timer could not be started for this LEC.

LEC.123**Level:** UI-ERROR**Short Syntax:** LEC.123 nt *net_no*:xmt cntrl frm,cnfg rqst fld**Long Syntax:** LEC.123 nt *net_no*:xmit control frame,cnfg request failed**Description:** Unable to send the config request control frame

LEC.124**Level:** UI-ERROR**Short Syntax:** LEC.124 nt *net_no*:Jn Req tmr xprd,clnt st err ,st *state***Long Syntax:** LEC.124 nt *net_no*:Join Request timer expired,client state error, state *state***Description:** The Join Request timer should not expire for a LEC in this state.

LEC.125**Level:** UI-ERROR**Short Syntax:** LEC.125 nt *net_no*:set alm tmr rtn null pntr, fn *function_name*, alm type *alarm_type***Long Syntax:** LEC.125 nt *net_no*:Set Alarm timer returned a null pointer, function *function_name*, alarm type *alarm_type***Description:** Unable to allocate an alarm timer.

LEC.126**Level:** C-INFO**Short Syntax:** LEC.126 nt *net_no*:Regstrd lan dest/RD *lan_dest* w/LES**Long Syntax:** LEC.126 nt *net_no*:Registered lan destination/Route Descriptor *lan_dest* with LES**Description:** LEC registered a lan destination or route descriptor with the LES.

LEC.127**Level:** UI-ERROR**Short Syntax:** LEC.127 nt *net_no*:Fld to reg lan dest/RD *lan_dest* w/LES**Long Syntax:** LEC.127 nt *net_no*:Failed to register lan destination/Route Descriptor *lan_dest* with LES**Description:** Attempt to register a lan destination or route descriptor with the LES failed.

LEC.128**Level:** UI-ERROR**Short Syntax:** LEC.128 nt *net_no*:fn *function_name*:unkwn RSM st *rsm_state***Long Syntax:** LEC.128 nt *net_no*:function *function_name*:unknown RSM state *rsm_state***Description:** In the named function, the LEC RSM is in an invalid state.

LEC.129**Level:** UI-ERROR**Short Syntax:** LEC.129 nt *net_no*:Fld to reg lan dest/RD *dest_addr* (atm addr *dest_atm_addr*) w/LES**Long Syntax:** LEC.129 nt *net_no*:Failed to register lan destination/Route Descriptor *dest_addr* (atm address *dest_atm_addr*) with LES**Description:** Attempt to register a lan destination or route descriptor with the LES failed.

LEC.130**Level:** UI-ERROR**Short Syntax:** LEC.130 nt *net_no*:fn *function_name*:lec fld to get reg req timr**Long Syntax:** LEC.130 nt *net_no*:function *function_name*:lec failed to get register request timer**Description:** In the named function, the LEC failed to get a register request timer.

LEC.131**Level:** UI-ERROR**Short Syntax:** LEC.131 nt *net_no*:fn *function_name*:lec reg xmit join req fld**Long Syntax:** LEC.131 nt *net_no*:function *function_name*:lec register transmit join request failed**Description:** In the named function, the LEC failed to transmit join request.

LEC.132**Level:** UI-ERROR**Short Syntax:** LEC.132 nt *net_no*:fn *function_name*: unxpctd rsp rcvd, st *rsm_state*, rsp *rsp_OpCode***Long Syntax:** LEC.132 nt *net_no*:function *function_name*:unexpected response received, state *rsm_state*, response *rsp_OpCode***Description:** In the named function, an unexpected response received for given RSM state.

LEC.133**Level:** U-INFO**Short Syntax:** LEC.133 nt *net_no*:LEC nt oprtnl, st *state***Long Syntax:** LEC.133 nt *net_no*:LEC not operational, state *state***Description:** The LEC is not operational.

LEC.134**Level:** UI-ERROR**Short Syntax:** LEC.134 nt *net_no*:Outbnd frm dscrd, dst = *dest_addr* src = *src_addr*, rsn = *reason***Long Syntax:** LEC.134 nt *net_no*:Outbound frame discarded, dest = *dest_addr* source = *src_addr*, reason = *reason***Description:** Outbound frame discarded

LEC.135**Level:** DEBUG**Short Syntax:** LEC.135 nt *net_no*:Snd frm on Mcast Snd VCC, dst = *dest_addr* src = *src_addr***Long Syntax:** LEC.135 nt *net_no*:Send frame on Multicast Send VCC, dest = *dest_addr* source = *src_addr***Description:** A frame was sent on the Multicast Send VCC.

LEC.136**Level:** U-INFO**Short Syntax:** LEC.136 nt *net_no*:No cnctn to BUS**Long Syntax:** LEC.136 nt *net_no*:No connection to BUS**Description:** The LEC does not have a connection to the BUS.

LEC.137**Level:** UI-ERROR**Short Syntax:** LEC.137 nt *net_no*:No ARP entrs avlbl,hngup lst usd conn fld**Long Syntax:** LEC.137 nt *net_no*:No ARP entires available, hangup least used connection failed**Description:** The LEC's ARP table is full.

LEC.138**Level:** DEBUG**Short Syntax:** LEC.138 nt *net_no*:Snd Drctd frm, dst = *dest_addr* src = *src_addr***Long Syntax:** LEC.138 nt *net_no*:Send Directed frame, dest = *dest_addr* source = *src_addr***Description:** Directed frame was sent.

LEC.139**Level:** UI-ERROR**Short Syntax:** LEC.139 nt *net_no*:Inbnd frm dscrd, dst = *dest_addr* src = *src_addr*, rsn = *reason***Long Syntax:** LEC.139 nt *net_no*:Inbound frame discarded, dest = *dest_addr* source = *src_addr*, reason = *reason***Description:** Inbound frame discarded

LEC.140**Level:** DEBUG**Short Syntax:** LEC.140 nt *net_no*:Rcvd *frame_type* cntrl frm,trans id x *trans_id*, conn hndl *conn_handle***Long Syntax:** LEC.140 nt *net_no*:Received *frame_type* control frame, trans id x *trans_id*, connection handle *conn_handle***Description:** The specified control frame was received by the LEC.

LEC.141**Level:** U-INFO**Short Syntax:** LEC.141 nt *net_no*:Dscrd LE_ARP Rqst. Port not in fwding state. Port state is *str_state*(0x *port_state*)**Long Syntax:** LEC.141 nt *net_no*:Discarded LE_ARP Request. Port not in forwarding state. Port state is *str_state*(0x *port_state*)**Description:** The LEC should not respond to a LE_ARP Request if the port is not in the forwarding state.

LEC.142**Level:** UI_ERROR**Short Syntax:** LEC.142 nt *net_no*:Get LEC's cnfg prms fld**Long Syntax:** LEC.142 nt *net_no*:Get LEC's config parameters failed**Description:** Reading the LEC's configuration parameters failed.

LEC.143**Level:** UI_ERROR**Short Syntax:** LEC.143 nt *net_no*:Create objct *LEC_object* fld**Long Syntax:** LEC.143 nt *net_no*:Create object *LEC_object* failed**Description:** The specified LEC object could not be created.

LEC.144**Level:** UI_ERROR**Short Syntax:** LEC.144 nt *net_no*:Rgstr dest *dest_addr* fld, rsn *reason***Long Syntax:** LEC.144 nt *net_no*:Register destination *dest_addr* failed, rsn *reason***Description:** The specified destination could not be registered with the LES.

LEC.145**Level:** UI_ERROR**Short Syntax:** LEC.145 nt *net_no*:ATM addr actvtd, invld st *client_state***Long Syntax:** LEC.145 nt *net_no*:ATM address activated, invalid state *client_state***Description:** The ATM addr should not be activated while the LEC is in this state.

LEC.146**Level:** UI_ERROR**Short Syntax:** LEC.146 nt *net_no*:ATM addr actvtd, ILMI fld**Long Syntax:** LEC.146 nt *net_no*:ATM address activated, ILMI failure**Description:** An ILMI failure occurred.

LEC.147**Level:** UE_ERROR**Short Syntax:** LEC.147 nt *net_no*:Get LECS addr fld**Long Syntax:** LEC.147 nt *net_no*:Get LECS address failed**Description:** The LEC was unable to get the LECS address.

LEC.148**Level:** UE_ERROR**Short Syntax:** LEC.148 nt *net_no*:Cntrl Drct setup fld**Long Syntax:** LEC.148 nt *net_no*:Control Direct setup failed**Description:** The LEC was unable to set up the Control Direct VCC to the LES.

LEC.149**Level:** UE_ERROR**Short Syntax:** LEC.149 nt *net_no*:Cnfg Drct setup fld**Long Syntax:** LEC.149 nt *net_no*:Config Direct setup failed**Description:** The LEC was unable to set up the Config Direct VCC to the LECS.

LEC.150**Level:** U_INFO**Short Syntax:** LEC.150 nt *net_no*:Unslctd Cnfg Rsp rcvd**Long Syntax:** LEC.150 nt *net_no*:Unsolicited Config Response received**Description:** The LEC received an unsolicited Config Response frame.

LEC.151**Level:** DEBUG**Short Syntax:** LEC.151 nt *net_no*:xmt ctrl frm *frame_type* ,trans id x *trans_id*, conn hndl *conn_handle***Long Syntax:** LEC.151 nt *net_no*:xmit control frame *frame_type*, trans id x *trans_id*, connection handle *conn_handle***Description:** The specified control frame was transmitted.

LEC.152**Level:** UE-ERROR**Short Syntax:** LEC.152 nt *net_no*:Invlid LE ARP Rsp,rsn *status***Long Syntax:** LEC.152 nt *net_no*:Invalid LE ARP Response, reason *status***Description:** The LE ARP response is invalid for the stated reason.

LEC.153**Level:** UE-ERROR**Short Syntax:** LEC.153 nt *net_no*:Place call ack for unknwn conn, st *client_state***Long Syntax:** LEC.153 nt *net_no*:Place call ack for unknown connection, state *client_state***Description:** A place call ack was received for an unknown connection.

LEC.154**Level:** UE-ERROR**Short Syntax:** LEC.154 nt *net_no*:lec_cmgr has conn_tbl/freelist inconsistency, index = *index***Long Syntax:** LEC.154 nt *net_no*:lec_mgr has conn_tbl/freelist inconsistency, index = *index***Description:** An inconsistency has been found when acquiring an new conn blk.

LEC.155**Level:** UE-ERROR**Short Syntax:** LEC.155 nt *net_no*:lec_cmgr:decrTblSz err: tblSz= *max_conn_handles*, connEntries= *non_null_entries*, flstAvl= *freelist_available***Long Syntax:** LEC.155 nt *net_no*:lec_cmgr:decrTblSz error: tblSz= *max_conn_handles*, connEntries= *non_null_entries*, flstAvl= *freelist_available***Description:** An inconsistency has been found when decreasing a LEC connection table.

LEC.156**Level:** U-INFO**Short Syntax:** LEC.156 nt *net_no*:lec_cmgr:decrTblSz check OK: tblSz= *max_conn_handles*, flstAvl= *freelist_available***Long Syntax:** LEC.156 nt *net_no*:lec_cmgr:decrTblSz check OK: tblSz= *max_conn_handles*, flstAvl= *freelist_available***Description:** Consistency check OK in lec_cmgr:decrease_conn_tbl but table not decreased.

LEC.157**Level:** UI-ERROR**Short Syntax:** LEC.157 nt *net_no*:Unbl to allct ART entry**Long Syntax:** LEC.157 nt *net_no*:Unable to allocate ART entry**Description:** An ART entry could not be allocated.

LEC.158**Level:** DEBUG**Short Syntax:** LEC.158 nt *net_no*:Snt frm to BUS on conn hndl *conn_handle*, frm cnt *frame_cnt***Long Syntax:** LEC.158 nt *net_no*:Sent frame to BUS on conn handle *conn_handle*, frame count *frame_cnt***Description:** The LEC sent a frame to the BUS, because a data direct does not yet exist to the destination.

LEC.159**Level:** UE-ERROR**Short Syntax:** LEC.159 nt *net_no*:ARP Rsp err, trans id (x *trans_id*) not eql rsp trans id (x *rsp_trans_id*)**Long Syntax:** LEC.159 nt *net_no*:ARP Rsp error,trans id (x *trans_id*) not equal response trans id (x *rsp_trans_id*)**Description:** The transaction id in the ARP request and ARP response, was not equal. The transaction id should be the same in the request and response.

LEC.160**Level:** C-INFO**Short Syntax:** LEC.160 nt *net_no*:LEC rcvd mltpl ARP rsp**Long Syntax:** LEC.160 nt *net_no*:LEC received multiple ARP responses**Description:** The LEC received multiple ARP responses to an ARP request.

LEC.161**Level:** UE-ERROR**Short Syntax:** LEC.161 nt *net_no*:fn: *function_name*:ntry *entry* invld dest st *dest_state***Long Syntax:** LEC.161 nt *net_no*:function *function_name*:entry *entry* invalid destination state *dest_state***Description:** In the named function, the entry being processed is in an invalid state

LEC.162**Level:** UI-ERROR**Short Syntax:** LEC.162 nt *net_no*:Dscrd *frame_cnt* queued frms, st *dest_state*, conn hndl *conn_hndl***Long Syntax:** LEC.162 nt *net_no*:Discarded *frame_cnt* queued frames, state *dest_state*, conn handle *conn_hndl***Description:** The LEC has discarded the stated number of queued frames

LEC.163**Level:** UI-ERROR**Short Syntax:** LEC.163 nt *net_no*:Purge queued frms fld**Long Syntax:** LEC.163 nt *net_no*:Purge queued frames failed**Description:** An error occurred while the LEC was attempting to free the queued frames

LEC.164**Level:** UI-ERROR**Short Syntax:** LEC.164 nt *net_no*:Err purging queued frms, queue not empty**Long Syntax:** LEC.164 nt *net_no*:Error purging queued frames, queue not empty**Description:** All frames should have been removed from the queue.

LEC.165**Level:** UI-ERROR**Short Syntax:** LEC.165 nt *net_no*:Snd queued frms fld,queue empty**Long Syntax:** LEC.165 nt *net_no*:Send queued frames failed, queue empty**Description:** An error occurred while the LEC was attempting to send the queued frames

LEC.166**Level:** UI-ERROR**Short Syntax:** LEC.166 nt *net_no*:Err snding queued frms, queue not empty**Long Syntax:** LEC.166 nt *net_no*:Error sending queued frames, queue not empty**Description:** All frames should have been sent.

LEC.167**Level:** UI-ERROR**Short Syntax:** LEC.167 nt *net_no*:xmt ctrl frm,flsh rqst fld, dst *dest_mac***Long Syntax:** LEC.167 nt *net_no*:xmit control frame,flush request failed, dest *dest_mac***Description:** Unable to send the flush request control frame

LEC.168**Level:** DEBUG**Short Syntax:** LEC.168 nt *net_no*:srch tbl *table*, addr *address***Long Syntax:** LEC.168 nt *net_no*:search tbl *table*, address *address***Description:** The specified table was searched for the address.

LEC.169**Level:** UI-ERROR**Short Syntax:** LEC.169 nt *net_no*:Unbl to add *database_type* dtbs entry, *entry***Long Syntax:** LEC.169 nt *net_no*:Unable to add *database_type* database entry, *entry***Description:** An entry could not be added to the specified database.

LEC.170**Level:** UI-ERROR**Short Syntax:** LEC.170 nt *net_no*:ARP tbl full, No ARP entrs avlbl**Long Syntax:** LEC.170 nt *net_no*:ARP table full, No ARP entries available**Description:** The LEC's ARP table is full.

LEC.171**Level:** UI-ERROR**Short Syntax:** LEC.171 nt *net_no*:No entrs in tbl**Long Syntax:** LEC.171 nt *net_no*:No entries in table**Description:** The LEC's ARP table is empty.

LEC.172**Level:** UI-ERROR**Short Syntax:** LEC.172 nt *net_no*:Invld tag(*tag*), rls arp entry**Long Syntax:** LEC.172 nt *net_no*:Invalid tag (*tag*),release arp entry**Description:** Attempting to release an ARP entry which has an invalid tag.

LEC.173**Level:** UI-ERROR**Short Syntax:** LEC.173 nt *net_no*:ntry *arp_entry*, xmit queue nt empty (*xmit_queue_count*), rls arp entry**Long Syntax:** LEC.173 nt *net_no*:Entry *arp_entry*, xmit queue not empty (*xmit_queue_count*),release arp entry**Description:** Attempting to release an ARP entry which has a non-empty transmit queue.

LEC.174**Level:** UI-ERROR**Short Syntax:** LEC.174 nt *net_no*:fn *function*, unbl to allct memry**Long Syntax:** LEC.174 nt *net_no*:Function *function*, unable to allocate memory**Description:** The specified function was unable to allocate memory.

LEC.175**Level:** UI-ERROR**Short Syntax:** LEC.175 nt *net_no*:Invld LEC or ART ptr**Long Syntax:** LEC.175 nt *net_no*:Invalid LEC or ART pointer**Description:** The LEC or ART pointer is invalid.

LEC.176**Level:** UE-ERROR**Short Syntax:** LEC.176 nt *net_no*:Invld AAL parms(*AAL_parms*), cll rjctd**Long Syntax:** LEC.176 nt *net_no*:Invalid AAL parms(*AAL_parms*), call rejected**Description:** Call will be rejected due to invalid AAL parameters.

LEC.177**Level:** U-INFO**Short Syntax:** LEC.177 nt *net_no*:Invld PID in rcv cll**Long Syntax:** LEC.177 nt *net_no*:Invalid PID in receive call**Description:** Call was received with an invalid PID.

LEC.178**Level:** UI-ERROR**Short Syntax:** LEC.178 nt *net_no*:place call fld, rsn *reason***Long Syntax:** LEC.178 nt *net_no*:place call failed, reason *reason***Description:** Place call failed for the following reason.

LEC.179**Level:** UI-ERROR**Short Syntax:** LEC.179 nt *net_no*:get ART cnfg parms fld**Long Syntax:** LEC.179 nt *net_no*:get ART config parms failed**Description:** Unable to get ART config parameters.

LEC.180**Level:** UI-ERROR**Short Syntax:** LEC.180 nt *net_no*:ART tbl full, No ART entrs avlbl**Long Syntax:** LEC.180 nt *net_no*:ART table full, No ART entries available**Description:** The LEC's ART table is full.

LEC.181**Level:** UI-ERROR**Short Syntax:** LEC.181 nt *net_no*:ART entry alrly freed**Long Syntax:** LEC.181 nt *net_no*:ART entry already freed**Description:** The ART has already been freed.

LEC.182**Level:** UI-ERROR**Short Syntax:** LEC.182 nt *net_no*:ART entry aging suspnd**Long Syntax:** LEC.182 nt *net_no*:ART entry aging suspended**Description:** The ART entries will not be aged out.

LEC.183**Level:** U-INFO**Short Syntax:** LEC.183 nt *network ID*:Old llh in func *name* dsrdring: arp_ptr=0x
arp_entry_ptr arp_ts= *arp_time_stamp* vcc_ptr=0x *vcc_handle* vcc_ts= *vcc_time_created***Long Syntax:** LEC.183 nt *network ID*:Old llh in function *name* discarding:arp_ptr=0x
arp_entry_ptr arp_ts= *arp_time_stamp* vcc_ptr=0x *vcc_handle* vcc_ts= *vcc_time_created***Description:** Old llh used in LEC fastpath. A new llh is built.

LEC.184**Level:** UI-ERROR**Short Syntax:** LEC.184 nt *network ID*:LEC inbnd fr dscrd, bad frame type (*frame_type*)**Long Syntax:** LEC.184 nt *network ID*:LEC inbnd fr dscrd, bad frame type (*frame_type*)**Description:** LEC inbound data frame was discarded - wrong frame type

LEC.185**Level:** UI-ERROR**Short Syntax:** LEC.185 nt *network ID*:LEC inbnd fr dscrd, bad frame type (*frame_type*)**Long Syntax:** LEC.185 nt *network ID*:LEC inbnd fr dscrd, bad frame type (*frame_type*)**Description:** LEC inbound data frame was discarded - wrong frame type

LEC.186**Level:** U-INFO**Short Syntax:** LEC.186 nt *net_no*:in_use_flag set to TRUE for ARP entry *arp_entry***Long Syntax:** LEC.186 nt *net_no*:in_use_flag set to TRUE for ARP entry *arp_entry***Description:** Based on the domain member response message from the LAN Switch, the in_use_flag for this route descriptor is set to TRUE.

LEC.187**Level:** U-INFO**Short Syntax:** LEC.187 nt *net_no*:switch domain member *arp_entry*, not found in ARP table**Long Syntax:** LEC.187 nt *net_no*:switch domain member *arp_entry*, not found in ARP table**Description:** The switch domain member was not found in the ARP table.

LAN Emulation Configuration Server (LECS)

This chapter describes LAN Emulation Configuration Server (LECS) messages. For information on message content and how to use the message, refer to the Introduction.

LECS.001

Level: UE_ERROR

Short Syntax: LECS.001 LECS: crt fld: dplct LECS

Long Syntax: LECS.001 LECS: create failed: duplicate LECS

Description: LECS already exists so another cannot be created.

LECS.002

Level: UI_ERROR

Short Syntax: LECS.002 LECS: crt fld: mem alloc err

Long Syntax: LECS.002 LECS: create failed: memory allocation error

Description: A memory allocation error occurred while attempting to create the LECS.

Action: Contact your customer service representative.

LECS.003

Level: U_INFO

Short Syntax: LECS.003 LECS: starting operation

Long Syntax: LECS.003 LECS: starting operation

Description: The LECS initialization procedures are starting.

LECS.004

Level: UE_ERROR

Short Syntax: LECS.004 LECS: doesn't exist: *descrip_string*

Long Syntax: LECS.004 LECS: does not exist: *descrip_string*

Description: The user is attempting to add, delete, or modify resources of the LECS when the LECS has yet to be created. The offending action is given by the parameter.

LECS.005

Level: UE_ERROR

Short Syntax: LECS.005 LECS: inactv state: *descrip_string*

Long Syntax: LECS.005 LECS: inactive state: *descrip_string*

Description: The user is attempting to add, delete, or modify resources of the LECS when the LECS is in a state which does not permit this action. The offending action is given by the parameter.

LECS.006

Level: UE_ERROR

Short Syntax: LECS.006 LECS: dlt fld: no LECS

Long Syntax: LECS.006 LECS: delete failed: no LECS

Description: An attempt was made to delete the LECS when the LECS does not exist.

LECS.007

Level: U_INFO

Short Syntax: LECS.007 LECS: dltd

Long Syntax: LECS.007 LECS: deleted

Description: The LECS has been deleted.

LECS.008

Level: UE_ERROR

Short Syntax: LECS.008 LECS: stp fld: no LECS

Long Syntax: LECS.008 LECS: stop failed: no LECS

Description: An attempt was made to stop the LECS when the LECS does not exist.

LECS.009

Level: UI_ERROR

Short Syntax: LECS.009 LECS: stp fld: invld ctl blk

Long Syntax: LECS.009 LECS: stop failed: invalid control block

Description: An attempt was made to stop the LECS using an invalid pointer to its control block.

Action: Contact your customer service representative.

LECS.010

Level: U_INFO

Short Syntax: LECS.010 LECS: stopped

Long Syntax: LECS.010 LECS: stopped

Description: The LECS operation has been stopped.

LECS.011

Level: U_INFO

Short Syntax: LECS.011 LECS: restarting

Long Syntax: LECS.011 LECS: restarting

Description: The LECS operation is being restarted.

LECS.012**Level:** UE_ERROR**Short Syntax:** LECS.012 LECS: set fld: no LECS**Long Syntax:** LECS.012 LECS: set failed: no LECS**Description:** An attempt was made to set a parameter of the LECS when the LECS does not exist.

LECS.013**Level:** UE_ERROR**Short Syntax:** LECS.013 LECS: set fld: invld parm**Long Syntax:** LECS.013 LECS: set failed: invalid parameter**Description:** An attempt was made to set a parameter of the LECS using an invalid parameter identifier.**Action:** Contact your customer service representative.

LECS.014**Level:** UE_ERROR**Short Syntax:** LECS.014 LECS: crt ELAN ' *elan_name*' fld: dplct ELAN nm**Long Syntax:** LECS.014 LECS: create ELAN ' *elan_name*' failed: duplicate ELAN name**Description:** The user is attempting to create an ELAN at the LECS using an ELAN name which already exists at the LECS.

LECS.015**Level:** UI_ERROR**Short Syntax:** LECS.015 LECS: crt ELAN ' *elan_name*' fld: mem alloc err**Long Syntax:** LECS.015 LECS: create ELAN ' *elan_name*' failed: memory allocation error**Description:** A memory allocation error occurred while attempting to create an ELAN at the LECS.**Action:** Contact your customer service representative.

LECS.016**Level:** UI_ERROR**Short Syntax:** LECS.016 LECS: invld corrltr on upcall ' *upcall_descriptor_string*'**Long Syntax:** LECS.016 LECS: invalid correlator on upcall ' *upcall_descriptor_string*'**Description:** The ATM interface has issued an upcall to the LECS using an invalid user correlator.**Action:** Contact your customer service representative.

LECS.017**Level:** U_INFO**Short Syntax:** LECS.017 LECS: ELAN ' *elan_name*' crtd**Long Syntax:** LECS.017 LECS: ELAN ' *elan_name*' created**Description:** The specified ELAN was created at the LECS.

LECS.018**Level:** U_INFO**Short Syntax:** LECS.018 LECS: ELAN ' *elan_name*' dlt**Long Syntax:** LECS.018 LECS: ELAN ' *elan_name*' deleted**Description:** The specified ELAN was deleted at the LECS.

LECS.019**Level:** UE_ERROR**Short Syntax:** LECS.019 LECS: crt plcy fld: invld plcy type x *policy_type***Long Syntax:** LECS.019 LECS: create policy failed: invalid policy type x *policy_type***Description:** The user attempted to create a policy using an invalid policy type.

LECS.020**Level:** UE_ERROR**Short Syntax:** LECS.020 LECS: crt plcy fld: invld plcy prrty *policy_priority***Long Syntax:** LECS.020 LECS: create policy failed: invalid policy priority *policy_priority***Description:** The user attempted to create a policy using an invalid policy priority.

LECS.021**Level:** UI_ERROR**Short Syntax:** LECS.021 LECS: crt plcy fld: mem alloc err: tp x *policy_type* prrty *policy_priority***Long Syntax:** LECS.021 LECS: create policy failed: memory allocation error: type x *policy_type* priority *policy_priority***Description:** The LECS was unable to allocate the memory required to create the policy.**Action:** Contact your customer service representative.

LECS.022**Level:** C_INFO**Short Syntax:** LECS.022 LECS: plcy x *policy_type* crtd at prrty *policy_priority***Long Syntax:** LECS.022 LECS: policy x *policy_type* created at priority *policy_priority***Description:** The specified policy was created at the specified priority at the LECS

LECS.023**Level:** C_INFO**Short Syntax:** LECS.023 LECS: plcy x *policy_type* dlt at prrty *policy_priority***Long Syntax:** LECS.023 LECS: policy x *policy_type* deleted at priority *policy_priority***Description:** The specified policy was deleted at the specified priority from the LECS

LECS.024**Level:** UI_ERROR**Short Syntax:** LECS.024 LECS: crt plcy val fld: mem alloc err: *pol_value_type_description pol_value***Long Syntax:** LECS.024 LECS: create policy value failed: memory allocation error: *pol_value_type_description pol_value***Description:** The LECS was unable to allocate the memory required to create the specified policy value.**Action:** Contact your customer service representative.

LECS.025**Level:** UE_ERROR**Short Syntax:** LECS.025 LECS: crt plcy val fld: val exists: *pol_value_type_description pol_value***Long Syntax:** LECS.025 LECS: create policy value failed: value already exists: *pol_value_type_description pol_value***Description:** The specified policy value already exists at the LECS.

LECS.026**Level:** UI_ERROR**Short Syntax:** LECS.026 LECS: crt plcy val fld: dbase err: *pol_value_type_description pol_value***Long Syntax:** LECS.026 LECS: create policy value failed: database error: *pol_value_type_description pol_value***Description:** The LECS was unable to create the policy value because of an internal database error.**Action:** Contact your customer service representative.

LECS.027**Level:** UE_ERROR**Short Syntax:** LECS.027 LECS: crt plcy val fld: incompat val: *pol_val_type_description pol_value***Long Syntax:** LECS.027 LECS: create policy value failed: incompatible value: *pol_val_type_description pol_value***Description:** The LECS was unable to create the policy value because the value specified was incompatible with the given ELAN. Either there was a conflict between the ELAN type given and the type of the specified ELAN, or there was a conflict between the frame size given and the maximum frame size of the specified ELAN.

LECS.028**Level:** C_INFO**Short Syntax:** LECS.028 LECS: crtd ATM pref pol val: x *atm_prefix_pv* => x *les_atm_addr***Long Syntax:** LECS.028 LECS: created ATM prefix policy value: x *atm_prefix_pv* => x *les_atm_addr***Description:** The LECS successfully created the specified policy value, binding it to the specified LES.

LECS.029**Level:** C_INFO**Short Syntax:** LECS.029 LECS: crtd MAC addr pol val: *x mac_address_pv => x les_atm_addr***Long Syntax:** LECS.029 LECS: created MAC address policy value: *x mac_address_pv => les_atm_addr***Description:** The LECS successfully created the specified policy value, binding it to the specified LES.

LECS.030**Level:** C_INFO**Short Syntax:** LECS.030 LECS: crtd rte desc pol val: *x rte_descriptor_pv => x les_atm_addr***Long Syntax:** LECS.030 LECS: created route descriptor policy value: *x rte_descriptor_pv => x les_atm_addr***Description:** The LECS successfully created the specified policy value, binding it to the specified LES.

LECS.031**Level:** C_INFO**Short Syntax:** LECS.031 LECS: crtd LAN type pol val: *lan_type_pv => x les_atm_addr***Long Syntax:** LECS.031 LECS: created LAN type policy value: *lan_type_pv => x les_atm_addr***Description:** The LECS successfully created the specified policy value, binding it to the specified LES.

LECS.032**Level:** C_INFO**Short Syntax:** LECS.032 LECS: crtd max frm sz pol val: *frame_size_pv => x les_atm_addr***Long Syntax:** LECS.032 LECS: created maximum frame size policy value: *frame_size_pv => x les_atm_addr***Description:** The LECS successfully created the specified policy value, binding it to the specified LES.

LECS.033**Level:** C_INFO**Short Syntax:** LECS.033 LECS: crtd ELAN nm pol val: *'elan_name_pv' => x les_atm_addr***Long Syntax:** LECS.033 LECS: created ELAN name policy value: *'elan_name_pv' => x les_atm_addr***Description:** The LECS successfully created the specified policy value, binding it to the specified LES.

LECS.034**Level:** UE_ERROR**Short Syntax:** LECS.034 LECS: dlted ATM pref pol val: val not exst x *atm_prefix_pv* => x *les_atm_addr***Long Syntax:** LECS.034 LECS: deleted ATM prefix policy value: value did not exist x *atm_prefix_pv* => x *les_atm_addr***Description:** The LECS successfully deleted the binding between the policy value and the LES because the value did not exist at the LECS.

LECS.035**Level:** UE_ERROR**Short Syntax:** LECS.035 LECS: dlted ATM pref pol val: bad LES addr x *atm_prefix_pv* => x *les_atm_addr***Long Syntax:** LECS.035 LECS: deleted ATM prefix policy value: bad LES address x *atm_prefix_pv* => x *les_atm_addr***Description:** The LECS successfully deleted the binding between the policy value and the LES because the specified value is bound to a LES other than the specified LES.

LECS.036**Level:** C_INFO**Short Syntax:** LECS.036 LECS: dlted ATM pref pol val: x *atm_prefix_pv* => x *les_atm_addr***Long Syntax:** LECS.036 LECS: deleted ATM prefix policy value: x *atm_prefix_pv* => x *les_atm_addr***Description:** The LECS successfully deleted the binding between the policy value and the specified LES.

LECS.037**Level:** UE_ERROR**Short Syntax:** LECS.037 LECS: dlted MAC addr pol val: val not exst x *mac_address_pv* => x *les_atm_addr***Long Syntax:** LECS.037 LECS: deleted MAC address policy value: value did not exist x *mac_address_pv* => x *les_atm_addr***Description:** The LECS successfully deleted the binding between the policy value and the LES because the value did not exist at the LECS.

LECS.038**Level:** UE_ERROR**Short Syntax:** LECS.038 LECS: dlted MAC addr pol val: bad LES addr x *mac_address_pv* => x *les_atm_addr***Long Syntax:** LECS.038 LECS: deleted MAC address policy value: bad LES address x *mac_address_pv* => x *les_atm_addr***Description:** The LECS successfully deleted the binding between the policy value and the LES because the specified value is bound to a LES other than the specified LES.

LECS.039**Level:** C_INFO**Short Syntax:** LECS.039 LECS: dlted MAC addr pol val: x *mac_address_pv* => x *les_atm_addr***Long Syntax:** LECS.039 LECS: deleted MAC address policy value: x *mac_address_pv* => x *les_atm_addr***Description:** The LECS successfully deleted the binding between the policy value and the specified LES.

LECS.040**Level:** UE_ERROR**Short Syntax:** LECS.040 LECS: dlted rte desc pol val: val not exst x *rte_descriptor_pv* => x *les_atm_addr***Long Syntax:** LECS.040 LECS: deleted route descriptor policy value: bad LES addr x *rte_descriptor_pv* => x *les_atm_addr***Description:** The LECS successfully deleted the binding between the policy value and the LES because the value did not exist at the LECS.

LECS.041**Level:** UE_ERROR**Short Syntax:** LECS.041 LECS: dlted rte desc pol val: bad LES addr x *rte_descriptor_pv* => x *les_atm_addr***Long Syntax:** LECS.041 LECS: deleted route descriptor policy value: bad LES address x *rte_descriptor_pv* => x *les_atm_addr***Description:** The LECS successfully deleted the binding between the policy value and the LES because the specified value is bound to a LES other than the specified LES.

LECS.042**Level:** C_INFO**Short Syntax:** LECS.042 LECS: dlted rte desc pol val: x *rte_descriptor_pv* => x *les_atm_addr***Long Syntax:** LECS.042 LECS: deleted route descriptor policy value: x *rte_descriptor_pv* => x *les_atm_addr***Description:** The LECS successfully deleted the binding between the policy value and the specified LES.

LECS.043**Level:** C_INFO**Short Syntax:** LECS.043 LECS: dlted LAN type pol val: *lan_type_pv* => x *les_atm_addr***Long Syntax:** LECS.043 LECS: deleted LAN type policy value: *lan_type_pv* => x *les_atm_addr***Description:** The LECS successfully deleted the binding between the policy value and the LES.

LECS.044**Level:** C_INFO**Short Syntax:** LECS.044 LECS: dltd max frm sz pol val: *frame_size_pv* => x *les_atm_addr***Long Syntax:** LECS.044 LECS: deleted maximum frame size policy value: *frame_size_pv* => x *les_atm_addr***Description:** The LECS successfully deleted the binding between the policy value and the LES.

LECS.045**Level:** UE_ERROR**Short Syntax:** LECS.045 LECS: dltd ELAN nm pol val: val not exst ' *elan_name_pv* ' => x *les_atm_addr***Long Syntax:** LECS.045 LECS: deleted ELAN name policy value: value did not exist ' *elan_name_pv* ' => x *les_atm_addr***Description:** The LECS successfully deleted the binding between the policy value and the LES because the value did not exist at the LECS.

LECS.046**Level:** UE_ERROR**Short Syntax:** LECS.046 LECS: dltd ELAN nm pol val: bad LES addr ' *elan_name_pv* ' => x *les_atm_addr***Long Syntax:** LECS.046 LECS: deleted ELAN name policy value: bad LES address ' *elan_name_pv* ' => x *les_atm_addr***Description:** The LECS successfully deleted the binding between the policy value and the LES because the specified value is bound to a LES other than the specified LES.

LECS.047**Level:** C_INFO**Short Syntax:** LECS.047 LECS: dltd ELAN nm pol val: ' *elan_name_pv* ' => x *les_atm_addr***Long Syntax:** LECS.047 LECS: deleted ELAN name policy value: ' *elan_name_pv* ' => x *les_atm_addr***Description:** The LECS successfully deleted the binding between the policy value and the specified LES.

LECS.048**Level:** UE_ERROR**Short Syntax:** LECS.048 LECS: *operation_descrip_string*: ELAN nm ' *elan_name* ' not exst**Long Syntax:** LECS.048 LECS: *operation_descrip_string*: ELAN name ' *elan_name* ' does not exist**Description:** A lookup for the specified ELAN name failed during the given operation.

LECS.049**Level:** UI_ERROR**Short Syntax:** LECS.049 LECS: crt TLV failed: tp x *tlv_type* len *tlv_length* val *tlv_value*: for ELAN '*elan_name*': mem alloc err**Long Syntax:** LECS.049 LECS: create TLV failed: type x *tlv_type* length *tlv_length* value *tlv_value*: for ELAN '*elan_name*': memory allocation error**Description:** The LECS failed in attempting to allocate memory for the TLV.**Action:** Contact your customer service representative.

LECS.050**Level:** C_INFO**Short Syntax:** LECS.050 LECS: crtd TLV: tp x *tlv_type* len *tlv_length* val x *tlv_value*: for ELAN '*elan_name*'**Long Syntax:** LECS.050 LECS: created TLV: type x *tlv_type* length *tlv_length* value x *tlv_value*: for ELAN '*elan_name*'**Description:** The LECS created the specified TLV for the given ELAN.

LECS.051**Level:** C_INFO**Short Syntax:** LECS.051 LECS: dlted TLV: tp x *tlv_type* len *tlv_length* val *tlv_value*: for ELAN '*elan_name*'**Long Syntax:** LECS.051 LECS: deleted TLV: type x *tlv_type* length *tlv_length* value *tlv_value*: for ELAN '*elan_name*'**Description:** The LECS deleted the specified TLV from the ELAN.

LECS.052**Level:** UI_ERROR**Short Syntax:** LECS.052 LECS: trmntng *error_string* (*error_code*)**Long Syntax:** LECS.052 LECS: terminating *error_string* (*error_code*)**Description:** LECS is being terminated because of the specified reason.**Action:** Contact your customer service representative.

LECS.053**Level:** U_INFO**Short Syntax:** LECS.053 LECS: rlsng idle vccs**Long Syntax:** LECS.053 LECS: releasing idle vccs**Description:** LECS has exceeded its maximum number of VCCs and is attempting to release VCCs which have not been recently used.

LECS.054**Level:** UI_ERROR**Short Syntax:** LECS.054 LECS: rls idle vccs fld: *error_string* (*error_code*)**Long Syntax:** LECS.054 LECS: release idle vccs failed: *error_string* (*error_code*)**Description:** LECS failed in attempting to get the current time from the ATM device. Idle VCCs were not able to be released.

Action: Contact your customer service representative.

LECS.055

Level: C_INFO

Short Syntax: LECS.055 LECS: rlsd idle vcc to x *atm_address*

Long Syntax: LECS.055 LECS: released idle vcc to x *atm_address*

Description: LECS determined that the connection to the given ATM address was idle and released it.

LECS.056

Level: UI_ERROR

Short Syntax: LECS.056 LECS: ATM user reg fld: *error_string* (*error_code*)

Long Syntax: LECS.056 LECS: ATM user registration failed: *error_string* (*error_code*)

Description: LECS was unable to register as a user of ATM.

Action: Contact your customer service representative.

LECS.057

Level: U_INFO

Short Syntax: LECS.057 LECS: wtng for ATM net up

Long Syntax: LECS.057 LECS: waiting for ATM net up

Description: ATM interface is down, waiting for net up

LECS.058

Level: U_INFO

Short Syntax: LECS.058 LECS: wtng for ATM addr act

Long Syntax: LECS.058 LECS: waiting for ATM address activation

Description: ATM address activation has not yet completed

LECS.059

Level: UI_ERROR

Short Syntax: LECS.059 LECS: ATM addr act fld: *error_string* (*error_code*)

Long Syntax: LECS.059 LECS: ATM address activation failed: *error_string* (*error_code*)

Description: ATM address activation has failed for the LECS.

Action: Contact your customer service representative.

LECS.060

Level: UI_ERROR

Short Syntax: LECS.060 LECS: unbl to get ATM addr: *error_string* (*error_code*)

Long Syntax: LECS.060 LECS: unable to get ATM address: *error_string* (*error_code*)

Description: The LECS was unable to get its ATM address.

Action: Contact your customer service representative.

LECS.061

Level: U_INFO

Short Syntax: LECS.061 LECS: ATM addr: x *atm_address*

Long Syntax: LECS.061 LECS: ATM address: x *atm_address*

Description: The LECS has retrieved its ATM address.

LECS.062

Level: U_INFO

Short Syntax: LECS.062 LECS: wtng for UNI vrsn rpt

Long Syntax: LECS.062 LECS: waiting for UNI version report

Description: The LECS is waiting to be informed of the UNI version.

LECS.063

Level: U_INFO

Short Syntax: LECS.063 LECS: UNI vrsn *uni_version* rptd

Long Syntax: LECS.063 LECS: UNI version *uni_version* reported

Description: The LECS is operating under the specified UNI version.

LECS.064

Level: UI_ERROR

Short Syntax: LECS.064 LECS: unbl to open frame SAP: *error_string* (*error_code*)

Long Syntax: LECS.064 LECS: unable to open frame SAP: *error_string* (*error_code*)

Description: The LECS failed to open a frame SAP.

Action: Contact your customer service representative.

LECS.065

Level: UI_ERROR

Short Syntax: LECS.065 LECS: unbl to open call SAP: *error_string* (*error_code*)

Long Syntax: LECS.065 LECS: unable to open call SAP: *error_string* (*error_code*)

Description: The LECS failed to open a call SAP.

Action: Contact your customer service representative.

LECS.066

Level: U_INFO

Short Syntax: LECS.066 LECS: cmplt'd intzlt'n

Long Syntax: LECS.066 LECS: completed initialization

Description: The LECS has completed initialization and is completely operational.

LECS.067**Level:** UE_ERROR**Short Syntax:** LECS.067 LECS: frm dscrdd: *discard_reason***Long Syntax:** LECS.067 LECS: frame discarded: *discard_reason***Description:** The LECS has discarded an incoming frame for the specified reason.

LECS.068**Level:** UE_ERROR**Short Syntax:** LECS.068 LECS: invld lecid: *lecid***Long Syntax:** LECS.068 LECS: invalid lecid: *lecid***Description:** The incoming frame had an invalid LEC-ID value.

LECS.069**Level:** UE_ERROR**Short Syntax:** LECS.069 LECS: invld src LAN dest: x *source_lan_dest_string***Long Syntax:** LECS.069 LECS: invalid source LAN destination: x *source_lan_dest_string***Description:** The incoming frame had an invalid source LAN destination.

LECS.070**Level:** UE_ERROR**Short Syntax:** LECS.070 LECS: invld src ATM addr: x *source_atm_addr_string***Long Syntax:** LECS.070 LECS: invalid source ATM address: x *source_atm_addr_string***Description:** The incoming frame had an invalid source ATM address.

LECS.071**Level:** UE_ERROR**Short Syntax:** LECS.071 LECS: invld ELAN typ: *requested_lan_type***Long Syntax:** LECS.071 LECS: invalid ELAN type: *requested_lan_type***Description:** The incoming frame had an invalid ELAN type field.

LECS.072**Level:** UE_ERROR**Short Syntax:** LECS.072 LECS: invld max frm sz: *requested_mfs***Long Syntax:** LECS.072 LECS: invalid maximum frame size: *requested_mfs***Description:** The incoming frame had an invalid maximum frame size field.

LECS.073**Level:** C_INFO**Short Syntax:** LECS.073 LECS: frm pssd vldtn chcks**Long Syntax:** LECS.073 LECS: frame passed validation checks**Description:** The incoming frame passed all frame validation tests.

LECS.074

Level: C_INFO

Short Syntax: LECS.074 LECS: LEC x *lec_atm_addr* assgnd to LES x *les_atm_addr* at priority usng *policy_descript_string*

Long Syntax: LECS.074 LECS: LEC x *lec_atm_addr* assigned to LES x *les_atm_addr* at priority *priority* using policy *policy_descript_string*

Description: The LEC was assigned to the specified LES based on the given policy.

LECS.075

Level: C_INFO

Short Syntax: LECS.075 LECS: unbl to assign rqst frm x *source_atm_address*

Long Syntax: LECS.075 LECS: unable to assign request from x *source_atm_address*

Description: The LECS was unable to assign the configuration request from the given source ATM address to a LES.

LECS.076

Level: UE_ERROR

Short Syntax: LECS.076 LECS: ATM net down

Long Syntax: LECS.076 LECS: ATM net down

Description: The ATM network is now down.

LECS.077

Level: U_INFO

Short Syntax: LECS.077 LECS: ATM net up

Long Syntax: LECS.077 LECS: ATM net up

Description: The ATM network is now up.

LECS.078

Level: U_INFO

Short Syntax: LECS.078 LECS: ATM addr actvtd

Long Syntax: LECS.078 LECS: ATM address activated

Description: The ATM address of the LECS has been activated.

LECS.079

Level: UE_ERROR

Short Syntax: LECS.079 LECS: ATM addr actvtn tmd out: retrying

Long Syntax: LECS.079 LECS: ATM address activation timed out: retrying

Description: The activation of the LECS' ATM address has timed out. Activation will be retried.

LECS.080**Level:** UE_ERROR**Short Syntax:** LECS.080 LECS: ATM addr rjctd**Long Syntax:** LECS.080 LECS: ATM address rejected**Description:** The ATM address of the LECS has been rejected. Another attempt will be made to activate the ATM address.

LECS.081**Level:** UE_ERROR**Short Syntax:** LECS.081 LECS: ATM addr dctvtd: reactivating**Long Syntax:** LECS.081 LECS: ATM address deactivated: reactivating**Description:** The ATM address of the LECS has been deactivated. The LECS is attempting to reactivate it.

LECS.082**Level:** U_INFO**Short Syntax:** LECS.082 LECS: UNI vrsn rptd**Long Syntax:** LECS.082 LECS: UNI version reported**Description:** The UNI version was reported.

LECS.083**Level:** UI_ERROR**Short Syntax:** LECS.083 LECS: invld upcall: *upcall_descriptor_string***Long Syntax:** LECS.083 LECS: invalid upcall from ATM: *upcall_descriptor_string***Description:** ATM has called an invalid or unexpected LECS procedure.**Action:** Contact your customer service representative.

LECS.084**Level:** UE_ERROR**Short Syntax:** LECS.084 LECS: rfsd cfgtn drct: invld parms**Long Syntax:** LECS.084 LECS: refused configuration direct: invalid parameters**Description:** The LECS has refused an incoming configuration direct VCC due to invalid parameters.

LECS.085**Level:** UE_ERROR**Short Syntax:** LECS.085 LECS: rfsd cfgtn drct frm x *calling_atm_address*: invld parms**Long Syntax:** LECS.085 LECS: refused configuration direct from x *calling_atm_address*: invalid parameters**Description:** The LECS has refused an incoming configuration direct VCC from the given ATM address due to invalid parameters. To gain more information on why the VCC was rejected, LES ELS messages must be displayed. The relevant LES ELS messages are LES.002 through LES.040.

LECS.086**Level:** UE_ERROR**Short Syntax:** LECS.086 LECS: rfsd cfgtn drct frm x *calling_atm_address*: at max VCCs**Long Syntax:** LECS.086 LECS: refused configuration direct from x *calling_atm_address*: at maximum VCCs**Description:** The LECS has refused an incoming configuration direct VCC from the given ATM address because it is already at its maximum number of VCCs. The LECS attempted, and failed, to locate and release idle VCCs.

LECS.087**Level:** UI_ERROR**Short Syntax:** LECS.087 LECS: rfsd cfgtn drct frm x *calling_atm_address*: mem alloc err**Long Syntax:** LECS.087 LECS: refused configuration direct from x *calling_atm_address*: memory allocation error**Description:** The LECS has refused an incoming configuration direct VCC from the given ATM address due to a memory allocation error.**Action:** Contact your customer service representative.

LECS.088**Level:** UI_ERROR**Short Syntax:** LECS.088 LECS: rfsd cfgtn drct frm x *calling_atm_address*: unable to get time**Long Syntax:** LECS.088 LECS: refused configuration direct from x *calling_atm_address*: unable to get time**Description:** The LECS has refused an incoming configuration direct VCC from the given ATM address due to an inability to determine the time.**Action:** Contact your customer service representative.

LECS.089**Level:** UI_ERROR**Short Syntax:** LECS.089 LECS: rfsd cfgtn drct frm x *calling_atm_address*: opn data path err: no ATM mem**Long Syntax:** LECS.089 LECS: refused configuration direct from x *calling_atm_address*: open data path error: no ATM memory**Description:** The LECS has refused an incoming configuration direct VCC from the given ATM address due to an inability to open a data path to the caller. The data path failure was due to a lack of memory in ATM.**Action:** Contact your customer service representative.

LECS.090**Level:** UI_ERROR**Short Syntax:** LECS.090 LECS: rfsd cfgtn drct frm x *calling_atm_address*: opn data path err: *error_code_string* (*error_code*)**Long Syntax:** LECS.090 LECS: refused configuration direct from x *calling_atm_address*: open data path error: *error_code_string* (*error_code*)**Description:** The LECS has refused an incoming configuration direct VCC from the given ATM address due to an inability to open a data path to the caller.

Action: Contact your customer service representative.

LECS.091

Level: UI_ERROR

Short Syntax: LECS.091 LECS: rfsd cfgtn drct frm x *calling_atm_address*: rcv ack err: no SVC mem

Long Syntax: LECS.091 LECS: refused configuration direct from x *calling_atm_address*: receive ack error: no SVC memory

Description: The LECS has refused an incoming configuration direct VCC from the given ATM address due to an inability to acknowledge the call. The acknowledgment failure was due to a lack of memory in SVC.

Action: Contact your customer service representative.

LECS.092

Level: UI_ERROR

Short Syntax: LECS.092 LECS: rfsd cfgtn drct frm x *calling_atm_address*: rcv ack err: *error_code_string* (*error_code*)

Long Syntax: LECS.092 LECS: refused configuration direct from x *calling_atm_address*: rcv ack error: *error_code_string* (*error_code*)

Description: The LECS has refused an incoming configuration direct VCC from the given ATM address due to an inability to acknowledge the call.

Action: Contact your customer service representative.

LECS.093

Level: C_INFO

Short Syntax: LECS.093 LECS: cfgtn drct frm x *calling_atm_address* estblshd

Long Syntax: LECS.093 LECS: configuration direct from x *calling_atm_address* established

Description: The LECS has established a configuration direct from the given caller.

LECS.094

Level: C_INFO

Short Syntax: LECS.094 LECS: cfgtn drct frm x *calling_atm_address* dscnncd

Long Syntax: LECS.094 LECS: configuration direct from x *calling_atm_address* disconnected

Description: The configuration direct VCC from the specified ATM address has been disconnected.

LECS.095

Level: C_INFO

Short Syntax: LECS.095 LECS: snt cfgtrn rspns for x *source_atm_address*

Long Syntax: LECS.095 LECS: sent configuration response for x *source_atm_address*

Description: The LECS has transmitted a configuration response using the specified source ATM address.

LECS.096**Level:** UI_ERROR**Short Syntax:** LECS.096 LECS: invld state (*state*) for upcall ' *upcall_descriptor_string*'**Long Syntax:** LECS.096 LECS: invalid state (*state*) for upcall ' *upcall_descriptor_string*'**Description:** The ATM interface has issued an upcall to the LECS using an invalid user correlator.**Action:** Contact your customer service representative.

LECS.097**Level:** UE_ERROR**Short Syntax:** LECS.097 LECS: *operation_descrip_string*: LES addr *les_atm_addr* not exst**Long Syntax:** LECS.097 LECS: *operation_descrip_string*: LES ATM address *les_atm_addr* does not exist**Description:** A lookup for the specified LES ATM address failed during the given operation.

LECS.098**Level:** UI_ERROR**Short Syntax:** LECS.098 LECS: crt LES *les_atm_addr* fld: mem alloc err**Long Syntax:** LECS.098 LECS: create LES *les_atm_addr* failed: memory allocation error**Description:** A memory allocation error ocured while attempting to create a LES at the LECS.**Action:** Contact your customer service representative.

LECS.099**Level:** UE_ERROR**Short Syntax:** LECS.099 LECS: crt LES *les_atm_addr* fld: dplct LES addr**Long Syntax:** LECS.099 LECS: create LES *les_atm_addr* failed: duplicate LES ATM address**Description:** The user is attempting to create a LES using a LES ATM address which already exists.

LECS.100**Level:** UI_ERROR**Short Syntax:** LECS.100 LECS: crt LES *les_atm_addr* fld: dbase err**Long Syntax:** LECS.100 LECS: create LES *les_atm_addr* failed: database error**Description:** A database error ocured while attempting to add the LES address to the LECS databases.**Action:** Contact your customer service representative.

LECS.101**Level:** U_INFO**Short Syntax:** LECS.101 LECS: LES crtd x *les_atm_addr* => ' *elan_name*'**Long Syntax:** LECS.101 LECS: LES created x *les_atm_addr* => ' *elan_name*'**Description:** The specified LES was created and bound to the given ELAN.

LECS.102**Level:** UE_ERROR**Short Syntax:** LECS.102 LECS: dlt LES: val not exist x *les_atm_addr* => '*elan_name*'**Long Syntax:** LECS.102 LECS: deleted LES: value did not exist x *les_atm_addr* => '*elan_name*'**Description:** The LECS successfully deleted the binding between LES and the ELAN because the specified LES ATM address did not exist at the LECS.

LECS.103**Level:** UE_ERROR**Short Syntax:** LECS.103 LECS: dlt LES *les_atm_addr* fld: bad ELAN nm '*elan_name*'**Long Syntax:** LECS.103 LECS: delete of LES *les_atm_addr* failed: bad ELAN name '*elan_name*'**Description:** The user attempted to delete a LES from an ELAN when that LES was not associated with that ELAN.

LECS.104**Level:** U_INFO**Short Syntax:** LECS.104 LECS: LES dlt: x *les_atm_addr* => '*elan_name*'**Long Syntax:** LECS.104 LECS: LES deleted: x *les_atm_addr* => '*elan_name*'**Description:** The specified LES was deleted from the given ELAN at the LECS.

LECS.105**Level:** UI_ERROR**Short Syntax:** LECS.105 LECS: crt ELAN '*elan_name*' fld: dbase err**Long Syntax:** LECS.105 LECS: create ELAN '*elan_name*' failed: database error**Description:** A database error occurred while attempting to add the ELAN to the the LECS databases.**Action:** Contact your customer service representative.

LECS.106**Level:** C_INFO**Short Syntax:** LECS.106 LECS: incmng call: *local_or_wk_address***Long Syntax:** LECS.106 LECS: incoming call: *local_or_wk_address***Description:** The LECS received an incoming call for either the local address, or for the LECS well-known address as specified in the LAN emulation specification.

LECS.107**Level:** C_INFO**Short Syntax:** LECS.107 LECS: addng LEC addr to mem: *lec_atm_addr*. LES *les_atm_addr* time *current_time***Long Syntax:** LECS.107 LECS: adding LEC ATM address to memory: *lec_atm_addr*. LES *les_atm_addr* current time *current_time***Description:** The LEC ATM address was added to the LECS short-term memory. The LEC was assigned to the specified LES at the given time.

LECS.108**Level:** C_INFO**Short Syntax:** LECS.108 LECS: dltnng LEC addr frm mem: *lec_atm_addr* time *current_time***Long Syntax:** LECS.108 LECS: deleting LEC ATM address from memory: *lec_atm_addr*
current time *current_time***Description:** The LEC ATM address was deleted from the LECS short-term memory at the specified time.

LECS.109**Level:** C_INFO**Short Syntax:** LECS.109 LECS: updtnng LEC addr in mem: *lec_atm_addr* LES
les_atm_addr time *current_time***Long Syntax:** LECS.109 LECS: updating LEC ATM address in memory: *lec_atm_addr*.
LES *les_atm_addr* current time *current_time***Description:** The LEC ATM address was updated in the LECS short-term memory. The LES was last assigned to the specified LES at the given time.

LECS.110**Level:** UI_ERROR**Short Syntax:** LECS.110 LECS: mem add fld: unbl to get time: *lec_atm_addr***Long Syntax:** LECS.110 LECS: memory add failed: unable to get time: *lec_atm_addr***Description:** The LECS was unable to add the LEC ATM address to its memory because it was unable to get the current time.**Action:** Contact your customer service representative.

LECS.111**Level:** UI_ERROR**Short Syntax:** LECS.111 LECS: mem updt fld: unbl to get time: *lec_atm_addr***Long Syntax:** LECS.111 LECS: memory update failed: unable to get time: *lec_atm_addr***Description:** The LECS was unable to update the LEC ATM address in its memory because it was unable to get the current time.**Action:** Contact your customer service representative.

LECS.112**Level:** UI_ERROR**Short Syntax:** LECS.112 LECS: mem lkup fld: unbl to get time: *lec_atm_addr***Long Syntax:** LECS.112 LECS: memory lookup failed: unable to get time: *lec_atm_addr***Description:** The LECS was unable to search for a LEC ATM address in its memory because it was unable to get the current time.**Action:** Contact your customer service representative.

LECS.113**Level:** UI_ERROR**Short Syntax:** LECS.113 LECS: mem add fld: mem alloc err: *lec_atm_addr***Long Syntax:** LECS.113 LECS: memory add failed: memory allocation error: *lec_atm_addr***Description:** The LECS was unable to add the LEC ATM address to its memory because of a memory allocation error.**Action:** Contact your customer service representative.

LECS.114**Level:** C_INFO**Short Syntax:** LECS.114 LECS: mem lkup success: *lec_atm_addr* prim LES *primary_les_atm_addr*: last LES *last_les_atm_addr***Long Syntax:** LECS.114 LECS: memory lookup success: *lec_atm_addr* primary LES *primary_les_atm_addr*: last LES *last_les_atm_addr***Description:** The LECS found the LEC ATM address in its short term memory. The LEC is associated with the specified primary LES in its databases, and the last time the LEC contacted the LECS it was given the LES specified LES address.

LECS.115**Level:** C_INFO**Short Syntax:** LECS.115 LECS: mem lkup fld: *lec_atm_addr***Long Syntax:** LECS.115 LECS: memory lookup failed: *lec_atm_addr***Description:** The LECS did not find the LEC ATM address in memory. The primary LES ATM address is used in the configuration response.

LECS.116**Level:** U_INFO**Short Syntax:** LECS.116 LECS: mvd to nrml state**Long Syntax:** LECS.116 LECS: moved to normal state**Description:** The LECS has moved from the state where it rejects all incoming calls to its normal operating state.

LECS.117**Level:** U_INFO**Short Syntax:** LECS.117 LECS: mvd to rjct calls state**Long Syntax:** LECS.117 LECS: moved to reject calls state**Description:** The LECS has moved to a state where it will reject all incoming calls.

LECS.118**Level:** C_INFO**Short Syntax:** LECS.118 LECS: rfsd cfgtn drct frm x *calling_atm_address* rject calls state**Long Syntax:** LECS.118 LECS: refused configuration direct from x *calling_atm_address* in reject call state**Description:** The LECS has refused an incoming configuration direct VCC from the given ATM address because it is in a state which dictates that all VCCs are rejected.

LECS.119**Level:** UI_ERROR**Short Syntax:** LECS.119 LECS: ELAN ' *elan_name*': set fld: dbase err: *set_fail_reason***Long Syntax:** LECS.119 LECS: ELAN ' *elan_name*': set failed: database error:
*set_fail_reason***Description:** The attempt to set the parameter of the ELAN failed due to a database error. The resources of the failed ELAN were released at the LECS.**Action:** Contact your customer service representative.

LECS.120**Level:** UI_ERROR**Short Syntax:** LECS.120 LECS: LES x *les_atm_addr*: set fld: dbase err: *set_fail_reason***Long Syntax:** LECS.120 LECS: LES x *les_atm_addr*: set failed: database error:
*set_fail_reason***Description:** The attempt to set the parameter of the LES failed due to a database error. The failed LES was released at the LECS.**Action:** Contact your customer service representative.

LECS.121**Level:** C_INFO**Short Syntax:** LECS.121 LECS: lcl LES addr for ELAN ' *elan_name*' mapped to LES:
*actual_les_atm_addr***Long Syntax:** LECS.121 LECS: local LES address for ELAN: ' *elan_name*' mapped to LES:
*actual_les_atm_addr***Description:** The local LES ATM address was mapped to specified actual ATM address. The actual ATM address was obtained from a LES/BUS located on this router which serves the specified ELAN.

LECS.122**Level:** U_INFO**Short Syntax:** LECS.122 LECS: unbl to find local LES for ELAN ' *elan_name*' for LEC:
*lec_atm_addr***Long Syntax:** LECS.122 LECS: unable to find local LES for ELAN ' *elan_name*' for LEC:
*lec_atm_addr***Description:** The specified LEC was to be assigned to a local LES, but that local LES does not exist on the router. The configuration request for this LEC is rejected.

LECS.123**Level:** U_INFO**Short Syntax:** LECS.123 LECS: wka rgstrtn: success**Long Syntax:** LECS.123 LECS: well-known address registration: success**Description:** The attempt by ILMI to register the LECS well-known address with the ATM switch has succeeded.

LECS.124**Level:** U_INFO**Short Syntax:** LECS.124 LECS: wka rgstrtn: no success**Long Syntax:** LECS.124 LECS: well-known address registration: no success**Description:** The attempt by ILMI to register the LECS well-known address with the switch has either failed, or has not yet succeeded. The LECS will poll the status of the well-known address again.

LECS.125**Level:** U_INFO**Short Syntax:** LECS.125 LECS: wka rgstrtn: gvng up**Long Syntax:** LECS.125 LECS: well-known address registration: giving up**Description:** The attempt by ILMI to register the LECS well-known address with the switch has either failed, or has not yet succeeded. The LECS will not poll the status of the well-known address again.

LECS.126**Level:** UI_ERROR**Short Syntax:** LECS.126 LECS: wka rgstrtn err: *error_string* (*error_code*)**Long Syntax:** LECS.126 LECS: well-known address registration error: *error_string* (*error_code*)**Description:** The LECS attempt to poll the status of the well-known address registration resulted in an error.**Action:** Contact your customer service representative.

LECS.127**Level:** UI_ERROR**Short Syntax:** LECS.127 LECS: wka actvtn err: *error_string* (*error_code*)**Long Syntax:** LECS.127 LECS: well-known address activation error: *error_string* (*error_code*)**Description:** The LECS attempt to activate the well-known address resulted in an error.**Action:** Contact your customer service representative.

LECS.128**Level:** P_TRACE**Short Syntax:** LECS.128 Trace LECS control frames**Long Syntax:** LECS.128 Trace LAN Emulation Configuration Server control frames**Description:** Packet tracing for control frames to and from the LECS.

LECS.129**Level:** C_INFO**Short Syntax:** LECS.129 LECS: security req rejected for LEC *lec_atm_addr* and LES *les_atm_addr*: *rejection_reason***Long Syntax:** LECS.129 LECS: security request rejected for LEC *lec_atm_addr* and LES *les_atm_addr*: *rejection_reason***Description:** The LECS processed a security request concerning the specified LEC and LES, and this request was rejected. Reasons for rejecting a security request are: 1) "requesting LES not last assigned LES" - the LEC was found in the short-term memory of the LECS, and the last LES to which it was assigned is not the requesting LES. 2) "LES assignment failed" - the LECS has no knowledge of the LEC contacting it, and the LECS is unable to find a LES for the LEC based on the supplied information. 3) "requesting LES not assigned LES" - the LECS has no knowledge of the LEC contacting it, the LECS was able to assign the LEC to a LES, but the requesting LES is not the LES that would be assigned by the LECS.

LECS.130**Level:** C_INFO**Short Syntax:** LECS.130 LECS: security req approved for LEC *lec_atm_addr* and LES *les_atm_addr***Long Syntax:** LECS.130 LECS: security request approved for LEC *lec_atm_addr* and LES *les_atm_addr***Description:** The LECS processed a security request concerning the specified LEC and LES, and the request was approved.

LECS.131**Level:** UI_ERROR**Short Syntax:** LECS.131 LECS: disconnect upcall with invalid correlator**Long Syntax:** LECS.131 LECS: disconnect upcall with invalid correlator**Description:** The LECS received an upcall from SVC with an invalid correlator.**Action:** Contact your customer service representative.

LECS.132**Level:** C_INFO**Short Syntax:** LECS.132 LECS: sending LEC: *lec_atm_addr* to *primary_or_backup* LES: *les_atm_addr***Long Syntax:** LECS.132 LECS: sending LEC: *lec_atm_addr* to *primary_or_backup* LES: *les_atm_addr***Description:** The specified client is being sent to the specified primary or backup LES.

LECS.133**Level:** UE_ERROR**Short Syntax:** LECS.133 LECS: error *error_location*: invalid ATM addr mask *atm_addr_mask***Long Syntax:** LECS.133 LECS: error *error_location*: invalid ATM address mask *atm_addr_mask***Description:** The given ATM address mask is invalid. The only type of address mask currently allowed specifies a prefix of the ATM address. Thus, the mask must be a non-zero number of 0xff octets, followed by all 0x00 octets. The error occurred when the user attempted to create or delete an ATM address policy value.

LECS.134**Level:** C_INFO**Short Syntax:** LECS.134 LECS: crtd ESI/Sel pol val: x *esi_selector* => x *les_atm_addr***Long Syntax:** LECS.134 LECS: created ESI/Selector policy value: x *esi_selector* => x *les_atm_addr***Description:** The LECS successfully created the specified policy value, binding it to the specified LES.

LECS.135**Level:** UE_ERROR**Short Syntax:** LECS.135 LECS: dltd ESI/Sel pol val: val not exst x *esi_selector_pv* => x *les_atm_addr***Long Syntax:** LECS.135 LECS: deleted ESI/Selector policy value: value did not exist x *esi_selector_pv* => x *les_atm_addr***Description:** The LECS successfully deleted the binding between the policy value and the LES because the value did not exist at the LECS.

LECS.136**Level:** UE_ERROR**Short Syntax:** LECS.136 LECS: dltd ESI/Sel pol val: bad LES addr x *esi_selector_pv* => x *les_atm_addr***Long Syntax:** LECS.136 LECS: deleted ESI/Selector policy value: bad LES address x *esi_selector_pv* => x *les_atm_addr***Description:** The LECS successfully deleted the binding between the policy value and the LES because the specified value is bound to a LES other than the specified LES.

LECS.137**Level:** C_INFO**Short Syntax:** LECS.137 LECS: dltd ESI/Sel pol val: x *esi_selector_pv* => x *les_atm_addr***Long Syntax:** LECS.137 LECS: deleted ESI/Selector policy value: x *esi_selector_pv* => x *les_atm_addr***Description:** The LECS successfully deleted the binding between the policy value and the specified LES.

LECS.138**Level:** UI_ERROR**Short Syntax:** LECS.138 LECS: crt sus ATM Addr fld: mem alloc err: *suspect_atm_address_description_string***Long Syntax:** LECS.138 LECS: create suspect ATM Addr failed: memory allocation error: *suspect_atm_address_description_string***Description:** The LECS was unable to allocate the memory required to create the specified suspect ATM address.**Action:** Contact your customer service representative.

LECS.139**Level:** UE_ERROR**Short Syntax:** LECS.139 LECS: crt sus ATM Addr fld: val exists:
*suspect_ATM_Address_description***Long Syntax:** LECS.139 LECS: create suspect ATM Address failed: value already exists:
*suspect_ATM_Address_description***Description:** The specified suspect ATM Address already exists at the LECS.

LECS.140**Level:** UI_ERROR**Short Syntax:** LECS.140 LECS: crt sus ATM Addr fld: dbase err:
*suspect_ATM_Address_description***Long Syntax:** LECS.140 LECS: create suspect ATM Address failed: database error:
*suspect_ATM_Address_description***Description:** The LECS was unable to create the suspect ATM Address because of an internal database error.**Action:** Contact your customer service representative.

LECS.141**Level:** U_INFO**Short Syntax:** LECS.141 LECS: sus ATM Addr dltd: *suspect_ATM_Address_description***Long Syntax:** LECS.141 LECS: suspect ATM Address deleted :
*suspect_ATM_Address_description***Description:** The specified suspect ATM address was deleted from the LECS.

LECS.142**Level:** UE_ERROR**Short Syntax:** LECS.142 LECS: suspect src ATM addr: x *source_atm_addr_string***Long Syntax:** LECS.142 LECS: suspect source ATM address: x *source_atm_addr_string***Description:** The incoming frame had a suspect source ATM address.

LECS.143**Level:** C_INFO**Short Syntax:** LECS.143 LECS: updt'd cnfgrtn for fld: ' *field_name*'**Long Syntax:** LECS.143 LECS: updated configuration for field: ' *field_name*'**Description:** During initialization, an outdated configuration record was discovered. Certain configuration parameters of the LECS were updated to reflect a new code release. This event is common and expected after updating to a new release of operation code.

LECS.144**Level:** C_INFO**Short Syntax:** LECS.144 LECS: rfsd cfgrtn drct frm x *calling_atm_address* suspect ATM address**Long Syntax:** LECS.144 LECS: refused configuration direct from x *calling_atm_address* in reject call state**Description:** The LECS has refused an incoming configuration direct VCC from the given

ATM address because the address is configured to be a suspect ATM address in the access-control database.

LECS.145

Level: UE_ERROR

Short Syntax: LECS.145 LECS: frm contains bad TLV info

Long Syntax: LECS.145 LECS: frame contains incorrect no bytes in TLV data.

Description: The incoming frame contains incorrect no bytes in TLV data.

LECS.146

Level: U_INFO

Short Syntax: LECS.146 LECS: LEC x *lec_atm_addr* last assgnd to unkwn LES, occrrd *count* times

Long Syntax: LECS.146 LECS: LEC x *lec_atm_addr* last assigned to unknown LES, has occurred *count* times

Description: The specified LEC is in the LECS' memory, but has most recently been assigned to a LES which is neither the primary nor the backup. This may be the result of a configuration change at the LEC or the LECS, or it may indicate that an edge device is incorrectly using the same source ATM address for configuring multiple LECs. If this message occurs multiple times for the same LEC with an increasing count, then the latter explanation is most likely.

LAN Emulation Server and Broadcast Unknown Server (LES/BUS)

This chapter describes LAN Emulation Server and Broadcast Unknown Server (LES/BUS) messages. For information on message content and how to use the message, refer to the Introduction.

LES.001

Level: UI_ERROR

Short Syntax: LES.001 LES/BUS:' *ELAN_name*':trmntng: *error_string* (*error_code*)

Long Syntax: LES.001 LES/BUS:' *ELAN_name*':terminating: *error_string* (*error_code*)

Description: ELAN is being terminated

LES.002

Level: CE_ERROR

Short Syntax: LES.002 LE:Cell Rate IE:Fwd PCR(CLP=0+1) excds ln rt *fwd_peak_rate*

Long Syntax: LES.002 LE:Cell Rate IE:Forward Peak Cell Rate(CLP=0+1) exceeds line rate *fwd_peak_rate*

Description: Forward Peak Cell Rate for low priority data, exceeds line rate

LES.003

Level: CE_ERROR

Short Syntax: LES.003 LE:Cell Rate IE:Fwd SCR(CLP=0+1) excds max *fwd_sustainable_rate*

Long Syntax: LES.003 LE:Cell Rate IE:Forward Sustainable Cell Rate(CLP=0+1) exceeds maximum *fwd_sustainable_rate*

Description: Forward Sustainable Cell Rate for low priority data exceeds maximum reserved cell rate

LES.004

Level: CE_ERROR

Short Syntax: LES.004 LE:Cell Rate IE:Fwd SCR(CLP=0) excds max *fwd_sustainable_rate*

Long Syntax: LES.004 LE:Cell Rate IE:Forward Sustainable Cell Rate(CLP=0) exceeds maximum *fwd_sustainable_rate*

Description: Forward Sustainable Cell Rate for high priority data exceeds maximum reserved cell rate

LES.005

Level: CE_ERROR

Short Syntax: LES.005 LE:Cell Rate IE:Fwd PCR(CLP=0+1) excds max *fwd_peak_rate*

Long Syntax: LES.005 LE:Cell Rate IE:Forward Peak Cell Rate(CLP=0+1) exceeds maximum *fwd_peak_rate*

Description: Forward Peak Cell Rate for low priority data exceeds maximum reserved cell rate

LES.006**Level:** CE_ERROR**Short Syntax:** LES.006 LE:Cell Rate IE:Bak SCR(CLP=0+1) excds max *bak_sustainable_rate***Long Syntax:** LES.006 LE:Cell Rate IE:Backward Sustainable Cell Rate(CLP=0+1) exceeds maximum *bak_sustainable_rate***Description:** Backward Sustainable Cell Rate for low priority data exceeds maximum reserved cell rate

LES.007**Level:** CE_ERROR**Short Syntax:** LES.007 LE:Cell Rate IE:Bak SCR(CLP=0) excds max *bak_sustainable_rate***Long Syntax:** LES.007 LE:Cell Rate IE:Backward Sustainable Cell Rate(CLP=0) exceeds maximum *bak_sustainable_rate***Description:** Backward Sustainable Cell Rate for high priority data exceeds maximum reserved cell rate

LES.008**Level:** CE_ERROR**Short Syntax:** LES.008 LE:Cell Rate IE:Bak PCR(CLP=0+1) excds max *bak_peak_rate***Long Syntax:** LES.008 LE:Cell Rate IE:Backward Peak Cell Rate(CLP=0+1) exceeds maximum *bak_peak_rate***Description:** Backward Peak Cell Rate for low priority data exceeds maximum reserved cell rate

LES.009**Level:** CE_ERROR**Short Syntax:** LES.009 LE:Bearer IE:Invlid class (x *bearer_class*)**Long Syntax:** LES.009 LE:Bearer IE:Invalid class (x *bearer_class*)**Description:** Invalid bearer class, bearer class should be class C or class X

LES.010**Level:** CE_ERROR**Short Syntax:** LES.010 LE:Bearer IE:Invlid conn type (x *conn_type*)**Long Syntax:** LES.010 LE:Bearer IE:Invalid connection type (x *conn_type*)**Description:** Invalid connection type, connection type should be point-to-point

LES.011**Level:** CE_ERROR**Short Syntax:** LES.011 LE:QOS IE:Invlid fwd QOS class (x *fwd_QOS*)**Long Syntax:** LES.011 LE:QOS IE:Invalid forward QOS class (x *fwd_QOS*)**Description:** Connection is best effort service, and forward Quality Of Service should be QOS class 0

LES.012**Level:** CE_ERROR**Short Syntax:** LES.012 LE:QOS IE:Invlid bak QOS class (x *bak_QOS*)**Long Syntax:** LES.012 LE:QOS IE:Invalid backward QOS class (x *bak_QOS*)**Description:** Connection is best effort, and backward Quality Of Service should be QOS class 0

LES.013**Level:** CE_ERROR**Short Syntax:** LES.013 LE:Calling Party addr IE not prsnt**Long Syntax:** LES.013 LE:Calling Party address IE not present**Description:** Calling Party address IE is not present

LES.014**Level:** CE_ERROR**Short Syntax:** LES.014 LE:Calling Party Addr IE:Invlid ATM addr lngth (*remote_addr_length*)**Long Syntax:** LES.014 LE:Calling Party Addr IE:Invalid ATM address length (*remote_addr_length*)**Description:** Calling Party Address IE has invalid ATM address length

LES.015**Level:** CE_ERROR**Short Syntax:** LES.015 LE:Calling Party Addr IE:ATM addr fld scrn**Long Syntax:** LES.015 LE:Calling Party Addr IE:ATM address failed screening**Description:** ATM address was verified and failed screening

LES.016**Level:** CE_ERROR**Short Syntax:** LES.016 LE:Calling Party Addr IE:Invlid ATM addr**Long Syntax:** LES.016 LE:Calling Party Address IE:Invalid ATM address**Description:** Format of ATM address is incorrect, only private ATM address format is supported

LES.017**Level:** CE_ERROR**Short Syntax:** LES.017 LE:AAL IE:Not prsnt, or Invlid AAL type (x *AAL_type*)**Long Syntax:** LES.017 LE:AAL IE:Not present, or Invalid AAL type (x *AAL_type*)**Description:** Invalid AAL type, AAL type should be AAL5

LES.018**Level:** CE_ERROR**Short Syntax:** LES.018 LE:AAL IE:Invlid fwd max SDU sz (*fwd_max_SDU_size*)**Long Syntax:** LES.018 LE:AAL IE:Invalid forward maximum SDU size (*fwd_max_SDU_size*)**Description:** Forward maximum SDU size is not valid

LES.019**Level:** CE_ERROR**Short Syntax:** LES.019 LE:AAL IE:Invlid bak max SDU sz for P2P call (*bak_max_SDU_size*)**Long Syntax:** LES.019 LE:AAL IE:Invalid backward maximum SDU size for Point-to-Point Call (*bak_max_SDU_size*)**Description:** For a point-to-point call, the backward maximum SDU size is invalid

LES.020**Level:** CE_ERROR**Short Syntax:** LES.020 LE:AAL IE:Invlid bak max SDU sz for P2MP call (*bak_max_SDU_size*)**Long Syntax:** LES.020 LE:AAL IE:Invalid backward maximum SDU size for Point-to-MultiPoint Call (*bak_max_SDU_size*)**Description:** For a point-to-multipoint call, the backward maximum SDU size is invalid, should be zero or one

LES.022**Level:** CE_ERROR**Short Syntax:** LES.022 LE:AAL IE:Invlid mode (x *data_transport_mode*)**Long Syntax:** LES.022 LE:AAL IE:Invalid mode (x *data_transport_mode*)**Description:** For UNI Version 3.0, the data transport mode is invalid, data transport mode should be message mode

LES.023**Level:** CE_ERROR**Short Syntax:** LES.023 LE:AAL IE:Mode spcfd in UNI 3.1 x *data_transport_mode***Long Syntax:** LES.023 LE:AAL IE:Mode specified in UNI 3.1 x *data_transport_mode***Description:** For UNI 3.1, the data transport mode should not be specified

LES.024**Level:** CE_ERROR**Short Syntax:** LES.024 LE:AAL IE:Invlid SSCS type (x *SSCS_type*)**Long Syntax:** LES.024 LE:AAL IE:Invalid SSCS type (x *SSCS_type*)**Description:** Invalid SSCS type, SSCS type should be null. This check is no longer performed by LE Services.

LES.025**Level:** CE_ERROR**Short Syntax:** LES.025 LE:BLLI IE:Invld L2 prtcl (x *l2prtcl*)**Long Syntax:** LES.025 LE:BLLI IE:Invalid Layer 2 protocol (x *l2prtcl*)**Description:** BLLI IE contains an invalid Layer 2 protocol, Layer 2 protocol should be not specified

LES.026**Level:** CE_ERROR**Short Syntax:** LES.026 LE:BLLI IE:Invld L2 mode (x *l2mode*)**Long Syntax:** LES.026 LE:BLLI IE:Invalid Layer 2 mode (x *l2mode*)**Description:** Invalid Layer 2 mode, Layer 2 mode should be not specified

LES.027**Level:** CE_ERROR**Short Syntax:** LES.027 LE:BLLI IE:Invld L2 wndw sz (*l2wndw_size*)**Long Syntax:** LES.027 LE:BLLI IE:Invalid Layer 2 window size (*l2wndw_size*)**Description:** BLLI IE contains invalid Layer 2 window size, Layer 2 window size should be not specified

LES.028**Level:** CE_ERROR**Short Syntax:** LES.028 LE:BLLI IE:Invld L2 prtcl info (x *l2info*)**Long Syntax:** LES.028 LE:BLLI IE:Invalid Layer 2 protocol info (x *l2info*)**Description:** Invalid Layer 2 protocol info, Layer 2 protocol info should be not specified

LES.029**Level:** CE_ERROR**Short Syntax:** LES.029 LE:BLLI IE:L3 prtcl not spcfd**Long Syntax:** LES.029 LE:BLLI IE:Layer 3 protocol not specified**Description:** Layer 3 protocol not specified, should be ISO/IEC TR 9577 (x0B)

LES.030**Level:** CE_ERROR**Short Syntax:** LES.030 LE:BLLI IE:Invld L3 prtcl (x *l3prtcl*)**Long Syntax:** LES.030 LE:BLLI IE:Invalid Layer 3 protocol (x *l3prtcl*)**Description:** Invalid Layer 3 protocol,should be ISO/IEC TR9577 (x0B)

LES.031**Level:** CE_ERROR**Short Syntax:** LES.031 LE:BLLI IE:Invld L3 mode (x *l3mode*)**Long Syntax:** LES.031 LE:BLLI IE:Invalid Layer 3 mode (x *l3mode*)**Description:** Invalid Layer 3 mode, Layer 3 mode should be not specified

LES.032**Level:** CE_ERROR**Short Syntax:** LES.032 LE:BLLI IE:Invld L3 dflt pkt sz (x *l3dflt_pkt_sz*)**Long Syntax:** LES.032 LE:BLLI IE:Invalid Layer 3 default packet size (x *l3dflt_pkt_sz*)**Description:** Invalid Layer 3 default packet size, Layer 3 packet size should be not specified

LES.033**Level:** CE_ERROR**Short Syntax:** LES.033 LE:BLLI IE:Invld L3 pkt wndw sz x *l3pkt_wndw_sz***Long Syntax:** LES.033 LE:BLLI IE:Invalid Layer 3 packet window size x *l3pkt_wndw_sz***Description:** Invalid Layer 3 packet window size, Layer 3 packet window size should be not specified

LES.034**Level:** CE_ERROR**Short Syntax:** LES.034 LE:BLLI IE:Invld L3 prtcl info (x *l3info*)**Long Syntax:** LES.034 LE:BLLI IE:Invalid Layer 3 protocol info (x *l3info*)**Description:** Invalid Layer 3 protocol info, Layer 3 protocol info should be not specified

LES.035**Level:** CE_ERROR**Short Syntax:** LES.035 LE:BLLI IE:L3 IPI not spcfd**Long Syntax:** LES.035 LE:BLLI IE:Layer 3 Initial Protocol Identifier not specified**Description:** Layer 3 Initial Protocol Identifier not specified, Layer 3 IPI should be x80

LES.036**Level:** CE_ERROR**Short Syntax:** LES.036 LE:BLLI IE:Invld L3 IPI (x *IPI*)**Long Syntax:** LES.036 LE:BLLI IE:Invalid Layer 3 Initial Protocol Identifier (x *IPI*)**Description:** Invalid Layer 3 Initial Protocol Identifier, Layer 3 IPI should be x80

LES.037**Level:** CE_ERROR**Short Syntax:** LES.037 LE:BLLI IE:SNAP OUI not spcfd**Long Syntax:** LES.037 LE:BLLI IE:SNAP OUI not specified**Description:** BLLI IE, SNAP OUI not specified

LES.038**Level:** CE_ERROR**Short Syntax:** LES.038 LE:BLLI IE:invld SNAP OUI x *SNAP_OUI***Long Syntax:** LES.038 LE:BLLI IE:Invalid SNAP OUI x *SNAP_OUI***Description:** Invalid SNAP OUI, SNAP OUI should be x00 xA0 x3E

LES.039**Level:** CE_ERROR**Short Syntax:** LES.039 LE:BLLI IE:SNAP PID not spcfd**Long Syntax:** LES.039 LE:BLLI IE:SNAP PID not specified**Description:** BLLI IE, SNAP PID not specified

LES.040**Level:** CE_ERROR**Short Syntax:** LES.040 LE:BLLI IE:Invld SNAP PID (x *SNAP_PID*)**Long Syntax:** LES.040 LE:BLLI IE:Invalid SNAP PID (x *SNAP_PID*)**Description:** BLLI IE, invalid SNAP PID

LES.041**Level:** CE_ERROR**Short Syntax:** LES.041 LES/BUS:' *ELAN_name*':crt fld:dplct ELAN name**Long Syntax:** LES.041 LES/BUS:' *ELAN_name*':create failed: duplicate ELAN name**Description:** LES/BUS cannot be created, because a LES/BUS already exists with the given ELAN name

LES.042**Level:** UI_ERROR**Short Syntax:** LES.042 LES/BUS:' *ELAN_name*':crt fld:mem alloc err**Long Syntax:** LES.042 LES/BUS:' *ELAN_name*':create failed:memory allocation error**Description:** When trying to create a LES/BUS, a memory allocation error occurred**Action:** Contact your customer service representative

LES.043**Level:** UI_ERROR**Short Syntax:** LES.043 LES/BUS:' *ELAN_name*':crt fld:dtbs err**Long Syntax:** LES.043 LES/BUS:' *ELAN_name*':create failed:database error**Description:** Unable to add this LES/BUS to the ELAN database**Action:** Contact your customer service representative

LES.044**Level:** U_INFO**Short Syntax:** LES.044 LES/BUS:' *ELAN_name*':STARTING**Long Syntax:** LES.044 LES/BUS:' *ELAN_name*':STARTING**Description:** The LES/BUS was started

LES.045**Level:** U_INFO**Short Syntax:** LES.045 LES/BUS:' *ELAN_name*':releasing Redundancy VCC**Long Syntax:** LES.045 LES/BUS:' *ELAN_name*':releasing Redundancy VCC**Description:** The Redundancy VCC was released

LES.046**Level:** U_INFO**Short Syntax:** LES.046 LES/BUS:' *ELAN_name*':DELETED**Long Syntax:** LES.046 LES/BUS:' *ELAN_name*':DELETED**Description:** The LES/BUS was deleted

LES.047**Level:** CE_ERROR**Short Syntax:** LES.047 LES/BUS:' *ELAN_name*':rfsd Rdnncy Call Calling ATM addr = x *calling_address***Long Syntax:** LES.047 LES/BUS:' *ELAN_name*':refused Redundancy Call, Calling ATM address = x *calling_address***Description:** Redundancy call was refused

LES.048**Level:** U_INFO**Short Syntax:** LES.048 LES/BUS:' *ELAN_name*':RESTARTING**Long Syntax:** LES.048 LES/BUS:' *ELAN_name*':RESTARTING**Description:** LES/BUS was restarted

LES.049**Level:** UI_ERROR**Short Syntax:** LES.049 LES/BUS:' *ELAN_name*':rfsd Rdnncy call:ack fld:no mem Calling ATM addr = x *calling_address***Long Syntax:** LES.049 LES/BUS:' *ELAN_name*':refused Redundancy Call:ack failed:no memory, Calling ATM address = x *calling_address***Description:** Redundancy call was refused due to insufficient resources**Action:** Contact your customer service representative

LES.050**Level:** U_INFO**Short Syntax:** LES.050 LES/BUS:' *ELAN_name*':STOPPED**Long Syntax:** LES.050 LES/BUS:' *ELAN_name*':STOPPED**Description:** The LES/BUS was stopped

LES.051**Level:** UI_ERROR**Short Syntax:** LES.051 LES/BUS:' *ELAN_name*':=>DOWN:err acking Rndncy call:
error_string (*error_code*)**Long Syntax:** LES.051 LES/BUS:' *ELAN_name*':=>DOWN:error acking Redundancy call:
error_string (*error_code*)**Description:** An error ocured when accepting Redundancy call, ELAN will be terminated

LES.052**Level:** U_INFO**Short Syntax:** LES.052 LES/BUS:' *ELAN_name*':Redundancy VCC estblshd Calling Atm
addr = x *calling_address***Long Syntax:** LES.052 LES/BUS:' *ELAN_name*':Redundancy VCC established, Calling
ATM address = x *calling_address***Description:** Redundancy VCC was established

LES.053**Level:** CE_ERROR**Short Syntax:** LES.053 LES/BUS:' *ELAN_name*':rfsd Ctrl Dir call to backup Calling ATM
addr = x *calling_address***Long Syntax:** LES.053 LES/BUS:' *ELAN_name*':refused Control Direct call to backup,
Calling ATM address = x *calling_address***Description:** Control Direct call rejected because LES is functioning as backup

LES.054**Level:** U_INFO**Short Syntax:** LES.054 LES/BUS:' *ELAN_name*':Redundancy VCC estblshd Called ATM
addr = x *called_address***Long Syntax:** LES.054 LES/BUS:' *ELAN_name*':Redundancy VCC established, Called
ATM address = x *called_address***Description:** Redundancy VCC established

LES.055**Level:** C_INFO**Short Syntax:** LES.055 LES/BUS:' *ELAN_name*': *VCC_type* rlsd:nrml**Long Syntax:** LES.055 LES/BUS:' *ELAN_name*': *VCC_type* released:normal**Description:** A VCC was released for normal reasons

LES.056**Level:** CE_ERROR**Short Syntax:** LES.056 LES/BUS:' *ELAN_name*':Rndncy call fld:cause *cause_code* Called
ATM addr = x *called_address***Long Syntax:** LES.056 LES/BUS:' *ELAN_name*':Redundancy call failed:cause *cause_code*,
Called ATM address = x *called_address***Description:** Redundancy call failed

LES.057**Level:** UI_ERROR**Short Syntax:** LES.057 LES/BUS:' *ELAN_name*':=>DOWN:ATM user reg fld: *error_string* (*error_code*)**Long Syntax:** LES.057 LES/BUS:' *ELAN_name*':=>DOWN:ATM user registration failed: *error_string* (*error_code*)**Description:** ATM user registration failed**Action:** Contact your customer service representative

LES.058**Level:** U_INFO**Short Syntax:** LES.058 LES/BUS:' *ELAN_name*':waiting for ATM Net Up**Long Syntax:** LES.058 LES/BUS:' *ELAN_name*':waiting for ATM Net Up**Description:** ATM interface is down, waiting for a Net Up

LES.059**Level:** U_INFO**Short Syntax:** LES.059 LES/BUS:' *ELAN_name*':waiting for ATM addr actvn**Long Syntax:** LES.059 LES/BUS:' *ELAN_name*':waiting for ATM address activation**Description:** ATM address activation has not yet completed

LES.060**Level:** UI_ERROR**Short Syntax:** LES.060 LES/BUS:' *ELAN_name*':=>DOWN:ATM addr actvn fld: *error_string* (*error_code*)**Long Syntax:** LES.060 LES/BUS:' *ELAN_name*':=>DOWN:ATM address activation failed: *error_string* (*error_code*)**Description:** ATM address activation failed**Action:** Contact your customer service representative

LES.061**Level:** UI_ERROR**Short Syntax:** LES.061 LES/BUS:' *ELAN_name*':=>DOWN:err reading ATM addr: *error_string* (*error_code*)**Long Syntax:** LES.061 LES/BUS:' *ELAN_name*':=>DOWN:err reading ATM address: *error_string* (*error_code*)**Description:** Error reading ATM address**Action:** Contact your customer service representative

LES.062**Level:** U_INFO**Short Syntax:** LES.062 LES/BUS:' *ELAN_name*':waiting for UNI Vrsn rpt**Long Syntax:** LES.062 LES/BUS:' *ELAN_name*':waiting for UNI Version report**Description:** UNI Version Report has not yet completed

LES.063**Level:** UI_ERROR**Short Syntax:** LES.063 LES/BUS:' *ELAN_name*':=>DOWN:err reading UNI Vrsn:
error_string (*error_code*)**Long Syntax:** LES.063 LES/BUS:' *ELAN_name*':=>DOWN:error reading UNI Version:
error_string (*error_code*)**Description:** Error reading UNI version

LES.064**Level:** UI_ERROR**Short Syntax:** LES.064 LES/BUS:' *ELAN_name*':=>DOWN:err opening ATM Adptr Frame
SAP: *error_string* (*error_code*)**Long Syntax:** LES.064 LES/BUS:' *ELAN_name*':=>DOWN:error opening ATM Adapter
Frame SAP: *error_string* (*error_code*)**Description:** Error opening ATM Adapter Frame SAP**Action:** Contact your customer service representative

LES.065**Level:** UI_ERROR**Short Syntax:** LES.065 LES/BUS:' *ELAN_name*':=>DOWN:err opening Call SAP:
error_string (*error_code*)**Long Syntax:** LES.065 LES/BUS:' *ELAN_name*':=>DOWN:error opening Call SAP:
error_string (*error_code*)**Description:** Error opening Call SAP**Action:** Contact your customer service representative

LES.066**Level:** UI_ERROR**Short Syntax:** LES.066 LES/BUS:' *ELAN_name*':=>DOWN:err opening Ctrl Dist Grp:
error_string (*error_code*)**Long Syntax:** LES.066 LES/BUS:' *ELAN_name*':=>DOWN:error opening Control Distribute
Group: *error_string* (*error_code*)**Description:** Error opening Control Distribute Group**Action:** Contact your customer service representative

LES.067**Level:** UI_ERROR**Short Syntax:** LES.067 LES/BUS:' *ELAN_name*':=>DOWN:err opening Mcast Fwd Grp:
error_string (*error_code*)**Long Syntax:** LES.067 LES/BUS:' *ELAN_name*':=>DOWN:error opening Multicast Forward
Group: *error_string* (*error_code*)**Description:** Error opening Multicast Forward Group**Action:** Contact your customer service representative

LES.068**Level:** UI_ERROR**Short Syntax:** LES.068 LES/BUS:' *ELAN_name*':BCM init fld**Long Syntax:** LES.068 LES/BUS:' *ELAN_name*':BCM initialization failed**Description:** BroadCast Manager initialization failed

LES.069**Level:** UI_ERROR**Short Syntax:** LES.069 LES/BUS:' *ELAN_name*':err starting IP BCM**Long Syntax:** LES.069 LES/BUS:' *ELAN_name*':error starting IP BCM**Description:** An error occurred while attempting to start IP BroadCast Manager

LES.070**Level:** UI_ERROR**Short Syntax:** LES.070 LES/BUS:' *ELAN_name*':err starting IPX BCM**Long Syntax:** LES.070 LES/BUS:' *ELAN_name*':error starting IPX BCM**Description:** An error occurred while attempting to start IPX BroadCast Manager

LES.071**Level:** UI_ERROR**Short Syntax:** LES.071 LES/BUS:' *ELAN_name*':err starting NetBIOS BCM**Long Syntax:** LES.071 LES/BUS:' *ELAN_name*':error starting NetBIOS BCM**Description:** An error occurred while trying to start NetBIOS BroadCast Manager

LES.072**Level:** UE_ERROR**Short Syntax:** LES.072 LES/BUS:' *ELAN_name*':ATM Net DOWN**Long Syntax:** LES.072 LES/BUS:' *ELAN_name*':ATM Net DOWN**Description:** ATM interface is in an inoperable state

LES.073**Level:** U_INFO**Short Syntax:** LES.073 LES/BUS:' *ELAN_name*':ATM Net UP**Long Syntax:** LES.073 LES/BUS:' *ELAN_name*':ATM Net UP**Description:** ATM interface is in an operable state

LES.074**Level:** U_INFO**Short Syntax:** LES.074 LES/BUS:' *ELAN_name*':ATM addr actvted**Long Syntax:** LES.074 LES/BUS:' *ELAN_name*':ATM address activated**Description:** ATM address was activated successfully

LES.075**Level:** UE_ERROR**Short Syntax:** LES.075 LES/BUS:' *ELAN_name*':ATM addr actvtn tmd out: retrying**Long Syntax:** LES.075 LES/BUS:' *ELAN_name*':ATM address activation timed out:retrying**Description:** ATM address activation request timed out, activation will be retried

LES.076**Level:** UE_ERROR**Short Syntax:** LES.076 LES/BUS:' *ELAN_name*':ATM addr rjctd by switch**Long Syntax:** LES.076 LES/BUS:' *ELAN_name*':ATM address rejected by switch**Description:** ATM address was rejected by switch. Another attempt will be made to activate the ATM address.

LES.077**Level:** UE_ERROR**Short Syntax:** LES.077 LES/BUS:' *ELAN_name*':ATM Addr deactvtd: reactvtng**Long Syntax:** LES.077 LES/BUS:' *ELAN_name*':ATM address deactivated: reactivating**Description:** ATM address has been deactivated by switch, address will be reactivated

LES.078**Level:** U_INFO**Short Syntax:** LES.078 LES/BUS:' *ELAN_name*':UNI Vrsn rptd**Long Syntax:** LES.078 LES/BUS:' *ELAN_name*':UNI Version reported**Description:** The UNI version was reported

LES.079**Level:** UI_ERROR**Short Syntax:** LES.079 Unexpected LECS addr lst rptd**Long Syntax:** LES.079 Unexpected LECS address list reported**Description:** An unexpected LECS ATM address list was reported

LES.080**Level:** CE_ERROR**Short Syntax:** LES.080 LES/BUS:' *ELAN_name*':rfsd Ctrl Dir call**Long Syntax:** LES.080 LES/BUS:' *ELAN_name*':refused Control Direct call**Description:** Validation of request for Control direct VCC failed

LES.081**Level:** CE_ERROR**Short Syntax:** LES.081 LES/BUS:' *ELAN_name*':rfsd Ctrl Dir Call, Calling ATM addr = x *calling_address***Long Syntax:** LES.081 LES/BUS:' *ELAN_name*':refused Control Direct Call, Calling ATM address = x *calling_address***Description:** Validation of request for Control Direct VCC failed

LES.082**Level:** UI_ERROR**Short Syntax:** LES.082 LES/BUS:' *ELAN_name*':rfsd Ctrl Dir Call:mem alloc err, Calling ATM addr = x *calling_address***Long Syntax:** LES.082 LES/BUS:' *ELAN_name*':refused Control Direct Call:memory allocation error, Calling ATM address = x *calling_address***Description:** Request for Control Direct VCC failed, unable to allocate memory**Action:** Contact your customer service representative

LES.083**Level:** UI_ERROR**Short Syntax:** LES.083 LES/BUS:' *ELAN_name*':rfsd Ctrl Dir Call:dt pth opn err:no mem, Calling ATM addr = x *calling_address***Long Syntax:** LES.083 LES/BUS:' *ELAN_name*':refused Control Direct Call:data path open error:no memory, Calling ATM address = x *calling_address***Description:** Insufficient resources to open data path for Control Direct VCC**Action:** Contact your customer service representative

LES.084**Level:** UI_ERROR**Short Syntax:** LES.084 LES/BUS:' *ELAN_name*':=>DOWN:Ctrl Dir dt pth opn err: *error_string* (*error_code*)**Long Syntax:** LES.084 LES/BUS:' *ELAN_name*':=>DOWN:Control Direct data path open error: *error_string* (*error_code*)**Description:** An error occurred when trying to open data path for Control Direct VCC, the ELAN will be terminated

LES.085**Level:** UI_ERROR**Short Syntax:** LES.085 LES/BUS:' *ELAN_name*':rfsd Ctrl Dir Call:ack fld:no mem, Calling ATM addr = x *calling_address***Long Syntax:** LES.085 LES/BUS:' *ELAN_name*':refused Control Direct Call:ack failed:no memory, Calling ATM address = x *calling_address***Description:** Unable to accept Control Direct Call due to insufficient resources**Action:** Contact your customer service representative

LES.086**Level:** UI_ERROR**Short Syntax:** LES.086 LES/BUS:' *ELAN_name*':=>DOWN:err acking Ctrl Dir call: *error_string* (*error_code*)**Long Syntax:** LES.086 LES/BUS:' *ELAN_name*':=>DOWN:error acking Control Direct call: *error_string* (*error_code*)**Description:** An error occurred while accepting Control Direct Call, ELAN will be terminated

LES.087**Level:** C_INFO**Short Syntax:** LES.087 LES/BUS:' *ELAN_name*':Ctrl Dir estblshd, Calling ATM addr = x *calling_address***Long Syntax:** LES.087 LES/BUS:' *ELAN_name*':=>Control Direct established, Calling ATM address = x *calling_address***Description:** Control Direct VCC was established

LES.088**Level:** CE_ERROR**Short Syntax:** LES.088 LES/BUS:' *ELAN_name*':rfsd Mcast Send call**Long Syntax:** LES.088 LES/BUS:' *ELAN_name*':refused Multicast Send call**Description:** Validation of request for Multicast Send VCC failed

LES.089**Level:** CE_ERROR**Short Syntax:** LES.089 LES/BUS:' *ELAN_name*':rfsd Mcast Send call, Calling ATM addr = x *calling_address***Long Syntax:** LES.089 LES/BUS:' *ELAN_name*':refused Multicast Send call, Calling ATM addr = x *calling_address***Description:** Validation of request for Multicast Send VCC failed

LES.090**Level:** CE_ERROR**Short Syntax:** LES.090 LES/BUS:' *ELAN_name*':rfsd Mcast Send call:unkwn ATM addr, calling ATM addr = x *calling_address***Long Syntax:** LES.090 LES/BUS:' *ELAN_name*':refused Multicast Send Call:unknown ATM address,calling ATM address = x *calling_address***Description:** Multicast Send Call refused, ATM address is unknown

LES.091**Level:** CE_ERROR**Short Syntax:** LES.091 LES/BUS:' *ELAN_name*':rfsd Mcast Send call:JOIN incmplt, LEC ATM addr = x *LEC_address***Long Syntax:** LES.091 LES/BUS:' *ELAN_name*':refused Multicast Send call:join incomplete, LEC ATM address = x *LEC_address***Description:** Multicast Send Call refused, JOIN phase has not completed

LES.092**Level:** CE_ERROR**Short Syntax:** LES.092 LES/BUS:' *ELAN_name*':rfsd Mcast Send call:VCC alrdy actv, LEC ATM addr = x *LEC_address***Long Syntax:** LES.092 LES/BUS:' *ELAN_name*':refused Multicast Send call:VCC already active, LEC ATM address = x *LEC_address***Description:** LEC already has a connection to the BUS

LES.093**Level:** UI_ERROR**Short Syntax:** LES.093 LES/BUS:' *ELAN_name*':rfsd Mcast Send call:dt pth opn err:no mem, LEC ATM addr = x *LEC_address***Long Syntax:** LES.093 LES/BUS:' *ELAN_name*':refused Multicast Send call:data path open error:no memory, LEC ATM address = x *LEC_address***Description:** Insufficient resources to open data path for Multicast Send VCC**Action:** Contact your customer service representative

LES.094**Level:** UI_ERROR**Short Syntax:** LES.094 LES/BUS:' *ELAN_name*':=>DOWN:Mcast Send dt pth opn err: *error_string* (*error_code*)**Long Syntax:** LES.094 LES/BUS:' *ELAN_name*':=>DOWN:Multicast Send data path open error: *error_string* (*error_code*)**Description:** An error occurred when trying to open data path for Multicast Send VCC, ELAN will be terminated

LES.095**Level:** UI_ERROR**Short Syntax:** LES.095 LES/BUS:' *ELAN_name*':rfsd Mcast Send call:ack fld:no mem, LEC ATM addr = x *LEC_address***Long Syntax:** LES.095 LES/BUS:' *ELAN_name*':refused Multicast Send call:ack failed:no memory, LEC ATM address = x *LEC_address***Description:** Unable to accept Multicast Send Call, due to insufficient resources**Action:** Contact your customer service representative

LES.096**Level:** UI_ERROR**Short Syntax:** LES.096 LES/BUS:' *ELAN_name*':=>DOWN:err ackng Mcast Send call: *error_string* (*error_code*)**Long Syntax:** LES.096 LES/BUS:' *ELAN_name*':=>DOWN:error acknowledging Multicast Send call: *error_string* (*error_code*)**Description:** An error occurred while accepting Multicast Send Call, ELAN will be terminated

LES.097**Level:** C_INFO**Short Syntax:** LES.097 LES/BUS:' *ELAN_name*':Mcast Send estblshd, LEC ATM addr = x *LEC_address***Long Syntax:** LES.097 LES/BUS:' *ELAN_name*':Multicast Send established, LEC ATM address = x *LEC_address***Description:** Multicast Send VCC was established

LES.098**Level:** CE_ERROR**Short Syntax:** LES.098 LES/BUS:' *ELAN_name*':trmntng LEC:ngtted *VCC_type* parms, LEC ATM addr = x *LEC_address***Long Syntax:** LES.098 LES/BUS:' *ELAN_name*':terminating LEC:negotiated *VCC_type* parms, LEC ATM addr = x *LEC_address***Description:** AAL and BLLI parameters are not negotiable

LES.099**Level:** UI_ERROR**Short Syntax:** LES.099 LES/BUS:' *ELAN_name*':=>DOWN: *VCC_type* dt pth opn err: *error_string* (*error_code*)**Long Syntax:** LES.099 LES/BUS:' *ELAN_name*':=>DOWN: *VCC_type* data path open error: *error_string* (*error_code*)**Description:** An error occurred when trying to open data path for VCC, ELAN will be terminated

LES.100**Level:** UI_ERROR**Short Syntax:** LES.100 LES/BUS:' *ELAN_name*':trmntng LEC: *VCC_type* dt pth opn err:no mem, LEC ATM addr = x *LEC_address***Long Syntax:** LES.100 LES/BUS:' *ELAN_name*':terminating LEC: *VCC_type* data path open error:no memory, LEC ATM address = x *LEC_address***Description:** Insufficient resources to open data path for VCC**Action:** Contact your customer service representative

LES.101**Level:** C_INFO**Short Syntax:** LES.101 LES/BUS:' *ELAN_name*': *VCC_type* estblshd, LEC ATM addr = x *LEC_address***Long Syntax:** LES.101 LES/BUS:' *ELAN_name*': *VCC_type* established, LEC ATM address = x *LEC_address***Description:** VCC of the given type was established

LES.102**Level:** UI_ERROR**Short Syntax:** LES.102 LES/BUS:' *ELAN_name*':=>DOWN:err adding to Ctrl Dist Grp: *error_string* (*error_code*)**Long Syntax:** LES.102 LES/BUS:' *ELAN_name*':=>DOWN:error adding to Control Distribute Group: *error_string* (*error_code*)**Description:** An error occurred when trying to add VCC to Control Distribute Group

LES.103**Level:** UI_ERROR**Short Syntax:** LES.103 LES/BUS:' *ELAN_name*':=>DOWN:err adding to Mcast Fwd Grp:
error_string (*error_code*)**Long Syntax:** LES.103 LES/BUS:' *ELAN_name*':=>DOWN:error adding to Multicast
Forward Group: *error_string* (*error_code*)**Description:** An error occurred while trying to add VCC to Multicast Forward Group, ELAN
will be terminated

LES.104**Level:** C_INFO**Short Syntax:** LES.104 LES/BUS:' *ELAN_name*': *VCC_type* leaf estblshd, LEC ATM addr =
x *LEC_address***Long Syntax:** LES.104 LES/BUS:' *ELAN_name*': *VCC_type* leaf established, LEC ATM
address = x *LEC_address***Description:** For the given VCC type, a party was added to a point-to-multipoint call

LES.105**Level:** C_INFO**Short Syntax:** LES.105 LES/BUS:' *ELAN_name*':trmntng LEC:Ctrl Dir rlsd:nrml, LEC ATM
addr = x *LEC_address***Long Syntax:** LES.105 LES/BUS:' *ELAN_name*':terminating LEC:Control Direct
released:normal, LEC ATM address = x *LEC_address***Description:** A Control Direct Call was released for normal reasons, the LEC's ELAN mem-
bership will be terminated

LES.106**Level:** CE_ERROR**Short Syntax:** LES.106 LES/BUS:' *ELAN_name*':trmntng LEC:Ctrl Dir rlsd:cause
cause_code, LEC ATM addr = x *LEC_address***Long Syntax:** LES.106 LES/BUS:' *ELAN_name*':terminating LEC:Control Direct
released:cause *cause_code*, LEC ATM address = x *LEC_address***Description:** A Control Direct Call was released due to the given cause, the LEC's ELAN
membership will be terminated

LES.107**Level:** UE_ERROR**Short Syntax:** LES.107 LES/BUS:' *ELAN_name*':trmntng LEC:Ctrl Dir rlsd:nt dwn, LEC
ATM addr = x *LEC_address***Long Syntax:** LES.107 LES/BUS:' *ELAN_name*':terminating LEC:Control Direct
released:net down, LEC ATM address = x *LEC_address***Description:** A Control Direct Call was released, because the connection to the network
was down. The LEC's ELAN membership will be terminated

LES.108**Level:** C_INFO**Short Syntax:** LES.108 LES/BUS:' *ELAN_name*': *VCC_type* call fld:retrying wth Bearer Class C, LEC ATM addr = x *LEC_address***Long Syntax:** LES.108 LES/BUS:' *ELAN_name*': *VCC_type* call failed:retrying with Bearer Class C, LEC ATM address = x *LEC_address***Description:** A call failed of the given type, the call will be retried with Bearer Class C

LES.109**Level:** CE_ERROR**Short Syntax:** LES.109 LES/BUS:' *ELAN_name*':trmntng LEC: *VCC_type* call fld:cause *cause_code*, LEC ATM addr = x *LEC_address***Long Syntax:** LES.109 LES/BUS:' *ELAN_name*':terminating LEC: *VCC_type* call failed:cause *cause_code*, LEC ATM address = x *LEC_address***Description:** A called failed due to the given cause, the LEC's ELAN membership will be terminated

LES.110**Level:** UE_ERROR**Short Syntax:** LES.110 LES/BUS:' *ELAN_name*':trmntng LEC: *VCC_type* call fld:net dwn, LEC ATM addr = x *LEC_address***Long Syntax:** LES.110 LES/BUS:' *ELAN_name*':terminating LEC: *VCC_type* call failed:net down, LEC ATM address = x *LEC_address***Description:** A call failed because the connection to the network was down. The LEC's ELAN membership will be terminated

LES.111**Level:** UE_ERROR**Short Syntax:** LES.111 LES/BUS:' *ELAN_name*': *VCC_type* rlsd:cause *cause_code***Long Syntax:** LES.111 LES/BUS:' *ELAN_name*': *VCC_type* released:cause *cause_code***Description:** A VCC was released, due to the given cause

LES.112**Level:** UE_ERROR**Short Syntax:** LES.112 LES/BUS:' *ELAN_name*': *VCC_type* rlsd:net dwn**Long Syntax:** LES.112 LES/BUS:' *ELAN_name*': *VCC_type* released:net down**Description:** A VCC was released, because the connection to the network was down

LES.113**Level:** C_INFO**Short Syntax:** LES.113 LES/BUS:' *ELAN_name*':Mcast Send rlsd:nrml, LEC ATM addr = x *LEC_address***Long Syntax:** LES.113 LES/BUS:' *ELAN_name*':Multicast Send released:normal, LEC ATM address = x *LEC_address***Description:** A Multicast Send Call was released for normal reasons

LES.114**Level:** CE_ERROR**Short Syntax:** LES.114 LES/BUS:' *ELAN_name*':Mcast Send rlsd:cause *cause_code*, LEC ATM addr = x *LEC_address***Long Syntax:** LES.114 LES/BUS:' *ELAN_name*':Multicast Send released:cause *cause_code*, LEC ATM address = x *LEC_address***Description:** A Multicast Send Call was released, due to the given cause

LES.115**Level:** UE_ERROR**Short Syntax:** LES.115 LES/BUS:' *ELAN_name*':Mcast Send rlsd:net dwn, LEC ATM addr = x *LEC_address***Long Syntax:** LES.115 LES/BUS:' *ELAN_name*':Multicast Send released:net down, LEC ATM address = x *LEC_address***Description:** A Multicast Send Call was released, because the connection to the network is currently down

LES.116**Level:** CE_ERROR**Short Syntax:** LES.116 LES/BUS:' *ELAN_name*':trmntng LEC:err adding *VCC_type* leaf:cause *cause_code*, LEC ATM addr = x *LEC_address***Long Syntax:** LES.116 LES/BUS:' *ELAN_name*':terminating LEC:error adding *VCC_type* leaf:cause *cause_code*, LEC ATM address = x *LEC_address***Description:** An error occurred when adding a leaf, the LEC's ELAN membership will be terminated

LES.118**Level:** C_INFO**Short Syntax:** LES.118 LES/BUS:' *ELAN_name*':trmntng LEC: *VCC_type* leaf rlsd:nrml, LEC ATM addr = x *LEC_address***Long Syntax:** LES.118 LES/BUS:' *ELAN_name*':terminating LEC: *VCC_type* leaf released:normal, LEC ATM address = x *LEC_address***Description:** A leaf was released for normal reasons, the LEC's ELAN membership will be terminated

LES.119**Level:** CE_ERROR**Short Syntax:** LES.119 LES/BUS:' *ELAN_name*':trmntng LEC: *VCC_type* leaf rlsd:cause *cause_code*, LEC ATM addr = x *LEC_address***Long Syntax:** LES.119 LES/BUS:' *ELAN_name*':terminating LEC: *VCC_type* leaf released:cause *cause_code*, LEC ATM address = x *LEC_address***Description:** A leaf was released due to the given cause, the LEC's ELAN membership will be terminated

LES.120**Level:** UE_ERROR**Short Syntax:** LES.120 LES/BUS:' *ELAN_name*':trmntng LEC: *VCC_type* leaf rlsd:net dwn, LEC ATM addr = x *LEC_address***Long Syntax:** LES.120 LES/BUS:' *ELAN_name*':terminating LEC: *VCC_type* leaf released:net down, LEC ATM address = x *LEC_address***Description:** A leaf was released because the connection to the network was down. The LEC's ELAN membership will be terminated

LES.121**Level:** C_INFO**Short Syntax:** LES.121 LES/BUS:' *ELAN_name*': *VCC_type* leaf rlsd:normal, LEC ATM addr = x *LEC_address***Long Syntax:** LES.121 LES/BUS:' *ELAN_name*': *VCC_type* leaf released:normal, LEC ATM address = x *LEC_address***Description:** A leaf was released for normal reasons

LES.122**Level:** CE_ERROR**Short Syntax:** LES.122 LES/BUS:' *ELAN_name*': *VCC_type* leaf rlsd:cause *cause_code*, LEC ATM addr = x *LEC_address***Long Syntax:** LES.122 LES/BUS:' *ELAN_name*': *VCC_type* leaf released:cause *cause_code*, LEC ATM address = x *LEC_address***Description:** A leaf was released due to the given cause

LES.123**Level:** UE_ERROR**Short Syntax:** LES.123 LES/BUS:' *ELAN_name*': *VCC_type* leaf rlsd:net dwn, LEC ATM addr = x *LEC_address***Long Syntax:** LES.123 LES/BUS:' *ELAN_name*': *VCC_type* leaf released:net down, LEC ATM address = x *LEC_address***Description:** A leaf was released because the connection to the network was down

LES.124**Level:** C_INFO**Short Syntax:** LES.124 LES/BUS:' *ELAN_name*':dscrd OAM frm, PTI (x *pti*)**Long Syntax:** LES.124 LES/BUS:' *ELAN_name*':discarded OAM frame, PTI (x *pti*)**Description:** An OAM frame was discarded

LES.125**Level:** CE_ERROR**Short Syntax:** LES.125 LES/BUS:' *ELAN_name*':dscrd cntrl frm:invlid mrkr (x *marker*), LEC ATM addr = x *LEC_address***Long Syntax:** LES.125 LES/BUS:' *ELAN_name*':discarded control frame:invalid Marker (x *marker*), LEC ATM addr = x *LEC_address***Description:** A control frame was discarded, because the Marker was invalid. The Marker should be xFF00

LES.126**Level:** CE_ERROR**Short Syntax:** LES.126 LES/BUS:' *ELAN_name*':dscrd cntrl frm:invlid prtcl (x *protocol*), LEC ATM addr = x *LEC_address***Long Syntax:** LES.126 LES/BUS:' *ELAN_name*':discarded control frame:invalid prtcl (x *protocol*), LEC ATM addr = x *LEC_address***Description:** A control frame was discarded, because the protocol was invalid. The protocol should be x01

LES.127**Level:** CE_ERROR**Short Syntax:** LES.127 LES/BUS:' *ELAN_name*':dscrd cntrl frm:invlid Vrsn (x *version*), LEC ATM addr = x *LEC_address***Long Syntax:** LES.127 LES/BUS:' *ELAN_name*':discarded control frame:invalid Version (x *version*), LEC ATM addr = x *LEC_address***Description:** A control frame was discarded, because the Version is invalid. The version should be x01

LES.128**Level:** CE_ERROR**Short Syntax:** LES.128 LES/BUS:' *ELAN_name*':dscrd ARP RSP:src JOIN incmplt, Src LEC ATM addr = x *source_LEC_address***Long Syntax:** LES.128 LES/BUS:' *ELAN_name*':discarded ARP Response:source JOIN incomplete, Source LEC ATM address = x *source_LEC_address***Description:** An ARP Response was discarded, because the JOIN phase has not completed for the source LEC

LES.129**Level:** CE_ERROR**Short Syntax:** LES.129 LES/BUS:' *ELAN_name*':dscrd ARP RSP:unkwn LECID (x *LECID*), Src LEC ATM addr = x *source_LEC_address***Long Syntax:** LES.129 LES/BUS:' *ELAN_name*':discarded ARP Response:unknown LECID (x *LECID*), Source LEC ATM address = x *source_LEC_address***Description:** An ARP Response was discarded, because the LECID is unknown

LES.130**Level:** CE_ERROR**Short Syntax:** LES.130 LES/BUS:' *ELAN_name*':dscrd ARP RSP:trgt JOIN incmplt, Src LEC ATM addr = x *source_LEC_address*, Trgt LEC ATM addr = x *target_LEC_address***Long Syntax:** LES.130 LES/BUS:' *ELAN_name*':discarded ARP Response:target JOIN incomplete, Source LEC ATM address = x *source_LEC_address*, Target ATM address = x *target_LEC_address***Description:** An ARP Response was discarded, because the JOIN phase has not completed for the target LEC

LES.131**Level:** CE_ERROR**Short Syntax:** LES.131 LES/BUS:' *ELAN_name*':dscrd FLUSH RSP:src JOIN incmplt, Src LEC ATM addr = x *source_LEC_address***Long Syntax:** LES.131 LES/BUS:' *ELAN_name*':discarded FLUSH Response:source JOIN incomplete, Source LEC ATM address =x *source_LEC_address***Description:** A FLUSH Response was discarded,because the JOIN phase has not completed for the source LEC

LES.132**Level:** C_INFO**Short Syntax:** LES.132 LES/BUS:' *ELAN_name*':flooded FLUSH RSP:unkwn LECID (x *LECID*), Src LEC ATM addr = x *source_LEC_address***Long Syntax:** LES.132 LES/BUS:' *ELAN_name*':flooded FLUSH Response:unknown LECID (x *LECID*), Source LEC ATM address =x *source_LEC_address***Description:** A FLUSH Response was flooded to all clients because its LECID was unknown to the LES. A common reason for this event is the use of short cut bridging.

LES.133**Level:** CE_ERROR**Short Syntax:** LES.133 LES/BUS:' *ELAN_name*':dscrd FLUSH RSP:trgt JOIN incmplt, Src LEC ATM addr = x *source_LEC_address*, Trgt LEC ATM addr = x *target_LEC_address***Long Syntax:** LES.133 LES/BUS:' *ELAN_name*':discarded FLUSH Response:target JOIN incomplete, Source LEC ATM address = x *source_LEC_address*, Target ATM address = x *target_LEC_address***Description:** A FLUSH Response was discarded, because the JOIN phase has not completed for target LEC

LES.134**Level:** CE_ERROR**Short Syntax:** LES.134 LES/BUS:' *ELAN_name*':dscrd NARP REQ:JOIN incmplt, LEC ATM address = x *LEC_address***Long Syntax:** LES.134 LES/BUS:' *ELAN_name*':discarded NARP Request:JOIN incomplete, LEC ATM address = x *LEC_address***Description:** A NARP Request was discarded, because the JOIN phase has not completed

LES.135**Level:** CE_ERROR**Short Syntax:** LES.135 LES/BUS:' *ELAN_name*':dscrd NARP REQ:invid LECID (x *LECID*), LEC ATM address = x *LEC_address***Long Syntax:** LES.135 LES/BUS:' *ELAN_name*':discarded NARP Request:invalid LECID (x *LECID*), LEC ATM address = x *LEC_address***Description:** An NARP Request was discarded, because the LECID is unknown

LES.136**Level:** CE_ERROR**Short Syntax:** LES.136 LES/BUS:' *ELAN_name*':dscrd TPLGY REQ:JOIN incmplt, LEC ATM addr = x *LEC_address***Long Syntax:** LES.136 LES/BUS:' *ELAN_name*':discarded TOPOLOGY Request:JOIN incomplete, LEC ATM address = x *LEC_address***Description:** A TOPOLOGY Request was discarded, because the JOIN phase has not completed

LES.137**Level:** CE_ERROR**Short Syntax:** LES.137 LES/BUS:' *ELAN_name*':dscrd TPLGY REQ:invid LECID (x *LECID*), LEC ATM addr = x *LEC_address***Long Syntax:** LES.137 LES/BUS:' *ELAN_name*':discarded TOPOLOGY Request:invalid LECID (x *LECID*), LEC ATM address = x *LEC_address***Description:** A TOPOLOGY Request was discarded, because the LECID is unknown

LES.138**Level:** CE_ERROR**Short Syntax:** LES.138 LES/BUS:' *ELAN_name*':dscrd cntrl frm:invid Opcode (x *opcode*), LEC ATM addr = x *LEC_address***Long Syntax:** LES.138 LES/BUS:' *ELAN_name*':discarded control frame:invalid Opcode (x *opcode*), LEC ATM address = x *LEC_address***Description:** A control frame was discarded, because the Opcode was invalid.

LES.139**Level:** CE_ERROR**Short Syntax:** LES.139 LES/BUS:' *ELAN_name*':dscrd Mcast Snd frm:Bus cnct incmplt, LEC ATM addr = x *LEC_address***Long Syntax:** LES.139 LES/BUS:' *ELAN_name*':discarded Multicast Send frame:Bus connect incomplete, LEC ATM address = x *LEC_address***Description:** A Multicast Send frame was discarded, because the source LEC has not completed the BUS connect phase

LES.140**Level:** CE_ERROR**Short Syntax:** LES.140 LES/BUS:' *ELAN_name*':dscrd Mcast Snd frm:invid prtcl (*x protocol*), LEC ATM addr = *x LEC_address***Long Syntax:** LES.140 LES/BUS:' *ELAN_name*':discarded Multicast Send Frame:invalid protocol (*x protocol*), LEC ATM address = *x LEC_address***Description:** A Multicast Send frame was discarded, because the protocol is invalid. The protocol should be x01

LES.141**Level:** CE_ERROR**Short Syntax:** LES.141 LES/BUS:' *ELAN_name*':dscrd Mcast Snd frm:invid Vrsn (*x version*), LEC ATM addr = *x LEC_address***Long Syntax:** LES.141 LES/BUS:' *ELAN_name*':discarded Multicast Send frame:invalid Version (*x version*), LEC ATM address = *x LEC_address***Description:** A Multicast Send frame was discarded, because the Version is invalid. The Version should be x01

LES.142**Level:** CE_ERROR**Short Syntax:** LES.142 LES/BUS:' *ELAN_name*':dscrd Mcast Snd frm:invid Opcode (*x opcode*), LEC ATM addr = *x LEC_address***Long Syntax:** LES.142 LES/BUS:' *ELAN_name*':discarded Multicast Send frame:invalid Opcode (*x opcode*), LEC ATM address = *x LEC_address***Description:** A Multicast Send frame was discarded, because the Opcode is invalid.

LES.143**Level:** CE_ERROR**Short Syntax:** LES.143 LES/BUS:' *ELAN_name*':dscrd Mcast Snd frm:invid LECID (*x LECID*), LEC ATM addr = *x LEC_address***Long Syntax:** LES.143 LES/BUS:' *ELAN_name*':discarded Multicast Send frame:invalid LECID (*x LECID*), LEC ATM address = *x LEC_address***Description:** A Multicast Send frame was discarded, because the LECID is invalid. This check is no longer performed.

LES.144**Level:** CE_ERROR**Short Syntax:** LES.144 LES/BUS:' *ELAN_name*':dscrd FLUSH REQ:trgt Bus Cnct incmplt, Src LEC ATM addr = *x source_LEC_address*, Trgt LEC ATM addr = *x target_LEC_address***Long Syntax:** LES.144 LES/BUS:' *ELAN_name*':discarded FLUSH Request:target Bus Connect incomplete, Source LEC ATM address = *x source_LEC_address*, Target LEC ATM address = *x target_LEC_address***Description:** A FLUSH Request was discarded, because the target LEC has not completed the BUS Connect phase.

LES.145**Level:** CE_ERROR**Short Syntax:** LES.145 LES/BUS:' *ELAN_name*':dscrd dt frm:invid LECID (x *LECID*), LEC ATM addr = x *LEC_address***Long Syntax:** LES.145 LES/BUS:' *ELAN_name*':discarded data frame:invalid LECID (x *LECID*), LEC ATM address =x *LEC_address***Description:** A data frame was discarded, because the LECID is invalid. This check is no longer performed.

LES.146**Level:** CE_ERROR**Short Syntax:** LES.146 LES/BUS:' *ELAN_name*':dscrd dt frm:invid sz (x *frame_size*), LEC ATM addr = x *LEC_address***Long Syntax:** LES.146 LES/BUS:' *ELAN_name*':discarded data frame:invalid size (x *frame_size*), LEC ATM address =x *LEC_address***Description:** A data frame was discarded, because the frame size is invalid.

LES.147**Level:** CE_ERROR**Short Syntax:** LES.147 LES/BUS:' *ELAN_name*':dscrd dt frm:trgt Bus cnct incmplt, Src LEC ATM addr = x *source_LEC_address*, Trgt LEC ATM addr = x *target_LEC_address***Long Syntax:** LES.147 LES/BUS:' *ELAN_name*':discarded data frame:target Bus connect incomplete, Source LEC ATM address = x *source_LEC_address*, Target LEC ATM address = x *target_LEC_address***Description:** A data frame was discarded, because the target LEC has not completed the BUS Connect phase.

LES.148**Level:** UI_ERROR**Short Syntax:** LES.148 LES/BUS:' *ELAN_name*':=>BUS tx err: *error_string* (*error_code*)**Long Syntax:** LES.148 LES/BUS:' *ELAN_name*':=>BUS transmit error: *error_string* (*error_code*)**Description:** A BUS transmit error occurred. Depending on the severity of the error, the ELAN may be terminated.

LES.149**Level:** CE_ERROR**Short Syntax:** LES.149 LES/BUS:' *ELAN_name*':trmntng LEC:JOIN parms chngd, LEC ATM addr = x *LEC_address***Long Syntax:** LES.149 LES/BUS:' *ELAN_name*':terminating LEC:JOIN parms changed, LEC ATM address = x *LEC_address***Description:** JOIN parameters have changed, LEC's ELAN membership will be terminated

LES.150**Level:** C_INFO**Short Syntax:** LES.150 LES/BUS:' *ELAN_name*':dscred dplct JOIN REQ, LEC ATM addr = x *LEC_address***Long Syntax:** LES.150 LES/BUS:' *ELAN_name*':discard duplicate JOIN Request, LEC ATM address = x *LEC_address***Description:** A duplicate JOIN Request was received and discarded

LES.151**Level:** C_INFO**Short Syntax:** LES.151 LES/BUS:' *ELAN_name*':resndng JOIN RSP, LEC ATM addr = x *LEC_address***Long Syntax:** LES.151 LES/BUS:' *ELAN_name*':resending JOIN Response, LEC ATM address = x *LEC_address***Description:** A JOIN Response was resent

LES.152**Level:** CE_ERROR**Short Syntax:** LES.152 LES/BUS:' *ELAN_name*':JOIN fld:invld LECID (x *LECID*), LEC ATM addr = x *LEC_address***Long Syntax:** LES.152 LES/BUS:' *ELAN_name*':JOIN failed:invalid LECID (x *LECID*), LEC ATM address = x *LEC_address***Description:** JOIN failed due to invalid LECID. The LECID should be x00

LES.153**Level:** CE_ERROR**Short Syntax:** LES.153 LES/BUS:' *ELAN_name*':JOIN fld:invld MAC addr (x *MAC_address*), LEC ATM addr = x *LEC_address***Long Syntax:** LES.153 LES/BUS:' *ELAN_name*':JOIN failed:invalid MAC address (x *MAC_address*), LEC ATM address = x *LEC_address***Description:** JOIN failed, because MAC address is invalid

LES.154**Level:** CE_ERROR**Short Syntax:** LES.154 LES/BUS:' *ELAN_name*':JOIN fld:dplct MAC addr (x *MAC_address*), LEC ATM addr = x *LEC_address***Long Syntax:** LES.154 LES/BUS:' *ELAN_name*':JOIN failed:duplicate MAC address (x *MAC_address*), LEC ATM address = x *LEC_address***Description:** JOIN failed, because MAC address was not unique

LES.155**Level:** CE_ERROR**Short Syntax:** LES.155 LES/BUS:' *ELAN_name*':JOIN fld:LAN Dest is RD, LEC ATM addr = x *LEC_address***Long Syntax:** LES.155 LES/BUS:' *ELAN_name*':JOIN failed:LAN destination is Route Descriptor, LEC ATM address = x *LEC_address***Description:** JOIN failed, because a Route Descriptor cannot be registered in a JOIN

LES.156**Level:** CE_ERROR**Short Syntax:** LES.156 LES/BUS:' *ELAN_name*':JOIN fld:invld LAN Dest Tag (x *LAN_dest_tag*), LEC ATM addr = x *LEC_address***Long Syntax:** LES.156 LES/BUS:' *ELAN_name*':JOIN failed:invalid LAN Destination Tag (x *LAN_dest_tag*), LEC ATM address = x *LEC_address***Description:** JOIN failed, because LAN Dest Tag is invalid

LES.157**Level:** CE_ERROR**Short Syntax:** LES.157 LES/BUS:' *ELAN_name*':JOIN fld:ATM addr msmtch, Calling ATM addr = x *calling_address*, Src ATM addr = x *source_address***Long Syntax:** LES.157 LES/BUS:' *ELAN_name*':Join failed:ATM address mismatch, Calling ATM address = x *calling_address*, Source ATM address = x *source_address***Description:** JOIN failed, because Source ATM address does not match the Calling Party address

LES.158**Level:** CE_ERROR**Short Syntax:** LES.158 LES/BUS:' *ELAN_name*':JOIN fld:invld Src ATM addr frmt, LEC ATM addr = x *LEC_address*, Src ATM addr = x *source_address***Long Syntax:** LES.158 LES/BUS:' *ELAN_name*':Join failed:invalid Source ATM address format, LEC ATM address = x *LEC_address*, Source ATM address = x *source_address***Description:** JOIN failed,because the Source ATM address format is invalid

LES.159**Level:** CE_ERROR**Short Syntax:** LES.159 LES/BUS:' *ELAN_name*':JOIN fld:dpict ATM addr, LEC ATM addr = x *LEC_address***Long Syntax:** LES.159 LES/BUS:' *ELAN_name*':JOIN failed:duplicate ATM address, LEC ATM address = x *LEC_address***Description:** JOIN failed, because ATM address is not unique

LES.160**Level:** CE_ERROR**Short Syntax:** LES.160 LES/BUS:' *ELAN_name*':JOIN fld:invld LAN Type (x *LAN_type*), LEC ATM addr = x *LEC_address***Long Syntax:** LES.160 LES/BUS:' *ELAN_name*':JOIN failed:invalid LAN Type (x *LAN_type*), LEC ATM address = x *LEC_address***Description:** JOIN failed, because LAN type is invalid

LES.161**Level:** CE_ERROR**Short Syntax:** LES.161 LES/BUS:' *ELAN_name*':JOIN fld:invld frm sz (x *frame_size*), LEC ATM addr = x *LEC_address***Long Syntax:** LES.161 LES/BUS:' *ELAN_name*':JOIN failed:invalid frame size (x *frame_size*), LEC ATM address =x *LEC_address***Description:** JOIN failed, because frame size is invalid

LES.162**Level:** UI_ERROR**Short Syntax:** LES.162 LES/BUS:' *ELAN_name*':JOIN fld:ATM addr CB alloc err, LEC ATM addr = x *LEC_address***Long Syntax:** LES.162 LES/BUS:' *ELAN_name*':JOIN failed:ATM address Control Block allocation error, LEC ATM address =x *LEC_address***Description:** JOIN failed, because an error occurred while trying to allocate memory for the ATM address Control Block.**Action:** Contact your customer service representative

LES.163**Level:** UI_ERROR**Short Syntax:** LES.163 LES/BUS:' *ELAN_name*':JOIN fld:MAC addr CB alloc err, LEC ATM addr = x *LEC_address***Long Syntax:** LES.163 LES/BUS:' *ELAN_name*':JOIN failed:MAC address Control Block allocation error, LEC ATM address =x *LEC_address***Description:** JOIN failed, because an error occurred while trying to allocate memory for the MAC address Control Block.**Action:** Contact your customer service representative

LES.164**Level:** UI_ERROR**Short Syntax:** LES.164 LES/BUS:' *ELAN_name*':JOIN fld:LECID CB alloc err, LEC ATM addr = x *LEC_address***Long Syntax:** LES.164 LES/BUS:' *ELAN_name*':JOIN failed:LECID Control Block allocation error, LEC ATM address =x *LEC_address***Description:** JOIN failed, because an error occurred while trying to allocate memory for the LECID Control Block.**Action:** Contact your customer service representative

LES.165**Level:** U_INFO**Short Syntax:** LES.165 LES/BUS:' *ELAN_name*':JOIN fld:all LECIDs in use, LEC ATM addr = x *LEC_address***Long Syntax:** LES.165 LES/BUS:' *ELAN_name*':JOIN failed:all LECIDs in use , LEC ATM address =x *LEC_address***Description:** JOIN failed, because all LECIDs are in use

LES.166**Level:** CE_ERROR**Short Syntax:** LES.166 LES/BUS:' *ELAN_name*':trmntng LEC:JOIN time-out, LEC ATM addr = x *LEC_address***Long Syntax:** LES.166 LES/BUS:' *ELAN_name*':terminating LEC:JOIN time-out, LEC ATM address = x *LEC_address***Description:** JOIN phase has not completed before timer expired, LEC's ELAN membership will be terminated

LES.167**Level:** UI_ERROR**Short Syntax:** LES.167 LES/BUS:' *ELAN_name*':=>DOWN:LECID DB add err: *error_string* (*error_code*)**Long Syntax:** LES.167 LES/BUS:' *ELAN_name*':DOWN:LECID DataBase add error: *error_string* (*error_code*)**Description:** An error occurred while trying to add an entry to the LECID DataBase. The ELAN will be terminated**Action:** Contact your customer service representative

LES.168**Level:** C_INFO**Short Syntax:** LES.168 LES/BUS:' *ELAN_name*':plcng *VCC_type* call, LEC ATM addr = x *LEC_address***Long Syntax:** LES.168 LES/BUS:' *ELAN_name*':placing *VCC_type* call, LEC ATM address = x *LEC_address***Description:** A call is being placed for the given VCC type

LES.169**Level:** UI_ERROR**Short Syntax:** LES.169 LES/BUS:' *ELAN_name*':JOIN fld:err plcng *VCC_type* call: *error_string* (*error_code*), LEC ATM addr = x *LEC_address***Long Syntax:** LES.169 LES/BUS:' *ELAN_name*':JOIN failed:error placing *VCC_type* call: *error_string* (*error_code*), LEC ATM address = x *LEC_address***Description:** JOIN failed, unable to place call due to lack of memory**Action:** Contact your customer service representative

LES.170**Level:** UI_ERROR**Short Syntax:** LES.170 LES/BUS:' *ELAN_name*':=>DOWN:err plcng *VCC_type* call:
error_string (*error_code*)**Long Syntax:** LES.170 LES/BUS:' *ELAN_name*':=>DOWN:error placing *VCC_type* call:
error_string (*error_code*)**Description:** An error occurred while trying to place a call

LES.171**Level:** C_INFO**Short Syntax:** LES.171 LES/BUS:' *ELAN_name*':wtng to add *VCC_type* leaf, LEC ATM
addr = x *LEC_address***Long Syntax:** LES.171 LES/BUS:' *ELAN_name*':waiting to add *VCC_type* leaf,LEC ATM
address = x *LEC_address***Description:** Call signaling in progress, waiting for completion

LES.172**Level:** C_INFO**Short Syntax:** LES.172 LES/BUS:' *ELAN_name*':adding *VCC_type* leaf, LEC ATM addr = x
*LEC_address***Long Syntax:** LES.172 LES/BUS:' *ELAN_name*':adding *VCC_type* leaf,LEC ATM address =
x *LEC_address***Description:** A leaf is being added

LES.173**Level:** UI_ERROR**Short Syntax:** LES.173 LES/BUS:' *ELAN_name*':JOIN fld:err adding *VCC_type* leaf:
error_string (*error_code*), LEC ATM addr = x *LEC_address***Long Syntax:** LES.173 LES/BUS:' *ELAN_name*':JOIN failed:error adding *VCC_type* leaf:
error_string (*error_code*),LEC ATM address = x *LEC_address***Description:** JOIN failed, because an error occurred when adding a leaf

LES.174**Level:** UI_ERROR**Short Syntax:** LES.174 LES/BUS:' *ELAN_name*':=>DOWN:err adding *VCC_type* leaf:
error_string (*error_code*)**Long Syntax:** LES.174 LES/BUS:' *ELAN_name*':=>DOWN:error adding *VCC_type* leaf:
error_string (*error_code*)**Description:** An error occurred when adding a leaf, the ELAN will be terminated

LES.175**Level:** C_INFO**Short Syntax:** LES.175 LES/BUS:' *ELAN_name*':dscrd FLUSH REQ:trgtd for BUS, LEC ATM addr = x *LEC_address***Long Syntax:** LES.175 LES/BUS:' *ELAN_name*':discarded FLUSH Request:targeted for BUS, LEC ATM address = x *LEC_address***Description:** FLUSH Request was discarded, because it was targeted for BUS

LES.176**Level:** UI_ERROR**Short Syntax:** LES.176 LES/BUS:' *ELAN_name*':trmntng LEC:err plcng *VCC_type* call: *error_string* (*error_code*), LEC ATM addr = x *LEC_address***Long Syntax:** LES.176 LES/BUS:' *ELAN_name*':terminating LEC:error placing *VCC_type* call: *error_string* (*error_code*), LEC ATM address = x *LEC_address***Description:** Unable to place call due to lack of memory**Action:** Contact your customer service representative

LES.177**Level:** UI_ERROR**Short Syntax:** LES.177 LES/BUS:' *ELAN_name*':trmntng LEC:err adding *VCC_type* leaf: *error_string* (*error_code*), LEC ATM addr = x *LEC_address***Long Syntax:** LES.177 LES/BUS:' *ELAN_name*':terminating LEC:error adding *VCC_type* leaf: *error_string* (*error_code*), LEC ATM address = x *LEC_address***Description:** An error occurred when adding a leaf

LES.178**Level:** CE_ERROR**Short Syntax:** LES.178 LES/BUS:' *ELAN_name*':dscrd REG REQ:JOIN incmpl, LEC ATM addr = x *LEC_address***Long Syntax:** LES.178 LES/BUS:' *ELAN_name*':discarded Register Request:JOIN incomplete, LEC ATM addr = x *LEC_address***Description:** Register Request was discarded, because the JOIN phase has not completed

LES.179**Level:** CE_ERROR**Short Syntax:** LES.179 LES/BUS:' *ELAN_name*':REG fld:invld LECID (*LECID*), LEC ATM addr = x *LEC_address***Long Syntax:** LES.179 LES/BUS:' *ELAN_name*':Registration failed:invalid LECID (*LECID*), LEC ATM addr = x *LEC_address***Description:** Registration failed, because the LECID is invalid

LES.180**Level:** CE_ERROR**Short Syntax:** LES.180 LES/BUS:' *ELAN_name*':REG fld:invld Src ATM addr frmt, LEC ATM addr = x *LEC_address*, Source ATM addr = x *source_address***Long Syntax:** LES.180 LES/BUS:' *ELAN_name*':Registration failed:invalid Source ATM address format, LEC ATM addr = x *LEC_address*, Source ATM address = x *source_address***Description:** Registration failed, because the source ATM address format is invalid

LES.181**Level:** CE_ERROR**Short Syntax:** LES.181 LES/BUS:' *ELAN_name*':REG fld:invld MAC addr (x *MAC_address*), LEC ATM addr = x *LEC_address***Long Syntax:** LES.181 LES/BUS:' *ELAN_name*':Registration failed:invalid MAC address (x *MAC_address*), LEC ATM addr = x *LEC_address***Description:** Registration failed, because the MAC address is invalid

LES.182**Level:** CE_ERROR**Short Syntax:** LES.182 LES/BUS:' *ELAN_name*':REG fld:dplct MAC addr (x *MAC_address*), LEC ATM addr = x *LEC_address***Long Syntax:** LES.182 LES/BUS:' *ELAN_name*':Registration failed:duplicate MAC address (x *MAC_address*), LEC ATM addr = x *LEC_address***Description:** Registration failed, MAC address is not unique

LES.183**Level:** CE_ERROR**Short Syntax:** LES.183 LES/BUS:' *ELAN_name*':REG fld:dplct Src ATM addr, LEC ATM addr = x *LEC_address*, Src ATM addr = x *source_address***Long Syntax:** LES.183 LES/BUS:' *ELAN_name*':Registration failed:duplicate Source ATM address, LEC ATM addr = x *LEC_address*, Source ATM address = x *source_address***Description:** Registration failed, Source ATM address is not unique

LES.184**Level:** UI_ERROR**Short Syntax:** LES.184 LES/BUS:' *ELAN_name*':REG fld:ATM addr CB alloc err, LEC ATM addr = x *LEC_address***Long Syntax:** LES.184 LES/BUS:' *ELAN_name*':Registration failed:ATM address Control Block allocation error, LEC ATM address =x *LEC_address***Description:** Registration failed, because an error occurred while trying to allocate memory for the ATM address Control Block**Action:** Contact your customer service representative

LES.185**Level:** UI_ERROR**Short Syntax:** LES.185 LES/BUS:' *ELAN_name*':REG fld:MAC addr CB alloc err, LEC ATM addr = x *LEC_address***Long Syntax:** LES.185 LES/BUS:' *ELAN_name*':Registration failed:MAC address Control Block allocation error, LEC ATM address =x *LEC_address***Description:** Registration failed, because an error occurred while trying to allocate memory for the MAC address Control Block**Action:** Contact your customer service representative

LES.186**Level:** CE_ERROR**Short Syntax:** LES.186 LES/BUS:' *ELAN_name*':REG fld:RD on Eth ELAN, LEC ATM addr = x *LEC_address***Long Syntax:** LES.186 LES/BUS:' *ELAN_name*':Registration failed:Route Descriptor on Ethernet ELAN, LEC ATM address = x *LEC_address***Description:** Registration failed, Route Descriptors are not allowed on Ethernet ELANs

LES.187**Level:** CE_ERROR**Short Syntax:** LES.187 LES/BUS:' *ELAN_name*':REG fld:dplct RD (x *route_descriptor*), LEC ATM addr = x *LEC_address***Long Syntax:** LES.187 LES/BUS:' *ELAN_name*':Registration failed:duplicate Route Descriptor (x *route_descriptor*), LEC ATM address = x *LEC_address***Description:** Registration failed, Route Descriptor is not unique

LES.188**Level:** UI_ERROR**Short Syntax:** LES.188 LES/BUS:' *ELAN_name*':REG fld:RD CB alloc err, LEC ATM addr = x *LEC_address***Long Syntax:** LES.188 LES/BUS:' *ELAN_name*':Registration failed:Route Descriptor Control Block allocation error, LEC ATM address =x *LEC_address***Description:** Registration failed, because an error occurred while trying to allocate memory for the Route Descriptor Control Block**Action:** Contact your customer service representative

LES.189**Level:** CE_ERROR**Short Syntax:** LES.189 LES/BUS:' *ELAN_name*':REG fld:invald LAN Dest Tag (x *LAN_dest_tag*), LEC ATM addr = x *LEC_address***Long Syntax:** LES.189 LES/BUS:' *ELAN_name*':Registration failed:invalid LAN Destination Tag (x *LAN_dest_tag*), LEC ATM address = x *LEC_address***Description:** Registration failed, because the LAN Dest Tag is invalid

LES.190**Level:** CE_ERROR**Short Syntax:** LES.190 LES/BUS:' *ELAN_name*':dscrd UNREG REQ:JOIN incmplt, LEC ATM addr = x *LEC_address***Long Syntax:** LES.190 LES/BUS:' *ELAN_name*':discarded Unregister Request:JOIN incomplete, LEC ATM address = x *LEC_address***Description:** Unregister Request discarded, because JOIN phase has not completed

LES.191**Level:** CE_ERROR**Short Syntax:** LES.191 LES/BUS:' *ELAN_name*':UNREG fld:invld LECID (*LECID*), LEC ATM addr = x *LEC_address***Long Syntax:** LES.191 LES/BUS:' *ELAN_name*':Unregister failed:invalid LECID (*LECID*), LEC ATM addr = x *LEC_address***Description:** Unregister failed, because the LECID is invalid

LES.192**Level:** CE_ERROR**Short Syntax:** LES.192 LES/BUS:' *ELAN_name*':UNREG fld:invld Src ATM addr frmt, LEC ATM addr = x *LEC_address*, Source ATM addr = x *source_address***Long Syntax:** LES.192 LES/BUS:' *ELAN_name*':Unregister failed:invalid Source ATM address format, LEC ATM addr = x *LEC_address*, Source ATM address = x *source_address***Description:** Unregister failed, because the Source ATM address format is invalid

LES.193**Level:** CE_ERROR**Short Syntax:** LES.193 LES/BUS:' *ELAN_name*':UNREG fld:invld MAC addr (x *MAC_address*), LEC ATM addr = x *LEC_address***Long Syntax:** LES.193 LES/BUS:' *ELAN_name*':Unregister failed:invalid MAC address (x *MAC_address*), LEC ATM addr = x *LEC_address***Description:** Unregister failed, because the MAC address is invalid

LES.194**Level:** CE_ERROR**Short Syntax:** LES.194 LES/BUS:' *ELAN_name*':UNREG fld:RD on Eth ELAN, LEC ATM addr = x *LEC_address***Long Syntax:** LES.194 LES/BUS:' *ELAN_name*':Unregister failed:Route Descriptor on Ethernet ELAN, LEC ATM address = x *LEC_address***Description:** Unregister failed, Route Descriptors are not allowed on Ethernet ELANs

LES.195**Level:** CE_ERROR**Short Syntax:** LES.195 LES/BUS:' *ELAN_name*':UNREG fld:invld LAN Dest Tag (x *LAN_dest_tag*), LEC ATM addr = x *LEC_address***Long Syntax:** LES.195 LES/BUS:' *ELAN_name*':Unregister failed:invalid LAN Destination Tag (x *LAN_dest_tag*), LEC ATM address = x *LEC_address***Description:** Unregister failed, because LAN Dest Tag is invalid

LES.196**Level:** CE_ERROR**Short Syntax:** LES.196 LES/BUS:' *ELAN_name*':dscrd ARP REQ:JOIN incmlpt, LEC ATM addr = x *LEC_address***Long Syntax:** LES.196 LES/BUS:' *ELAN_name*':discarded ARP Request:JOIN incomplete, LEC ATM address = x *LEC_address***Description:** ARP Request was discarded, because the JOIN phase has not completed

LES.197**Level:** CE_ERROR**Short Syntax:** LES.197 LES/BUS:' *ELAN_name*':ARP fld:invld LECID (*LECID*), LEC ATM addr = x *LEC_address***Long Syntax:** LES.197 LES/BUS:' *ELAN_name*':ARP failed:invalid LECID (*LECID*), LEC ATM address = x *LEC_address***Description:** ARP failed, because LECID is invalid

LES.198**Level:** CE_ERROR**Short Syntax:** LES.198 LES/BUS:' *ELAN_name*':ARP fld:invld MAC addr (x *MAC_address*), LEC ATM addr = x *LEC_address***Long Syntax:** LES.198 LES/BUS:' *ELAN_name*':ARP failed:invalid MAC address (x *MAC_address*), LEC ATM address = x *LEC_address***Description:** ARP failed, because MAC address is invalid

LES.199**Level:** CE_ERROR**Short Syntax:** LES.199 LES/BUS:' *ELAN_name*':dscrd ARP REQ:trgt JOIN incmlpt, Src LEC ATM addr = x *source_LEC_address*, Trgt LEC ATM addr = x *target_LEC_address***Long Syntax:** LES.199 LES/BUS:' *ELAN_name*':discarded ARP Request:target JOIN incomplete, Source LEC ATM address = x *source_LEC_address*, Target LEC ATM address = x *target_LEC_address***Description:** ARP Request was discarded, because the JOIN phase has not completed for the target LEC

LES.200**Level:** CE_ERROR**Short Syntax:** LES.200 LES/BUS:' *ELAN_name*':ARP fld:RD on Eth ELAN, LEC ATM addr = x *LEC_address***Long Syntax:** LES.200 LES/BUS:' *ELAN_name*':ARP failed:Route Descriptor on Ethernet ELAN, LEC ATM address = x *LEC_address***Description:** ARP failed, Route Descriptors are not allowed on Ethernet ELANs

LES.201**Level:** CE_ERROR**Short Syntax:** LES.201 LES/BUS:' *ELAN_name*':dscrd FLUSH REQ:no Proxy Mcast Fwd, Src LEC ATM addr = x *source_LEC_address*, Trgt LEC ATM addr = x *target_LEC_address***Long Syntax:** LES.201 LES/BUS:' *ELAN_name*':discarded Flush Request:no Proxy Multicast Forward, Source LEC ATM address = x *source_LEC_address*, Target LEC ATM addr = x *target_LEC_address***Description:** Flush Request was discarded, because Proxy Multicast Forward VCC is not operational

LES.202**Level:** CE_ERROR**Short Syntax:** LES.202 LES/BUS:' *ELAN_name*':dscrd ARP REQ:invid LAN Dest Tag (x *LAN_dest_tag*), LEC ATM addr = x *LEC_address***Long Syntax:** LES.202 LES/BUS:' *ELAN_name*':discarded ARP Request:invalid LAN Dest Tag (x *LAN_dest_tag*), LEC ATM address = x *LEC_address***Description:** ARP Request was discarded, LAN Dest Tag is invalid

LES.203**Level:** UI_ERROR**Short Syntax:** LES.203 LES/BUS:' *ELAN_name*':=>LES tx err: *error_string* (*error_code*)**Long Syntax:** LES.203 LES/BUS:' *ELAN_name*':=>LES transmit error: *error_string* (*error_code*)**Description:** A LES transmit error occurred. Depending on the severity of the error, the ELAN may be terminated.

LES.204**Level:** UI_ERROR**Short Syntax:** LES.204 LES/BUS:' *ELAN_name*':=>DOWN:ATM addr DB add err: *error_string* (*error_code*)**Long Syntax:** LES.204 LES/BUS:' *ELAN_name*':DOWN:ATM address DataBase add error: *error_string* (*error_code*)**Description:** An error occurred while trying to add ATM address to database, the ELAN will be terminated**Action:** Contact your customer service representative

LES.205**Level:** UI_ERROR**Short Syntax:** LES.205 LES/BUS:' *ELAN_name*':=>DOWN:MAC addr DB add err: *error_string* (*error_code*)**Long Syntax:** LES.205 LES/BUS:' *ELAN_name*':DOWN:MAC address DataBase add error: *error_string* (*error_code*)**Description:** An error occurred while trying to add MAC address to database, the ELAN will be terminated**Action:** Contact your customer service representative

LES.206**Level:** UI_ERROR**Short Syntax:** LES.206 LES/BUS:' *ELAN_name*':=>DOWN:RD DB add err: *error_string* (*error_code*)**Long Syntax:** LES.206 LES/BUS:' *ELAN_name*':DOWN:Route Descriptor DataBase add error: *error_string* (*error_code*)**Description:** An error occurred while trying to add Route Descriptor to database, the ELAN will be terminated**Action:** Contact your customer service representative

LES.207**Level:** CE_ERROR**Short Syntax:** LES.207 LES/BUS:' *ELAN_name*': *VCC_type* call fld:cause *cause_code*, LEC ATM addr = x *LEC_address***Long Syntax:** LES.207 LES/BUS:' *ELAN_name*': *VCC_type* call failed:cause *cause_code*, LEC ATM address = x *LEC_address***Description:** A called failed due to the given cause

LES.208**Level:** UE_ERROR**Short Syntax:** LES.208 LES/BUS:' *ELAN_name*': *VCC_type* call fld:net dwn, LEC ATM addr = x *LEC_address***Long Syntax:** LES.208 LES/BUS:' *ELAN_name*': *VCC_type* call failed:net down, LEC ATM address = x *LEC_address***Description:** A call failed because the connection to the network was down.

LES.209**Level:** C_INFO**Short Syntax:** LES.209 LES/BUS:' *ELAN_name*': *VCC_type* call fld:retrying temp failure, LEC ATM addr = x *LEC_address***Long Syntax:** LES.209 LES/BUS:' *ELAN_name*': *VCC_type* call failed:retrying temporary failure, LEC ATM address = x *LEC_address***Description:** A call failed due to a temporary condition, the call will be retried.

LES.211**Level:** C_INFO**Short Syntax:** LES.211 LES/BUS:' *ELAN_name*':err adding *VCC_type* leaf:cause *cause_code*, LEC ATM addr = x *LEC_address***Long Syntax:** LES.211 LES/BUS:' *ELAN_name*':error adding *VCC_type* leaf:cause *cause_code*, LEC ATM address = x *LEC_address***Description:** An error occurred when trying to add a leaf

LES.213**Level:** U_INFO**Short Syntax:** LES.213 BCM:' *ELAN_name*':initlzd**Long Syntax:** LES.213 BCM:' *ELAN_name*':initialized**Description:** BCM for this ELAN has been initialized

LES.214**Level:** U_INFO**Short Syntax:** LES.214 BCM:' *ELAN_name*':HALTED**Long Syntax:** LES.214 BCM:' *ELAN_name*':HALTED**Description:** BCM for this ELAN has been halted. No protocols are active

LES.215**Level:** U_INFO**Short Syntax:** LES.215 BCM:' *ELAN_name*':STARTED/RESTARTED prtcl *protocol_name***Long Syntax:** LES.215 BCM:' *ELAN_name*':STARTED/RESTARTED protocol *protocol_name***Description:** BCM for this ELAN has been started (or restarted) for the given protocol

LES.216**Level:** U_INFO**Short Syntax:** LES.216 BCM:' *ELAN_name*':STOPPED prtcl *protocol_name***Long Syntax:** LES.216 BCM:' *ELAN_name*':STOPPED protocol *protocol_name***Description:** BCM for this ELAN has been stopped for the given protocol Frames will not be processed by BCM for the protocol, existing protocol entries will be aged out over time

LES.217**Level:** C_INFO**Short Syntax:** LES.217 BCM:' *ELAN_name*':notfd of LEC actvn, ATM addr = x *LEC_address***Long Syntax:** LES.217 BCM:' *ELAN_name*':notified of LEC activation, ATM address = x *LEC_address***Description:** BCM was notified of a LEC becoming active on this ELAN

LES.218**Level:** C_INFO**Short Syntax:** LES.218 BCM:' *ELAN_name*':dltd all prtcls from MAC addr x *MAC_address* due to *cause_string***Long Syntax:** LES.218 BCM:' *ELAN_name*':deleted all protocols from MAC address x *MAC_address* due to *cause_string***Description:** BCM has deleted all cached protocol addresses from the given MAC address due to the given cause

LES.219**Level:** C_INFO**Short Syntax:** LES.219 BCM:' *ELAN_name*':notfd of LEC term, ATM addr = x *LEC_address***Long Syntax:** LES.219 BCM:' *ELAN_name*':notified of LEC termination, ATM address = x *LEC_address***Description:** BCM was notified of a LEC being terminated on this ELAN

LES.220**Level:** C_INFO**Short Syntax:** LES.220 BCM:' *ELAN_name*':notfd of MAC rgstrn, MAC addr = x *MAC_address* ATM addr = x *LEC_address***Long Syntax:** LES.220 BCM:' *ELAN_name*':notified of MAC registration, MAC address = x *MAC_address* ATM address = x *LEC_address***Description:** BCM was notified of a MAC address being registered on this ELAN

LES.221**Level:** C_INFO**Short Syntax:** LES.221 BCM:' *ELAN_name*':dltd Lrnd MAC addr x *MAC_address* due to *cause_string***Long Syntax:** LES.221 BCM:' *ELAN_name*':deleted Learned MAC address x *MAC_address* due to *cause_string***Description:** BCM has deleted a Learned MAC address from the cache due to the given cause

LES.222**Level:** U_INFO**Short Syntax:** LES.222 BCM:' *ELAN_name*':SHUT DOWN BCM for prtcl *protocol_name***Long Syntax:** LES.222 BCM:' *ELAN_name*':SHUT DOWN BCM for protocol *protocol_name***Description:** BCM for this ELAN has been shut down for the given protocol. Frames will not be processed by BCM for the protocol, all existing protocol entries have been deleted.

LES.223**Level:** UI_ERROR**Short Syntax:** LES.223 BCM:' *ELAN_name*':net hndlr err on Opn Grp VCC: *error_string* (*error_code*)**Long Syntax:** LES.223 BCM:' *ELAN_name*':net handler error on Open Group VCC: *error_string* (*error_code*)**Description:** ATM Device Driver call to open a Group VCC was not successful**Action:** Contact your customer service representative

LES.224**Level:** UI_ERROR**Short Syntax:** LES.224 BCM:' *ELAN_name*':SHUT DOWN BCM for prtcl IPX. net hndlr err: *error_string* (*error_code*)**Long Syntax:** LES.224 BCM:' *ELAN_name*':SHUT DOWN BCM for protocol IPX. net handler error: *error_string* (*error_code*)**Description:** ATM Device Driver call to add to a Group VCC was not successful**Action:** Contact your customer service representative

LES.225**Level:** C_INFO**Short Syntax:** LES.225 BCM:' *ELAN_name*':added VCC to grp VCC for prtcl *protocol_name*, LEC ATM addr = x *LEC_address***Long Syntax:** LES.225 BCM:' *ELAN_name*':added VCC to group VCC for protocol *protocol_name*, LEC ATM address = x *LEC_address***Description:** BCM has added a VCC to the Group VCC for the given protocol

LES.226**Level:** UI_ERROR**Short Syntax:** LES.226 BCM:' *ELAN_name*':SHUT DOWN BCM for prtcl IPX. warn: excd max *ipx_cutoff* in IPX grp VCC.**Long Syntax:** LES.226 BCM:' *ELAN_name*':SHUT DOWN BCM for protocol IPX. Warning: exceeded maximum *ipx_cutoff* in IPX group VCC.**Description:** BCM IPX has automatically disabled itself. This protective mechanism is triggered when more than the specified number of unique IPX Routers and Servers are discovered in the IPX network containing this ELAN. The reasoning is as follows. Say BCM has learned N unique IPX Routers/Servers in the ELAN. Each IPX broadcast frame received by the BUS is transformed into N unicast frames, once for each IPX Router/Server, and transmitted on the Multicast Send VCCs to the destinations. When N is large, this results in excessive retransmissions which can degrade the performance of the system and the network. Automatically disabling BCM IPX at this point allows the BUS to process a single broadcast frame as usual.**Action:** One possible action is to turn BCM for IPX off. This will remove BCM for IPX from the data path in the future. Another possible action is to use BCM static targets. If there are a large number of IPX Routers/Servers located behind a small number of LECs, then these LECs can be defined as BCM static targets. IPX broadcast frames are transmitted only once to each BCM static target. BCM for IPX may still learn additional unique IPX Routers/Servers behind other LECs, up to the number specified in this message. The current limit on the number of BCM static targets is 3. A third possible action is to configure a higher value for

the maximum number of BCM IPX entries in its transmit list. Use this third action with caution due to the impact on the performance of the network and on this device.

LES.227

Level: C_INFO

Short Syntax: LES.227 BCM:' *ELAN_name*':added MAC to grp VCC for prtcl *protocol_name*, MAC addr = x *MAC_address* LEC ATM addr = x *LEC_address*

Long Syntax: LES.227 BCM:' *ELAN_name*':added MAC to group VCC for protocol *protocol_name*, MAC address = x *MAC_address* LEC ATM address = x *LEC_address*

Description: BCM has added a MAC address to the Group VCC for the given protocol

LES.228

Level: U_INFO

Short Syntax: LES.228 BCM:' *ELAN_name*':cant add VCC to grp VCC for prtcl *protocol_name*, LEC ATM addr = x *LEC_address*

Long Syntax: LES.228 BCM:' *ELAN_name*':can not add VCC to group VCC for protocol *protocol_name*, LEC ATM address = x *LEC_address*

Description: BCM can not add a VCC to the Group VCC for the given protocol. Either the Group VCC is not valid, or the LEC is not operational from the point of view of the BUS.

LES.229

Level: C_INFO

Short Syntax: LES.229 BCM:' *ELAN_name*':dlt'd MAC from grp VCC for prtcl *protocol_name*, MAC addr = x *MAC_address* LEC ATM addr = x *LEC_address*

Long Syntax: LES.229 BCM:' *ELAN_name*':deleted MAC from group VCC for protocol *protocol_name*, MAC address = x *MAC_address* LEC ATM address = x *LEC_address*

Description: BCM has deleted a MAC address from the Group VCC for the given protocol

LES.230

Level: C_INFO

Short Syntax: LES.230 BCM:' *ELAN_name*':dlt'd VCC from grp VCC for prtcl *protocol_name*, LEC ATM addr = x *LEC_address*

Long Syntax: LES.230 BCM:' *ELAN_name*':deleted VCC from group VCC for protocol *protocol_name*, LEC ATM address = x *LEC_address*

Description: BCM has deleted a VCC from the Group VCC for the given protocol

LES.231

Level: U_INFO

Short Syntax: LES.231 BCM:' *ELAN_name*':grp VCC for prtcl *protocol_name* mssng MAC x *MAC_address* or VCC (ATM addr x *LEC_address*) Code ' *error_string*' (*error_code*) due to abnrml LEC term?

Long Syntax: LES.231 BCM:' *ELAN_name*':group VCC for protocol *protocol_name* is missing MAC x *MAC_address* or VCC (to LEC ATM address x *LEC_address*). Code ' *error_string*' (*error_code*) may be due to abnormal LEC termination.

Description: When attempting to unmap a MAC address from the Group VCC for the given protocol, BCM got an unexpected return code. This may be due to abnormal LEC termination, which should also be logged. The MAC, LEC's ATM address, and unexpected return code are given.

LES.232**Level:** U_INFO**Short Syntax:** LES.232 BCM:' *ELAN_name*':Rst lcl IPX net info**Long Syntax:** LES.232 BCM:' *ELAN_name*':Reset local IPX network information**Description:** The last destination on the IPX Group VCC for this ELAN was just removed. BCM has reset the local IPX network information.

LES.233**Level:** U_INFO**Short Syntax:** LES.233 BCM:' *ELAN_name*':NetBIOS NAME_IN_CONFLICT rcvd. dltld name *protocol_address***Long Syntax:** LES.233 BCM:' *ELAN_name*':NetBIOS NAME_IN_CONFLICT received. deleted name *protocol_address***Description:** NetBIOS BCM has detected a NAME_IN_CONFLICT. Duplicate NetBIOS names were in use in the network of which this ELAN is part. This situation could arise if an outage in the network was just remedied. (BCM has deleted the NetBIOS name from the cache.)

LES.234**Level:** U_INFO**Short Syntax:** LES.234 BCM:' *ELAN_name*':dltld all Lrnd MAC addr**Long Syntax:** LES.234 BCM:' *ELAN_name*':deleted all Learned MAC addresses**Description:** All Learned MAC addresses were deleted.

LES.235**Level:** U_INFO**Short Syntax:** LES.235 BCM:' *ELAN_name*':dltld all *protocol_name* prtcl entries**Long Syntax:** LES.235 BCM:' *ELAN_name*':deleted all entries for protocol *protocol_name***Description:** All protocol entries for the given protocol were deleted.

LES.236**Level:** UI_ERROR**Short Syntax:** LES.236 BCM:' *ELAN_name*':add to cache fld. prtcl CB alloc err**Long Syntax:** LES.236 BCM:' *ELAN_name*':add to cache failed. protocol control block allocation error**Description:** BCM could not add a new protocol address because an error occurred while trying to allocate memory for the protocol control block.**Action:** Contact your customer service representative

LES.237**Level:** UI_ERROR**Short Syntax:** LES.237 BCM:' *ELAN_name*':add to cache fld. MAC addr CB alloc err**Long Syntax:** LES.237 BCM:' *ELAN_name*':add to cache failed. MAC address control block allocation error**Description:** BCM could not add a new learned MAC address because an error occurred while trying to allocate memory for the MAC control block.

Action: Contact your customer service representative

LES.238

Level: UE_ERROR

Short Syntax: LES.238 BCM:' *ELAN_name*':rcvd frm from MAC x *MAC_address*, LEC ATM addr = x *LEC_address*. conflicts with rgstrn by LEC ATM addr = x *LEC_address*

Long Syntax: LES.238 BCM:' *ELAN_name*':received frame from MAC x *MAC_address*, LEC ATM address = x *LEC_address*. conflicts with registration by LEC ATM address = x *LEC_address*

Description: BCM has received a frame on this ELAN from the given MAC address from a different LEC than the LEC that registered that MAC address. A MAC address registered by a LEC is assumed to be unique. Perhaps duplicate MAC addresses exist in the network. This message is only logged one time while the MAC is registered, no matter how many frames are received with this MAC address.

Action: Ensure the MAC addresses in the network are unique.

LES.239

Level: C_INFO

Short Syntax: LES.239 BCM:' *ELAN_name*':added *protocol_type_string protocol_address* on MAC addr x *MAC_address*

Long Syntax: LES.239 BCM:' *ELAN_name*':added *protocol_type_string protocol_address* on MAC address x *MAC_address*

Description: BCM learned the given protocol address on the given MAC address.

LES.240

Level: C_INFO

Short Syntax: LES.240 BCM:' *ELAN_name*':added Lrnd MAC addr x *MAC_address*, LEC ATM addr = x *LEC_address*

Long Syntax: LES.240 BCM:' *ELAN_name*':added Learned MAC address x *MAC_address*, LEC ATM address = x *LEC_address*

Description: BCM learned the given MAC address. This MAC address has not been registered by any LEC in the given ELAN.

LES.241

Level: C_INFO

Short Syntax: LES.241 BCM:' *ELAN_name*':aged *protocol_type_string protocol_address* on MAC addr x *MAC_address* from cache

Long Syntax: LES.241 BCM:' *ELAN_name*':aged *protocol_type_string protocol_address* on MAC address x *MAC_address* from cache

Description: BCM aged out the given protocol address on the given MAC address.

LES.242

Level: U_INFO

Short Syntax: LES.242 BCM:' *ELAN_name*':stpd rapid aging

Long Syntax: LES.242 BCM:' *ELAN_name*':stopped rapid aging

Description: In this ELAN, the Forward Delay Timer has expired following a Spanning Tree Topology Change. BCM has aged out all non-local protocol addresses and learned MAC addresses.

LES.243**Level:** U_INFO**Short Syntax:** LES.243 BCM:' *ELAN_name*':strtd rapid aging**Long Syntax:** LES.243 BCM:' *ELAN_name*':started rapid aging**Description:** In this ELAN, a Spanning Tree Topology Change was detected. By the time the Forward Delay Timer has expired, BCM will have aged out all non-local protocol addresses and learned MAC addresses.

LES.244**Level:** C_INFO**Short Syntax:** LES.244 BCM:' *ELAN_name*':set *protocol_type_string* *protocol_address* age to *age***Long Syntax:** LES.244 BCM:' *ELAN_name*':set *protocol_type_string* *protocol_address* age to *age***Description:** The given protocol address age was set to the given age.

For NetBIOS, an ADD_NAME_QUERY was received with a different source MAC address than the MAC address currently in BCM's cache. This could be the result of duplicate NetBIOS names in use, or multiple adapters on a server sharing the same NetBIOS name. In the case of name sharing, this event is normal.

LES.245**Level:** C_INFO**Short Syntax:** LES.245 BCM:' *ELAN_name*':dlt *protocol_type_string* *protocol_address* from MAC addr x *MAC_address***Long Syntax:** LES.245 BCM:' *ELAN_name*':deleted *protocol_type_string* *protocol_address* from MAC address x *MAC_address***Description:** BCM has deleted a protocol address from the given MAC address

LES.246**Level:** C_INFO**Short Syntax:** LES.246 SRM:' *ELAN_name*':added route *Route_string*, LEC ATM addr = x *LEC_address***Long Syntax:** LES.246 SRM:' *ELAN_name*':added route *Route_string*, LEC ATM address = x *LEC_address***Description:** SRM added the given route on the given LEC ATM address

LES.247**Level:** C_INFO**Short Syntax:** LES.247 SRM:' *ELAN_name*':rplcd route *Route_string*, LEC ATM addr = x *LEC_address***Long Syntax:** LES.247 SRM:' *ELAN_name*':replaced route *Route_string*, LEC ATM address = x *LEC_address***Description:** SRM replaced the given route on the given LEC ATM address because it was deemed better than the current route cached.

LES.248**Level:** U_INFO**Short Syntax:** LES.248 SRM:' *ELAN_name*':WRNG: SRM out of resources.**Long Syntax:** LES.248 SRM:' *ELAN_name*':WARNING: Source Route Management out of resources.**Description:** SRM for this ELAN has encountered an Out of Resources condition. SRM is not shut down. Entries will be aged out if the condition persists.

LES.249**Level:** C_INFO**Short Syntax:** LES.249 SRM:' *ELAN_name*':dlted route *Route_string* LEC ATM addr = x *LEC_address* due to *cause_string***Long Syntax:** LES.249 SRM:' *ELAN_name*':deleted route *Route_string*, LEC ATM address = x *LEC_address* due to *cause_string***Description:** SRM has deleted the given route on the given LEC ATM address for the given reason.

LES.250**Level:** C_INFO**Short Syntax:** LES.250 SRM:' *ELAN_name*':aged rte *Route_string* on LEC ATM addr x *LEC_address* from cache**Long Syntax:** LES.250 SRM:' *ELAN_name*':aged route *Route_string* on LEC ATM address x *LEC_address* from cache**Description:** SRM aged out the given route on the given LEC ATM address

LES.251**Level:** CE_ERROR**Short Syntax:** LES.251 LES/BUS:' *ELAN_name*':dscrd data frm:no Proxy Mcast Fwd, Src LEC ATM addr = x *source_LEC_address*,**Long Syntax:** LES.251 LES/BUS:' *ELAN_name*':discarded Flush Request:no Proxy Multicast Forward, Source LEC ATM address = x *source_LEC_address***Description:** Data frame was discarded, because Proxy Multicast Forward VCC is not operational

LES.252**Level:** CE_ERROR**Short Syntax:** LES.252 LES/BUS:' *ELAN_name*':dscrd *frameType* frm:no Proxy Ctrl Dist, Src LEC ATM addr = x *source_LEC_address*,**Long Syntax:** LES.252 LES/BUS:' *ELAN_name*':discarded *frameType* frame:no Proxy Control Distribute, Source LEC ATM address = x *source_LEC_address***Description:** A frame of the specified type was discarded. It was to be forwarded over the Proxy Control Distribute VCC, but the Proxy Control Distribute VCC is not operational. This is most likely caused by no proxy clients joining the ELAN.

LES.253**Level:** U_INFO**Short Syntax:** LES.253 LES/BUS:' *ELAN_name*':dscrd *protocol_name* frm due to *cause_string*, Src LEC ATM addr = x *LEC_address*,**Long Syntax:** LES.253 LES/BUS:' *ELAN_name*':discarded *protocol_name* frame due to *cause_string*, Source LEC ATM address = x *LEC_address***Description:** A data frame of the given protocol type was discarded for the given reason.

LES.254**Level:** CE_ERROR**Short Syntax:** LES.254 LES/BUS:' *ELAN_name*':dscrd cntrl frm:invld sz (x *frame_size*), LEC ATM addr = x *LEC_address***Long Syntax:** LES.254 LES/BUS:' *ELAN_name*':discarded control frame:invalid size (x *frame_size*), LEC ATM addr = x *LEC_address***Description:** A control frame sent to the LES was discarded because the actual size was invalid.

LES.255**Level:** CE_ERROR**Short Syntax:** LES.255 LES/BUS:' *ELAN_name*':dscrd Mcast Snd frm:invld sz (x *frame_size*), LEC ATM addr = x *LEC_address***Long Syntax:** LES.255 LES/BUS:' *ELAN_name*':discarded Multicast Send frame:invalid size (x *frame_size*), LEC ATM addr = x *LEC_address***Description:** A control frame sent to the BUS was discarded because the actual size was invalid.

LES.256**Level:** P_TRACE**Short Syntax:** LES.256 Trace LAN Emulation Control frame.**Long Syntax:** LES.256 Trace LAN Emulation Control frame.**Description:** LAN emulation control frame packet tracing.

LES.257**Level:** P_TRACE**Short Syntax:** LES.257 Trace LAN Emulation Data frame.**Long Syntax:** LES.257 Trace LAN Emulation Data frame.**Description:** LAN emulation data frame packet tracing.

LES.258**Level:** UE_ERROR**Short Syntax:** LES.258 LES/BUS:' *ELAN_name*':Rdndncy call fld:net down, Called ATM addr = x *called_address***Long Syntax:** LES.258 LES/BUS:' *ELAN_name*':Redundancy failed:net down,Called ATM address = x *called_address***Description:** Redundancy call failed because connection to network is down

LES.259**Level:** UE_ERROR**Short Syntax:** LES.259 LES/BUS:' *ELAN_name*':Rdndncy VCC rlsd:cause *cause_code***Long Syntax:** LES.259 LES/BUS:' *ELAN_name*':Redundancy VCC released:cause *cause_code***Description:** Redundancy VCC was released

LES.260**Level:** UE_ERROR**Short Syntax:** LES.260 LES/BUS:' *ELAN_name*':Rdndncy VCC rlsd:net down**Long Syntax:** LES.260 LES/BUS:' *ELAN_name*':Redundancy VCC released:net down**Description:** Redundancy VCC released, connection to network is down

LES.261**Level:** C_INFO**Short Syntax:** LES.261 LES/BUS:' *ELAN_name*':plcng Rdndncy call Called ATM addr = x *called_address***Long Syntax:** LES.261 LES/BUS:' *ELAN_name*':placing Redundancy call, Called ATM address = x *called_address***Description:** Redundancy call was placed

LES.262**Level:** UI_ERROR**Short Syntax:** LES.262 LES/BUS:' *ELAN_name*':err plcng Rdndncy call: *error_string* (*error_code*) Called ATM addr = x *called_address***Long Syntax:** LES.262 LES/BUS:' *ELAN_name*':error placing Redundancy call: *error_string* (*error_code*), Called ATM address = x *called_address***Description:** An error occurred while placing Redundancy call

LES.263**Level:** UI_ERROR**Short Syntax:** LES.263 LES/BUS:' *ELAN_name*':=>DOWN:err plcng Rdndncy call: *error_string* (*error_code*)**Long Syntax:** LES.263 LES/BUS:' *ELAN_name*':=>DOWN:error placing Redundancy: *error_string* (*error_code*)**Description:** An error occurred while placing Redundancy call, the ELAN will be terminated

LES.264**Level:** UI_ERROR**Short Syntax:** LES.264 LES/BUS:' *ELAN_name*':JOIN fld:frame buff alloc err LEC ATM addr = x *LEC_address***Long Syntax:** LES.264 LES/BUS:' *ELAN_name*':JOIN failed:frame buffer allocation error, LEC ATM address = x *LEC_address***Description:** Unable to allocate frame buffer, JOIN failed**Action:** Contact your customer service representative

LES.265**Level:** UI_ERROR**Short Syntax:** LES.265 LES/BUS:' *ELAN_name*':=>DOWN:frm buff alloc err: *error_string* (*error_code*)**Long Syntax:** LES.265 LES/BUS:' *ELAN_name*':=>DOWN:frame buffer allocation error:
error_string (*error_code*)**Description:** Unable to allocate frame buffer, ELAN will be terminated**Action:** Contact your customer service representative

LES.266**Level:** CE_ERROR**Short Syntax:** LES.266 LES/BUS:' *ELAN_name*':JOIN fld:access denied LEC ATM addr = x *LEC_address***Long Syntax:** LES.266 LES/BUS:' *ELAN_name*':JOIN failed:access denied, LEC ATM
address = x *LEC_address***Description:** JOIN validation failed, LEC is denied access to ELAN

LES.267**Level:** UE_ERROR**Short Syntax:** LES.267 LES/BUS:' *ELAN_name*':JOIN fld:LECS Intf err LEC ATM addr = x
*LEC_address***Long Syntax:** LES.267 LES/BUS:' *ELAN_name*':JOIN failed:LECS Interface error, LEC
ATM address = x *LEC_address***Description:** LECS Interface unable to send validation request to LECS

LES.268**Level:** P_TRACE**Short Syntax:** LES.268 Trace LECS Security Interface frame.**Long Syntax:** LES.268 Trace LECS Security Intervace frame.**Description:** LECS Security Interface frame packet tracing.

LES.269**Level:** U_INFO**Short Syntax:** LES.269 LECS Intf:dev *device_number*:STARTING**Long Syntax:** LES.269 LECS Intf:dev *device_number*:STARTING**Description:** LECS Interface was started

LES.270**Level:** U_INFO**Short Syntax:** LES.270 LECS Intf:dev *device_number*:DELETED**Long Syntax:** LES.270 LECS Intf:dev *device_number*:DELETED**Description:** LECS Interface was deleted

LES.271**Level:** U_INFO**Short Syntax:** LES.271 LECS Intf:dev *device_number*:RESTARTING**Long Syntax:** LES.271 LECS Intf:dev *device_number*:RESTARTING**Description:** LECS Interface was restarted

LES.272**Level:** U_INFO**Short Syntax:** LES.272 LECS Intf:dev *device_number*:STOPPED**Long Syntax:** LES.272 LECS Intf:dev *device_number*:STOPPED**Description:** LECS Interface was stopped

LES.273**Level:** UI_ERROR**Short Syntax:** LES.273 LECS Intf:dev *device_number*:=>DOWN:ATM user reg fld:
error_string (*error_code*)**Long Syntax:** LES.273 LECS Intf:dev *device_number*:=>DOWN:ATM user reg failed:
error_string (*error_code*)**Description:** ATM user registration failed, LECS Interface will be terminated

LES.274**Level:** U_INFO**Short Syntax:** LES.274 LECS Intf:dev *device_number*:wtng for ATM Net Up**Long Syntax:** LES.274 LECS Interface:dev *device_number*:waiting for ATM NetUp**Description:** LECS Interface is waiting for ATM interface to transition to up state

LES.275**Level:** U_INFO**Short Syntax:** LES.275 LECS Intf:dev *device_number*:wtng for ATM addr actvtn**Long Syntax:** LES.275 LEC Intf:dev *device_number*:waiting for ATM address activation**Description:** LECS Interace is waiting for ATM address activation to complete

LES.276**Level:** UI_ERROR**Short Syntax:** LES.276 LECS Intf:dev *device_number*:=>DOWN:ATM addr actvtn fld:
error_string (*error_code*)**Long Syntax:** LES.276 LECS Intf:dev *device_number*:=>DOWN:ATM address activation
failed: *error_string* (*error_code*)**Description:** ATM address activation failed, LECS Interface will be terminated

LES.277**Level:** UI_ERROR**Short Syntax:** LES.277 LECS Intf:dev *device_number*==>DOWN:err reading ATM addr:
error_string (*error_code*)**Long Syntax:** LES.277 LECS Intf:dev *device_number*==>DOWN:error reading ATM
address: *error_string* (*error_code*)**Description:** An error occurred while reading the ATM address, the LECS interface will be terminated

LES.278**Level:** U_INFO**Short Syntax:** LES.278 LECS Intf:dev *device_number*:wtng for UNI Vrsn rpt**Long Syntax:** LES.278 LECS Intf:dev *device_number*:waiting for UNI Version report**Description:** LECS Interface is waiting for the UNI Version Report

LES.279**Level:** UI_ERROR**Short Syntax:** LES.279 LECS Intf:dev *device_number*==>DOWN:err reading UNI Vrsn:
error_string (*error_code*)**Long Syntax:** LES.279 LECS Intf:dev *device_number*==>DOWN:error reading UNI Version
Report: *error_string* (*error_code*)**Description:** An error occurred while reading the UNI Version,the LECS Interface will be terminated

LES.280**Level:** UI_ERROR**Short Syntax:** LES.280 LECS Intf:dev *device_number*==>DOWN:err opening ATM Adptr
Frm SAP: *error_string* (*error_code*)**Long Syntax:** LES.280 LECS Intf:dev *device_number*==>DOWN:error opening ATM
Adapter Frame SAP: *error_string* (*error_code*)**Description:** An error occurred while opening the ATM Adapter Frame SAP, the LECS
Interface will be terminated

LES.281**Level:** UI_ERROR**Short Syntax:** LES.281 LECS Intf:dev *device_number*==>DOWN:err opening Call SAP:
error_string (*error_code*)**Long Syntax:** LES.281 LECS Intf:dev *device_number*==>DOWN:error opening Call SAP:
error_string (*error_code*)**Description:** An error occurred while opening the Call SAP, the LECS Interface will be terminated

LES.282**Level:** U_INFO**Short Syntax:** LES.282 LECS Intf:dev *device_number*:wtng for LECS addr rpt**Long Syntax:** LES.282 LECS Intf:dev *device_number*:waiting for LECS address report**Description:** LECS Interface is waiting for list of LECS ATM address

LES.283**Level:** UI_ERROR**Short Syntax:** LES.283 LECS Intf:dev *device_number*:=>DOWN:err reading LECS addr:
error_string (*error_code*)**Long Syntax:** LES.283 LECS Intf:dev *device_number*:=>DOWN:error reading LECS
address: *error_string* (*error_code*)**Description:** An error occurred while reading the LECS address, the LECS Interface will be terminated

LES.284**Level:** UE_ERROR**Short Syntax:** LES.284 LECS Intf:dev *device_number*:ATM Net DOWN**Long Syntax:** LES.284 LECS Intf: dev *device_number*:ATM Net DOWN**Description:** The ATM interface is in an inoperable state, LECS Interface resources are released

LES.285**Level:** U_INFO**Short Syntax:** LES.285 LECS Intf:dev *device_number*:ATM Net UP**Long Syntax:** LES.285 LECS Intf:dev *device_number*:ATM Net UP**Description:** The ATM interface is in an operable state, the LECS Interface is restarted

LES.286**Level:** U_INFO**Short Syntax:** LES.286 LECS Intf:dev *device_number*:ATM addr actvtd**Long Syntax:** LES.286 LECS Intf:dev *device_number*:ATM address activated**Description:** The ATM address was successfully activated

LES.287**Level:** UE_ERROR**Short Syntax:** LES.287 LECS Intf:dev *device_number*: ATM addr actvtn timed out:retrying**Long Syntax:** LES.287 LECS Intf:dev *device_number*: ATM address activation timed out:
retrying**Description:** ATM address activation request timed out, address activation will be retried

LES.288**Level:** UE_ERROR**Short Syntax:** LES.288 LECS Intf:dev *device_number*:ATM addr rjctd by switch**Long Syntax:** LES.288 LECS Intf:dev *device_number*:ATM address rejected by switch**Description:** ATM address rejected by switch. Another attempt will be made to activate the ATM address.

LES.289**Level:** UE_ERROR**Short Syntax:** LES.289 LECS Intf:dev *device_number*:ATM addr deactvtd:reactvtng**Long Syntax:** LES.289 LECS Intf:dev *device_number*:ATM address deactivated:reactivating**Description:** ATM address was deactivated, address reactivation will be tried

LES.290**Level:** U_INFO**Short Syntax:** LES.290 LECS Intf:dev *device_number*:UNI Vrsn rptd**Long Syntax:** LES.290 LECS Intf:dev *device_number*:UNI Version reported**Description:** The UNI Version was reported

LES.291**Level:** U_INFO**Short Syntax:** LES.291 LECS Intf:dev *device_number*:LECS addr list rptd**Long Syntax:** LES.291 LECS Intf:dev *device_number*:LECS address list reported**Description:** The list of LECS ATM addresses was reported

LES.292**Level:** CE_ERROR**Short Syntax:** LES.292 LECS Intf:dev *device_number*:rfsd unexpctd call Calling ATM addr = x *calling_address***Long Syntax:** LES.292 LECS Intf:dev *device_number*:refused unexpected call, Calling ATM address = x *calling_address***Description:** An unexpected call was received, the call will be released

LES.293**Level:** CE_ERROR**Short Syntax:** LES.293 LECS Intf:dev *device_number*:Config Dir call fld:LECS negotiated parms LECS ATM addr = x *LECS_address***Long Syntax:** LES.293 LECS Intf:dev *device_number*:Config Dir call failed:LECS negotiated parms, LECS ATM address = x *LECS_address***Description:** AAL and BLLI parameters of LAN Emulation calls are not negotiable. LECS tried to negotiate these parms and the call failed.

LES.294**Level:** UI_ERROR**Short Syntax:** LES.294 LECS Intf:dev *device_number*:=>DOWN:Config Dir data path open
err: *error_string* (*error_code*)**Long Syntax:** LES.294 LECS Intf:dev *device_number*:=>DOWN:Config Direct data path
open error: *error_string* (*error_code*)**Description:** An error occurred when trying to open data path for VCC, LECS Interface will
be terminated

LES.295**Level:** UI_ERROR**Short Syntax:** LES.295 LECS Intf:dev *device_number*:Config Dir call fld:data path open
err:no mem**Long Syntax:** LES.295 LECS Intf:dev *device_number*:Config Direct call failed:data path
open error:no memory**Description:** Insufficient resources to open data path for VCC**Action:** Contact your customer service representative

LES.296**Level:** C_INFO**Short Syntax:** LES.296 LECS Intf:dev *device_number*:Config Dir estblshd LECS ATM addr
= x *LECS_address***Long Syntax:** LES.296 LECS Intf:dev *device_number*:Config Dir esatblished, LECS ATM
address = x *LECS_address***Description:** Configuration Direct VCC is operational

LES.297**Level:** UI_ERROR**Short Syntax:** LES.297 LECS Intf:unexpctd add leaf ack**Long Syntax:** LES.297 LECS Intf:unexpected add leaf acknowledgement**Description:** Unexpected add leaf acknowledgement was received

LES.298**Level:** C_INFO**Short Syntax:** LES.298 LECS Intf:dev *device_number*:Config Dir call fld:rtryng temp failure
LECS ATM addr = x *LECS_address***Long Syntax:** LES.298 LECS Intf:dev *device_number*:Config Direct call failed:retrying tem-
porary failure, LECS ATM address = x *LECS_address***Description:** Retry Config Direct call which failed due to a temporary condition

LES.299**Level:** C_INFO**Short Syntax:** LES.299 LECS Intf:dev *device_number*:Config Dir call fld:rtryng with Bearer Class C LECS ATM addr = x *LECS_address***Long Syntax:** LES.299 LECS Intf:dev *device_number*:Config Direct call failed:retrying with Bearer Class C, LECS ATM address = x *LECS_address***Description:** Control Direct call failed, retry with Bearer Class C

LES.300**Level:** C_INFO**Short Syntax:** LES.300 LECS Intf:dev *device_number*:Config Dir call fld:trying lower PCR (*PCR* Kbps) LECS ATM addr = x *LECS_address***Long Syntax:** LES.300 LECS Intf:dev *device_number*:Config Direct call failed:trying lower PCR (*PCR* Kbps), LECS ATM addr = x *LECS_address***Description:** Config Direct call failed because user cell rate is unavailable, call will be retired with a lower Peak Cell Rate

LES.301**Level:** CE_ERROR**Short Syntax:** LES.301 LECS Intf:dev *device_number*:Config Dir call fld:cause *cause_code* LECS ATM addr = x *LECS_address***Long Syntax:** LES.301 LECS Intf:dev *device_number*:Config Direct call failed:cause *cause_code*, LECS ATM address = x *LECS_address***Description:** A Config Direct call failed for the given reason

LES.302**Level:** CE_ERROR**Short Syntax:** LES.302 LECS Intf:dev *device_number*:Config Dir call fld:net down LECS ATM addr = x *LECS_address***Long Syntax:** LES.302 LECS Intf:dev *device_number*:Config Direct call failed:net down, LECS ATM address = x *LECS_address***Description:** Config Direct call failed, because the network is down

LES.303**Level:** UI_ERROR**Short Syntax:** LES.303 LECS Intf:unexpctd leaf rlse**Long Syntax:** LES.303 LECS INTF:unexpected leaf release**Description:** Leaf was released unexpectedly

LES.304**Level:** C_INFO**Short Syntax:** LES.304 LECS Intf:dev *device_number*:dscrdrd OAM frm**Long Syntax:** LES.304 LECS Intf:dev *device_number*:discarded OAM frame**Description:** An OAM frame was discarded

LES.305**Level:** CE_ERROR**Short Syntax:** LES.305 LECS Intf:dev *device_number*:dscrded frm:invld size (x *frame_size*)**Long Syntax:** LES.305 LECS Intf:dev *device_number*:discarded frame:invalid size (x *frame_size*)**Description:** Discarded frame because size was invalid

LES.306**Level:** CE_ERROR**Short Syntax:** LES.306 LECS Intf:dev *device_number*:dscrded frm:invld marker (x *marker*)**Long Syntax:** LES.306 LECS Intf:dev *device_number*:discarded frame:invalid marker (x *marker*)**Description:** Frame was discarded because marker was invalid. The marker should be xFF00

LES.307**Level:** CE_ERROR**Short Syntax:** LES.307 LECS Intf:dev *device_number*:dscrded frm:invld prtcl (x *protocol*)**Long Syntax:** LES.307 LECS Intf:dev *device_number*:discarded frame:invalid protocol (x *protocol*)**Description:** Frame was discarded because protocol was invalid. The protocol should be x01

LES.308**Level:** CE_ERROR**Short Syntax:** LES.308 LECS Intf:dev *device_number*:dscrded frm:invld vrsn (x *version*)**Long Syntax:** LES.308 LECS Intf:dev *device_number*:discarded frame:invalid version (x *version*)**Description:** Frame was discarded because the version was invalid. The version should be x01

LES.309**Level:** CE_ERROR**Short Syntax:** LES.309 LECS Intf:dev *device_number*:dscrded frm:invld opcode (x *opcode*)**Long Syntax:** LES.309 LECS Intf:dev *device_number*:discarded frame:invalid opcode (x *opcode*)**Description:** Frame was discarded because the opcode was invalid. The opcode should be x0101

LES.310**Level:** CE_ERROR**Short Syntax:** LES.310 LECS Intf:dev *device_number*:dscrdd frm:invld number-TLVs (x *number_TLVs*)**Long Syntax:** LES.310 LECS Intf:dev *device_number*:discarded frame:invalide number-TLVs (x *number_TLVs*)**Description:** Frame was discarded because the number-TLVs field was invalid. Number-TLVs should be x01

LES.311**Level:** CE_ERROR**Short Syntax:** LES.311 LECS Intf:dev *device_number*:dscrdd frm:invld TLV, Type = x *TLV_type*, Length = x *TLV_length***Long Syntax:** LES.311 LECS Intf:dev *device_number*:discarded frame:invalid TLV, Type = x *TLV_type*, Length = x *TLV_length***Description:** Frame was discarded because the TLV type or length were invalid

LES.312**Level:** CE_ERROR**Short Syntax:** LES.312 LECS Intf:dev *device_number*:dscrdd frm:invld ELAN name size in TLV (x *ELAN_name_size*)**Long Syntax:** LES.312 LECS Intf:dev *device_number*:discarded frame:invalid ELAN name size in TLV (x *ELAN_name_size*)**Description:** Frame was discarded because ELAN name size was invalid

LES.313**Level:** CE_ERROR**Short Syntax:** LES.313 LECS Intf:dev *device_number*:dscrdd frm:unkwn ELAN name in TLV, ELAN name = *ELAN_name***Long Syntax:** LES.313 LECS Intf:dev *device_number*:discarded frame:unknown ELAN name in TLV, ELAN name = x *ELAN_name***Description:** Frame was discarded because the ELAN name in the TLV value field is unknown

LES.314**Level:** CE_ERROR**Short Syntax:** LES.314 LECS Intf:dev *device_number*:dscrdd frm:unkwn LEC ATM addr, ELAN name = *ELAN_name* LEC ATM addr = x *LEC_address***Long Syntax:** LES.314 LECS Intf:dev *device_number*:discarded frame:unknown LEC ATM address, ELAN name = x *ELAN_name*, LEC ATM address = x *LEC_address***Description:** Frame was discarded because the LEC ATM address was unknown

LES.315**Level:** C_INFO**Short Syntax:** LES.315 LECS Intf:dev *device_number*:plcng Config Dir call LECS ATM addr = x *LECS_address***Long Syntax:** LES.315 LECS Intf:dev *device_number*:placing Config Direct call, LECS ATM address = x *LECS_address***Description:** Call was placed to establish Config Direct VCC to LECS

LES.316**Level:** UI_ERROR**Short Syntax:** LES.316 LECS Intf:dev *device_number*:err plcng Config Dir call: *error_string* (*error_code*) LECS ATM addr = x *LECS_address***Long Syntax:** LES.316 LECS Intf:dev *device_number*:error placing Config Direct call: *error_string* (*error_code*), LECS ATM address = x *LECS_address***Description:** An error occurred while placing a call to establish a Config Direct VCC

LES.317**Level:** UI_ERROR**Short Syntax:** LES.317 LECS Intf:dev *device_number*:=>DOWN:err plcng Config Dir call: *error_string* (*error_code*)**Long Syntax:** LES.317 LECS Intf:dev *device_number*:=>DOWN:error placing Config Direct call: *error_string* (*error_code*)**Description:** An error occurred while placing a call to establish a Config Direct VCC, the LECS Interface will be terminated

LES.318**Level:** UI_ERROR**Short Syntax:** LES.318 LECS Intf:dev *device_number*:rlsng Config Dir:local LES err**Long Syntax:** LES.318 LECS Intf:dev *device_number*:releasing Config Direct:local LES error**Description:** Config Direct VCC was released due to a local LES error

LES.319**Level:** UI_ERROR**Short Syntax:** LES.319 LECS Intf:dev *device_number*:frm buff alloc err**Long Syntax:** LES.319 LECS Intf:dev *device_number*:frame buffer allocation error**Description:** Unable to allocate frame buffer

LES.320**Level:** UI_ERROR**Short Syntax:** LES.320 LECS Intf:dev *device_number*:=>DOWN:frm buff alloc err: *error_string* (*error_code*)**Long Syntax:** LES.320 LECS Intf:dev *device_number*:=>DOWN:frame buffer allocation error: *error_string* (*error_code*)**Description:** Unable to allocate frame buffer, LECS Interface will be terminated

LES.321**Level:** UI_ERROR**Short Syntax:** LES.321 LECS Intf:dev *device_number*:=>DOWN:tx err: *error_string* (*error_code*)**Long Syntax:** LES.321 LECS Intf:dev *device_number*:=>DOWN:transmit error: *error_string* (*error_code*)**Description:** An error occurred while transmitting frame to LECS. Depending on the severity of the error, the LECS Interface may be terminated.

LES.322**Level:** UI_ERROR**Short Syntax:** LES.322 LECS Intf:dev *device_number*:trmtng: *error_string* (*error_code*)**Long Syntax:** LES.322 LECS Intf:dev *device_number*:terminating: *error_string* (*error_code*)**Description:** LECS Interface was terminated due to the given reason

LES.323**Level:** UE_ERROR**Short Syntax:** LES.323 LECS Intf:dev *device_number*:Config Dir rlsd:cause *cause_code*
LECS ATM addr = x *LECS_address***Long Syntax:** LES.323 LECS Intf:dev *device_number*:Config Direct released:cause *cause_code*,
LECS ATM address = x *LECS_address***Description:** Config Direct VCC was released due to the given reason

LES.324**Level:** UE_ERROR**Short Syntax:** LES.324 LECS Intf:dev *device_number*:Config Dir rlsd:net down LECS ATM
addr = x *LECS_address***Long Syntax:** LES.324 LECS Intf:dev *device_number*:Config Direct released:net down,
LECS ATM address = x *LECS_address***Description:** Config Dir released because network is down

LES.325**Level:** U_INFO**Short Syntax:** LES.325 BMON:'*ELAN_name*':initlzd**Long Syntax:** LES.325 BMON:'*ELAN_name*':initialized**Description:** BMON for this ELAN has been initialized

LES.326**Level:** U_INFO**Short Syntax:** LES.326 BMON:'*ELAN_name*':halted**Long Syntax:** LES.326 BMON:'*ELAN_name*':halted**Description:** BMON for this ELAN has been halted.

LES.327**Level:** UI_ERROR**Short Syntax:** LES.327 LES/BUS:' *ELAN_name*':BMON init fld**Long Syntax:** LES.327 LES/BUS:' *ELAN_name*':BMON initialization failed**Description:** BUS Monitor initialization failed due to lack of memory. ELAN operation continues.**Action:** Contact your customer service representative

LES.328**Level:** UI_ERROR**Short Syntax:** LES.328 BMON:' *ELAN_name*':topN mem alloc fld**Long Syntax:** LES.328 BMON:' *ELAN_name*':Top N memory allocation failed**Description:** BUS Monitor could not allocate memory to record the Top N Users for the most recent sample interval. BUS Monitor will retry at the next sample interval.**Action:** Contact your customer service representative

LES.329**Level:** U_INFO**Short Syntax:** LES.329 LES/BUS:' *ELAN_name*':ATM dev Inspeed - *VCC_type* VCC PCR (*peak_rate* Kbps) mismatch:PCR chngd to Inspeed (*linespeed* Kbps)**Long Syntax:** LES.329 LES/BUS:' *ELAN_name*':ATM device linespeed - *VCC_type* VCC PCR (*peak_rate* Kbps) mismatch:PCR changed to linespeed (*linespeed* Kbps)**Description:** The ATM device's linespeed has changed. The given VCC's PCR was equal to the ATM device's previous linespeed. The VCC's PCR has been changed and now equals the ATM device's current linespeed.

LES.330**Level:** C_INFO**Short Syntax:** LES.330 LES/BUS:' *ELAN_name*':ATM dev Inspeed is *linespeed* Kbps, *VCC_type* VCC PCR = *peak_rate* Kbps**Long Syntax:** LES.330 LES/BUS:' *ELAN_name*':ATM device linespeed is *linespeed* Kbps, *VCC_type* VCC PCR = *peak_rate* Kbps**Description:** The given VCC's peak rate is not equal to the ATM device's linespeed.

LES.331**Level:** C_INFO**Short Syntax:** LES.331 LES/BUS:' *ELAN_name*':ATM dev Inspeed is *linespeed* Kbps, *VCC_type* VCC PCR = *peak_rate* Kbps, SCR = *sustained_rate* Kbps**Long Syntax:** LES.331 LES/BUS:' *ELAN_name*':ATM device linespeed is *linespeed* Kbps, *VCC_type* VCC PCR = *peak_rate* Kbps, SCR = *sustained_rate* Kbps**Description:** The given VCC's peak rate is not equal to the ATM device's linespeed.

LES.332**Level:** UI_ERROR**Short Syntax:** LES.332 LES/BUS:' *ELAN_name*':Create fld: *VCC_type* VCC PCR (*peak_rate* Kbps) excds ATM dev Inspeed (*linespeed* Kbps)**Long Syntax:** LES.332 LES/BUS:' *ELAN_name*':Create failed: *VCC_type* VCC PCR (*peak_rate* Kbps) exceeds ATM device linespeed (*linespeed* Kbps)**Description:** The LES/BUS could not be created because the Peak Cell Rate exceeds the ATM device linespeed.

LES.333**Level:** UI_ERROR**Short Syntax:** LES.333 LES/BUS:' *ELAN_name*':Rstrtd fld: *VCC_type* VCC PCR (*peak_rate* Kbps) excds ATM dev Inspeed (*linespeed* Kbps)**Long Syntax:** LES.333 LES/BUS:' *ELAN_name*':Restart failed: *VCC_type* VCC PCR (*peak_rate* Kbps) exceeds ATM device linespeed (*linespeed* Kbps)**Description:** The LES/BUS could not be restarted because the Peak Cell Rate exceeds the ATM device linespeed.

LES.334**Level:** U_INFO**Short Syntax:** LES.334 LECS Intf:dev *device_number*:ATM dev Inspeed - Config Dir VCC PCR (*peak_rate* Kbps) mismatch:PCR chngd to Inspeed (*linespeed* Kbps)**Long Syntax:** LES.334 LECS Intf:dev *device_number*:ATM device linespeed - Config Direct VCC PCR (*peak_rate* Kbps) mismatch:PCR changed to linespeed (*linespeed* Kbps)**Description:** The ATM device's linespeed has changed. The Config Direct VCC's PCR was equal to the ATM device's previous linespeed. The VCC's PCR has been changed and now equals the ATM device's current linespeed.

LES.335**Level:** C_INFO**Short Syntax:** LES.335 LECS Intf:dev *device_number*:ATM dev Inspeed is *linespeed* Kbps, Config Dir VCC PCR = *peak_rate* Kbps**Long Syntax:** LES.335 LECS Intf:dev *device_number*:ATM device linespeed is *linespeed* Kbps, Config Direct VCC PCR = *peak_rate* Kbps**Description:** The Config Direct VCC's peak rate is not equal to the ATM device's linespeed.

LES.336**Level:** C_INFO**Short Syntax:** LES.336 LECS Intf:dev *device_number*:ATM dev Inspeed is *linespeed* Kbps, Config Dir VCC PCR = *peak_rate* Kbps, SCR = *sustained_rate* Kbps**Long Syntax:** LES.336 LECS Intf:dev *device_number*:ATM device linespeed is *linespeed* Kbps, Config Direct VCC PCR = *peak_rate* Kbps, SCR = *sustained_rate* Kbps**Description:** The Config Direct VCC's peak rate is not equal to the ATM device's linespeed.

LES.337**Level:** UI_ERROR**Short Syntax:** LES.337 LECS Intf:dev *device_number*:Create fld:Config Dir VCC PCR (*peak_rate* Kbps) excds ATM dev Inspeed (*linespeed* Kbps)**Long Syntax:** LES.337 LECS Intf:dev *device_number*:Create failed:Config Direct VCC PCR (*peak_rate* Kbps) exceeds ATM device linespeed (*linespeed* Kbps)**Description:** The LECS Interface could not be created because the Peak Cell Rate exceeds the ATM device linespeed.

LES.338**Level:** UI_ERROR**Short Syntax:** LES.338 LECS Intf:dev *device_number*:Rstrt fld:Config Dir VCC PCR (*peak_rate* Kbps) excds ATM dev Inspeed (*linespeed* Kbps)**Long Syntax:** LES.338 LECS Intf:dev *device_number*:Restart failed:Config Direct VCC PCR (*peak_rate* Kbps) exceeds ATM device linespeed (*linespeed* Kbps)**Description:** The LECS Interface could not be restarted because the Peak Cell Rate exceeds the ATM device linespeed.

LES.339**Level:** C_INFO**Short Syntax:** LES.339 LES/BUS:' *ELAN_name*':updtcd cnfgrtn for fld ' *field_name*'**Long Syntax:** LES.339 LES/BUS:' *ELAN_name*':updated configuration for field ' *field_name*'**Description:** During initialization, an outdated configuration record was discovered. Certain parameters in the configuration of the LES/BUS were updated to reflect new functional abilities. This event is common after moving to a new code release.

LES.340**Level:** UI_ERROR**Short Syntax:** LES.340 LES/BUS:' *ELAN_name*':join fld, TLV mem alloc err**Long Syntax:** LES.340 LES/BUS:' *ELAN_name*':join failed, TLV memory allocation error**Description:** A join request was rejected because of a memory allocation error while attempting to register TLVs in the join request.

LES.341**Level:** UI_ERROR**Short Syntax:** LES.341 LES/BUS:' *ELAN_name*':rfsd Mcast Send VCC splice to Mcast Fwr VCC, LEC ATM addr = x *LEC_address***Long Syntax:** LES.341 LES/BUS:' *ELAN_name*':refused Multicast Send VCC splice to Multicast Forward VCC, LEC ATM address = x *LEC_address***Description:** An error occurred while attempting to splice the clients Multicast Send VCC to the BUS's Multicast Forward VCC.**Action:** No immediate action is required. Peak BUS performance will not be possible for this client, but its participation in the specified ELAN is not effected. Contact customer service if further problem determination is needed.

LES.342

Level: UI_ERROR

Short Syntax: LES.342 LES/BUS:' *ELAN_name*':rfsd Mcast Send VCC unsplice from Mcast Fwd VCC, LEC ATM addr = x *LEC_address*

Long Syntax: LES.342 LES/BUS:' *ELAN_name*':refused Multicast Send VCC unsplice from Multicast Forward VCC, LEC ATM address = x *LEC_address*

Description: An error occurred while attempting to unsplice the client's Multicast Send VCC to the BUS's Multicast Forward VCC.

Action: No immediate action is required. Packets received from this client can not be traced. Contact customer service if further problem determination is needed.

LES.343

Level: UI_ERROR

Short Syntax: LES.343 LES/BUS:' *ELAN_name*':Incompatible hardware for VCC-splice operation, LEC ATM addr = x *LEC_address*

Long Syntax: LES.343 LES/BUS:' *ELAN_name*':Incompatible hardware for VCC-splice operation, LEC ATM address = x *LEC_address*

Description: The ATM Adapter hardware level installed does not support VCC splicing. The client's Multicast Send VCC has not been spliced to the BUS's Multicast Forward VCC.

Action: No immediate action is required. Peak BUS performance will not be possible for this client, but its participation in the specified ELAN is not effected. ATM Adapter may need to be upgraded to support VCC-splice feature. Contact customer service for further assistance.

LES.344

Level: U_INFO

Short Syntax: LES.344 SUPER ELAN:Super ELAN spans multiple ATM interfaces, ID=*super_elan_id*.

Long Syntax: LES.344 SUPER ELAN:Super ELAN spans multiple ATM interfaces, ID=*super_elan_id*.

Description: Since each ATM Adapter may be connected to separate switched networks, attempts to establish data direct VCCs between clients in different ELANs may fail.

Action: If both ATM Adapters are connected to the same switch network, no action is required. If the ATM Adapters are connected to different switch networks, disable Super ELAN function on one or both interfaces, or assign logical interfaces on each ATM Adapter to different Super ELANs.

LES.345

Level: UI_ERROR

Short Syntax: LES.345 SUPER ELAN:Super ELAN is supported for STB enabled ports only, net *net_1*.

Long Syntax: LES.345 SUPER ELAN:Super ELAN is supported for STB enabled ports only, net *net_1*.

Description: Super ELAN is supported on bridge ports which are STB enabled. Both Token Ring and Ethernet are supported, but bridge ports with Source Route only bridging behavior are not supported.

Action: Enable Spanning Tree Transparent Bridge (STB) support on the bridge port associated with the specified interface.

LES.346**Level:** UI_ERROR**Short Syntax:** LES.346 SUPER ELAN:Super ELAN is supported on ATM interfaces only, net *net_1*.**Long Syntax:** LES.346 SUPER ELAN:Super ELAN is supported on ATM interfaces only, net *net_1*.**Description:** Super ELAN is supported on ATM interfaces only.**Action:** Disable Super ELAN support on the bridge port associated with the specified interface.

LES.347**Level:** UI_ERROR**Short Syntax:** LES.347 SUPER ELAN:Intf types cannot be mixed within a Super ELAN, ID= *super_elan_id*.**Long Syntax:** LES.347 SUPER ELAN:Interface types cannot be mixed within a Super ELAN, ID= *super_elan_id*.**Description:** The Super ELAN ID could not be set because Token Ring and Ethernet clients cannot exist on the same Super ELAN.**Action:** Change the Super ELAN ID to different value.

LES.348**Level:** U_INFO**Short Syntax:** LES.348 BCM:' *ELAN_name*':Warning: MAC addr x *MAC_address* replaced MAC addr x *MAC_address* for *protocol_type_string protocol_address***Long Syntax:** LES.348 BCM:' *ELAN_name*':Warning: MAC address x *MAC_address* replaced MAC address x *MAC_address* for *protocol_type_string protocol_address***Description:** BCM has discovered that two MAC addresses are using the same protocol address. The first MAC address displayed was detected more recently and will now be associated with the protocol address.**Action:** This may be a misconfiguration of one of the devices.

LES.349**Level:** U_INFO**Short Syntax:** LES.349 LES/BUS:' *ELAN_name*':delay complete, add LEC to Ctrl Dist, LEC ATM addr = x *LEC_address***Long Syntax:** LES.349 LES/BUS:' *ELAN_name*':delay complete, now adding LEC to Control Distribute, LEC ATM address = x *LEC_address***Description:** addPartyDelayTimer has expired, so Add Leaf will now be attempted for this LEC on the Control Distribute VCC. This only occurs when switch signalling congestion is determined.

LES.350**Level:** U_INFO**Short Syntax:** LES.350 LES/BUS:' *ELAN_name*':delay complete, add LEC to Mcast Fwd, LEC ATM addr = x *LEC_address***Long Syntax:** LES.350 LES/BUS:' *ELAN_name*':delay complete, now adding LEC to Multicast Forward, LEC ATM address = x *LEC_address***Description:** addPartyDelayTimer has expired, so Add Leaf will now be attempted for this LEC on the Multicast Forward VCC. This only occurs when switch signalling congestion is determined.

LES.351**Level:** U_INFO**Short Syntax:** LES.351 LES/BUS:' *ELAN_name*':delay add of *VCC_type* leaf for *delay_duration* secs, LEC ATM addr = x *LEC_address***Long Syntax:** LES.351 LES/BUS:' *ELAN_name*':delaying addition of *VCC_type* leaf for *delay_duration* seconds, LEC ATM address = x *LEC_address***Description:** This leaf's addition to the LES Control Distribute VCC is being delayed until later due to switch signalling congestion found.

LES.352**Level:** U_INFO**Short Syntax:** LES.352 LES/BUS:' *ELAN_name*':delay add of *VCC_type* leaf for *delay_duration* secs, LEC ATM addr = x *LEC_address***Long Syntax:** LES.352 LES/BUS:' *ELAN_name*':delaying adding of *VCC_type* leaf for *delay_duration* seconds, LEC ATM address = x *LEC_address***Description:** This leaf's addition to the BUS Multicast Forward VCC is being delayed until later due to switch signalling congestion found.

LES.353**Level:** U_INFO**Short Syntax:** LES.353 LES/BUS:' *ELAN_name*' Temp err adding *VCC_type* leaf: cause # *cause_code*: retry later LEC ATM addr = x *LEC_address***Long Syntax:** LES.353 LES/BUS:' *ELAN_name*':temporary error adding *VCC_type* leaf: cause code # *cause_code*: will retry later, LEC ATM address = x *LEC_address***Description:** Add leaf request failed due to a temporary condition, the add leaf request will be retried after random delay

LES.354**Level:** U_INFO**Short Syntax:** LES.354 LES/BUS:' *ELAN_name*': err adding *VCC_type* leaf: out of mem, LEC ATM addr = x *LEC_address***Long Syntax:** LES.354 LES/BUS:' *ELAN_name*': error adding *VCC_type* leaf: memory exhausted, LEC ATM address = x *LEC_address***Description:** Unable to add leaf, because out of memory

LES.355**Level:** U_INFO**Short Syntax:** LES.355 LES/BUS:' *ELAN_name*' Terminating LEC: err adding *VCC_type* leaf: no memory, LEC ATM addr = x *LEC_address***Long Syntax:** LES.355 LES/BUS:' *ELAN_name*': terminating LEC: error adding *VCC_type* leaf: memory exhausted, LEC AT address = x *LEC_address***Description:** A leaf was not added, because there is no available memory. The LEC's ELAN membership will be terminated

LES.356**Level:** U_INFO**Short Syntax:** LES.356 Interface # *interface_number*: Entering Add Party Delay State**Long Syntax:** LES.356 Interface # *interface_number*: Now entering the Add Party Delay state**Description:** Network signalling congestion was detected (as evidenced by Add Party being rejected with a temporary cause or ignored) and we are now entering the state where all LES/BUSs on this interface will randomly delay sending Add Party messages)

LES.357**Level:** U_INFO**Short Syntax:** LES.357 LES/BUS: ' *ELAN_name*' *VCC_type* leaf: drop LEC: max Add Leaf retries LEC ATM addr = x *LEC_address***Long Syntax:** LES.357 LES_BUS: ' *ELAN_name*': terminating LEC: *VCC_type* leaf: no more Add Leaf retries, LEC ATM addr = x *LEC_address***Description:** Another Add Party message needs to be retransmitted due to network signalling congestion, but we have exceeded the max number of retries, so clear the Multicast Send to the LEC.

LES.358**Level:** U_INFO**Short Syntax:** LES.358 Interface # *interface_number*: Leaving Add Party Delay State**Long Syntax:** LES.358 Interface # *interface_number*: Now leaving the Add Party Delay state**Description:** No network signalling congestion has been detected by any LES/BUS in the last DELAY_ADD_PARTY_STATE_CLEARING_INTERVAL seconds, and we were in the Delay Add Party state, so leave the Delay Add Party State.

LES.359**Level:** U_INFO**Short Syntax:** LES.359 LES/BUS:' *ELAN_name*' Temp err adding *VCC_type* leaf: network down: retry later LEC ATM addr = x *LEC_address***Long Syntax:** LES.359 LES/BUS:' *ELAN_name*':temporary error adding *VCC_type* leaf: network down: will retry later, LEC ATM address = x *LEC_address***Description:** Add leaf request failed due to a NETWORK_DOWN condition, the add leaf request will be retried after random delay. This usually means either SAAL is down or the Add Party was not responded to.

LES.360**Level:** CE_ERROR**Short Syntax:** LES.360 LES/BUS:' *ELAN_name*':0-hop rings overlap with Rtr mac= *MAC_address* (*ring_number*. *ring_number*) Req Rtr mac= *MAC_address* (*ring_number*. *ring_number*)**Long Syntax:** LES.360 LES/BUS:' *ELAN_name*':0-hop rings overlap with Router MAC address= *MAC_address* (range= *ring_number*. *ring_number*) Requesting Router MAC address= *MAC_address*(range= *ring_number*. *ring_number*)**Description:** A zeroHop router tried to register an overlapping virtual ring range

LES.361**Level:** UI_ERROR**Short Syntax:** LES.361 LES/BUS:' *ELAN_name*':refuse Mcast Send call: no mem, LEC ATM addr = x *LEC_address***Long Syntax:** LES.361 LES/BUS:' *ELAN_name*':refused Multicast Send call: no memory, LEC ATM address = x *LEC_address***Description:** Unable to accept Multicast Send Call due to lack of memory needed for adding the joining internal LEC's bound Mcast Send VCC to the corresponding LES/BUS queue.

LES.362**Level:** U_INFO**Short Syntax:** LES.362 BCM:' *ELAN_name*':NetBIOS NAME_RECOGNIZED not rcvd, deleting Name *protocol_address* from MAC addr x *MAC_address***Long Syntax:** LES.362 BCM:' *ELAN_name*':NetBIOS NAME_RECOGNIZED not received, deleting Name *protocol_address* from MAC addr x *MAC_address***Description:** BCM NetBIOS has not received a NAME_RECOGNIZED within 1 second of directing a NAME_QUERY to the given Name and MAC address. The BCM NetBIOS cache entry may no longer be valid, so the entry is being deleted. The NAME_QUERY currently being processed by BCM will be broadcast. If the Namesharing feature is in use for the given Name, it is possible all sessions using the given MAC address have been exhausted, and this event is normal.

Logical Link Control (LLC) ELS Messages

This chapter describes Logical Link Control (LLC) ELS Messages messages. For information on message content and how to use the message, refer to the Introduction.

LLC.001

Level: C-TRACE

Short Syntax: LLC.001 Sent *frame_type, src_mac-> dst_mac, rif saps src_sap-> dst_sap, dlcidlcidnt network*

Long Syntax: LLC.001 Sent *frame_type, src_mac-> dst_mac, rif saps src_sap-> dst_sap, dlcidlcinetwork network*

Description: LLC is sending a frame. Possible frame types are: SABME_C0 or SABME_C1 (Set Asynchronous Balanced Mode Extended), DM_R0 or DM_R1 (Disconnected Mode), DISC_C0 or DISC_C1 (Disconnect), RR_C0 or RR_C1 or RR_R0 or RR_R1 (Receiver Ready), RNR_C0 or RNR_C1 or RNR_R0 or RNR_R1 (Receiver Not Ready), REJ_C0 or REJ_C1 or REJ_R0 or REJ_R1 (Reject), UA_R0 or UA_R1 (Unnumbered Acknowledgement), FRMR_R0 or FRMR_R1 (Frame Reject), and I_C0 or I_C1 or I_R0 or I_R1 (Information Frame). The abbreviation suffixes are C0 (command, poll bit off), C1 (command, poll bit on), R0 (response, final bit off), and R1 (response, final bit on).

LLC.002

Level: C-TRACE

Short Syntax: LLC.002 *ev= llc_event in st= llc_state, llc2_connection, dlcidlcidnt network*

Long Syntax: LLC.002 *event= llc_event in state= llc_state, llc2_connection, dlcidlcidnetwork network*

Description: An event occurred on an llc2 connection. The LLC2 FSM (Finite State Machine) has been called to process the event. The LLC2 connection is uniquely identified by the combination destination MAC address, source MAC address, destination sap, and source sap on a particular network. The possible events are: SET_ABME (user request to connect to remote), SET_ADM (user request to disconnect from remote), SEND_BTU (user request to send data), FLOW_REQ_ON (user request to turn off local busy condition), FLOW_REQ_OFF (user request to turn on local busy condition), T1_EXP (T1 timer expiration), T2_EXP (T2 timer expiration), Ti_EXP (Ti timer expiration), OS_I_C0 or OS_I_C1 or OS_I_R0 or OS_I_R1 (Ns on I-frame is out of sequence), I_C0 or I_C1 or I_R0 or I_R1 (valid I-frame received), RR_C0 or RR_C1 or RR_R0 or RR_R1 (RR frame received), RNR_C0 or RNR_C1 or RNR_R0 or RNR_R1 (RNR frame received), REJ_C0 or REJ_C1 or REJ_R0 or REJ_R1 (REJ frame received), UA_R0 or UA_R1 (UA frame received), DISC_C0 or DISC_C1 (DISC frame received), DM_R0 or DM_R1 (DM frame received), FRMR_R0 or FRMR_R1 (FRMR frame received), BAD_FRAME_0 or BAD_FRAME_1 (received frame will generate FRMR), SABME_C0 or SABME_C1 (SABME frame received), and SEND_I_POLL (Sending I frame with Poll bit on). The abbreviation suffixes are C0 (command, poll bit off), C1 (command, poll bit on), R0 (response, final bit off), and R1 (response, final bit on).

LLC.003

Level: C-INFO

Short Syntax: LLC.003 *llc_state-> llc_state, llc2_connection, dlci dlci, nt network*

Long Syntax: LLC.003 *llc_state to llc_state, llc2_connection, dlci dlci, network network*

Description: There is LLC2 state change. The possible states are: DISCONNECTED (initial state), LINK_OPENING (link establishment in progress), DISCONNECTING (DISC sent, awaiting DM), FRMR_SENT (frmr sent), LINK_OPENED (normal state), LOCAL_BUSY (local is busy), REJECTION (remote sent an out of sequence frame), CHECKPOINTING (poll sent, awaiting response sending of data suspended), CKPT_LB (combination state), CKPT_REJ (combination state), RESETTING (awaiting user response to reset), REMOTE_BUSY (remote is busy), LB_RB (combination state), REJ_LB (combination state), REJ_RB (combination state), CKPT_REJ_LB (combination state), CKPT_CLR (clearing from CKPT_LB state), CKPT_REJ_CLR (clearing from CKPT_REJ_LB state), REJ_LB_RB (combination state), FRMR_RECEIVED (received frmr). The abbreviations above are CKPT=CHECKPOINTING, CLR=CLEARING, LB=LOCAL BUSY, RB=REMOTE BUSY, and REJ=REJECTION.

LLC.004

Level: C-INFO

Short Syntax: LLC.004 *Up evt user_event args user_value/ event_reason on llc2-conn*

Long Syntax: LLC.004 *Upcall user event user_event user_value event_reason on llc2-conn*

Description: LLC2 event upcall is occurring. Some of the arguments on the upcall are shown. User Cookie is meaningful to the router software running over the LLC subsystem. Event reason sometimes further specifies the event. The possible upcall events are: CONN_IND (cookie=session, reason=none), CONN_IND_PASS (cookie=sap, reason=none), CONN_CONFIRM (cookie=session, reason=none), DISC_IND (cookie=session, possible reasons: local term (disconnecting), remote term, conn refused, local term (disconnected)), RESET_IND (cookie=session, possible reasons: local reset, remote reset, frmr rcvd, frmr sent), RESET_CONF (cookie=session, reason=none), FLOW_IND (cookie=session, possible reasons: flow off, flow on), and DISC_CONFIRM (cookie=session, reason=none).

LLC.005

Level: C-INFO

Short Syntax: LLC.005 *prim user_primitive sap SAP_value on nt network*

Long Syntax: LLC.005 *user primitive user_primitive sap SAP_value on network network*

Description: A sap-related LLC user-primitive was called. The possible SAP primitives are: OPEN_SAP, CLOSE_SAP, CLOSE_SAP_FORCED, MODIFY_SAP, OPEN_STATION, and UNITDATA.

LLC.006

Level: C-INFO

Short Syntax: LLC.006 *prim user_primitive, llc2_connection, dlci dlci, nt network*

Long Syntax: LLC.006 *primitive user_primitive, llc2_connection, dlci dlci, network network*

Description: A llc2 connection non-data user-primitive was called. The possible primitives are: CLOSE_STATION, CLOSE_STATION_FORCED, CONNECT_REQUEST, CONNECT_RESPONSE, DISCONNECT_REQUEST, RESET_REQUEST, RESET_RESPONSE, FLOW_REQ.

LLC.007**Level:** C-TRACE**Short Syntax:** LLC.007 data prim, *llc2_connection*, dci *dlci*, nt *network***Long Syntax:** LLC.007 data primitive, *llc2_connection*, dci *dlci*, network *network***Description:** A DATA_REQUEST data primitive was called. DATA_REQUEST passes the data in buffer memory.

LLC.008**Level:** C-TRACE**Short Syntax:** LLC.008 data prim, *llc2_connection*, dci *dlci*, nt *network***Long Syntax:** LLC.008 data primitive, *llc2_connection*, dci *dlci*, network *network***Description:** A DATA_LOCAL data primitive was called. DATA_LOCAL passes the data in data memory.

LLC.009**Level:** C-TRACE**Short Syntax:** LLC.009 unitdata prim, sap *SAP_value*, dci *dlci* nt *network***Long Syntax:** LLC.009 unitdata primitive, sap *SAP_value* dci *dlci* network *network***Description:** A UNITDATA llc1 data primitive was called.

LLC.010**Level:** UI-ERROR**Short Syntax:** LLC.010 out q too big, *llc2_connection*, dci *dlci*, nt *network***Long Syntax:** LLC.010 outboudn queue too big, *llc2_connection*, dci *dlci*, network *network***Description:** The outbound queue has grown grossly large. The llc2 connection is being automatically terminated.**Cause:** LLC application is not responding to flow control.**Action:** Contact customer service.

LLC.011**Level:** UI-ERROR**Short Syntax:** LLC.011 No buf to dup I-frame, *llc2_connection*, dci *dlci*, nt *network***Long Syntax:** LLC.011 No buffer available to duplicate I-frame, *llc2_connection*, dci *dlci*, network *network***Description:** No buffer available to duplicate I-frame.**Cause:** Severe packet buffer shortage.**Action:** Check memory statistics in GWCON to verify packet buffer level. Reduce buffer usage of other router software. Reduce buffer usage by reducing LLC connections, by changing LLC configuration, especially making sure that LLC Transmit and Receive windows are normal sizes.

LLC.012

Level: UI-ERROR

Short Syntax: LLC.012 No mem to dup I-frame, *llc2_connection*, *dcli dcli*, *nt network*

Long Syntax: LLC.012 No memory available to duplicate I-frame, *llc2_connection*, *dcli dcli*, *network network*

Description: No memory to duplicate I-frame.

Cause: Memory shortage.

Action: Reduce memory usage by reducing tables in other software. Reduce memory by reducing LLC connections, by changing LLC configuration, especially making sure that LLC Transmit and Receive windows are normal sizes.

LLC.013

Level: UI-ERROR

Short Syntax: LLC.013 No buf for LLC frame, *llc2_connection*, *dcli dcli*, *nt network*

Long Syntax: LLC.013 No buffer for LLC frame, *llc2_connection*, *dcli dcli*, *network network*

Description: A buffer could not be obtained to build an LLC Supervisory or Unnumbered frame. No loss of data integrity has occurred yet, but unless buffers for this purpose become available within a few seconds, the other end of the LLC2 connection will most likely terminate this LLC connection as part of the normal LLC2 protocol.

Cause: Severe packet buffer shortage.

Action: Check memory statistics in GWCON to verify packet buffer level.

LLC.014

Level: UI-ERROR

Short Syntax: LLC.014 fr type inv, *llc2_connection*, *dcli dcli*, *nt network*

Long Syntax: LLC.014 frame type invalid, *llc2_connection*, *dcli dcli*, *network network*

Description: The frame type the LLC is trying to build is invalid.

Cause: Hardware failure or software bug.

Action: Contact customer service.

LLC.015

Level: UI-ERROR

Short Syntax: LLC.015 Inv LLC2 ev *event_code_number*

Long Syntax: LLC.015 Invalid LLC2 FSM event *event_code_number*

Description: The LLC2 Finite State Machine (FSM) was called with an event that was out of range.

Cause: Hardware failure or software bug.

Action: Contact customer service.

LLC.016

Level: UI-ERROR

Short Syntax: LLC.016 inv nt typ *network_type* on *nt network*

Long Syntax: LLC.016 invalid network type *network_type* on *network network*

Description: An OPEN SAP operation was tried on a network type that LLC does not support. Network types Token-Ring, Ethernet, and FDDI are supported.

Cause: Software bug.

Action: Contact customer service.

LLC.017

Level: UI-ERROR

Short Syntax: LLC.017 dup sap *SAP_value* on nt *network*

Long Syntax: LLC.017 duplicate sap *SAP_value* on network *network*

Description: A OPEN SAP operation was tried on a sap that has already been opened.

Cause: Software bug.

Action: Contact customer service.

LLC.018

Level: UI-ERROR

Short Syntax: LLC.018 No mem for sap blk on nt *network*

Long Syntax: LLC.018 No memory for SAP control block on network *network*

Description: Unable to allocate memory for SAP control block.

Cause: Severe shortage of memory.

Action: Reduce table sizes in other protocols, use system with less protocols, expand memory in router.

LLC.019

Level: UI-ERROR

Short Syntax: LLC.019 No mem for stn blk on nt *network*

Long Syntax: LLC.019 No memory for station control block on network *network*

Description: Unable to allocate memory for station control block.

Cause: Severe shortage of memory.

Action: Reduce table sizes in other protocols, use system with less protocols, expand memory in router. Reduce number of LLC2 connections.

LLC.020

Level: U-INFO

Short Syntax: LLC.020 UI frm drp *llc2_connection*, *dci dci*, nt *network*

Long Syntax: LLC.020 UI frame dropped, *llc2_connection*, *dci dci*, network *network*

Description: UI frame refused by the local application within the router.

Cause: The frame was not the type the local application wanted to handle.

Action: None.

LLC.021

Level: U-INFO

Short Syntax: LLC.021 TST frm refused *llc2_connection*, *dci dci*, nt *network*

Long Syntax: LLC.021 TEST frame refused, *llc2_connection*, *dci dci*, network *network*

Description: TEST frame refused by the local application within the router. The frame is passed on to the bridge code, etc.

Cause: The frame was not the type the local application wanted to handle.

Action: None.

LLC.022

Level: U-INFO

Short Syntax: LLC.022 XID frm refused *llc2_connection*, *dcli dcli*, *nt network*

Long Syntax: LLC.022 XID frame refused, *llc2_connection*, *dcli dcli*, *network network*

Description: XID frame refused by the local application within the router. The frame is passed on to the bridge code, etc.

Cause: The frame was not the type the local application wanted to handle.

Action: None.

LLC.023

Level: C-INFO

Short Syntax: LLC.023 Upcall frm *frame_type*, *src_mac-> dst_mac*, *rif saps src_sap-> dst_sap*, *dcli dcli*, *nt network*

Long Syntax: LLC.023 Upcall frame *frame_type*, *src_mac-> dst_mac*, *rif saps src_sap-> dst_sap*, *dcli dcli*, *network network*

Description: LLC makes an upcall providing the LLC with a unidata frame. The possible unidata frames are: TEST_C0 or TEST_C1 or TEST_R0 or TEST_R1 (TEST frame), XID_C0 or XID_C1 or XID_R0 or XID_R1 (Exchange Identification frame), UI_C0 or UI_R0 (Unnumbered Information). The abbreviation suffixes are C0 (command, poll bit off), C1 (command, poll bit on), R0 (response, final bit off), and R1 (response, final bit on).

LLC.024

Level: UI-ERROR

Short Syntax: LLC.024 llc2 out drp, *rsn reason_code*, *llc2_connection*, *dcli dcli*, *nt network*

Long Syntax: LLC.024 llc2 outbound frame dropped, *reason reason_code*, *llc2_connection*, *dcli dcli*, *network network*

Description: The sending of an LLC2 related outbound frame failed. The *reason_code* is the internal error code for the failure.

Cause: Miscellaneous handler error. (Reason code 1.)

Action: Check for error messages from handler for *network_name*.

Cause: Output queue overflow, or other flow control. (Reason code 2.)

Action: Alleviate congestion.

Cause: Network down. (Reason code 3.)

Action: See why handler thinks network is down.

Cause: Dropped by handler to avoid looping, or bad broadcast. (Reason code 4.)

Action: Check configuration.

Cause: Host down. (Reason code 5.)

Action: See why handler thinks host is down.

LLC.025**Level:** UI-ERROR**Short Syntax:** LLC.025 *frame_type* out frm drp, rsn *reason_code*, *llc2_connection*, dlc *dlci*, nt *network***Long Syntax:** LLC.025 *frame_type* outbound frame dropped, reason *reason_code*, *llc2_connection*, dlc *dlci*, network *network***Description:** The sending of the user's UNITDATA or an LLC-generated XID or TEST response outbound frame failed. The possible frame test are: TEST_C0 or TEST_C1 or TEST_R0 or TEST_R1 (TEST frame), XID_C0 or XID_C1 or XID_R0 or XID_R1 (Exchange Identification frame), UI_C0 or UI_R0 (Unnumbered Information frame), and unexpected (not one of the above types). The abbreviation suffixes are C0 (command, poll bit off), C1 (command, poll bit on), R0 (response, final bit off), and R1 (response, final bit on).**Cause:** See LLC.024.**Action:** See LLC.024

LLC.026**Level:** UI-ERROR**Short Syntax:** LLC.026 No mem for cfg blk on nt *network***Long Syntax:** LLC.026 No memory for LLC CONF BLOCK on network *network***Description:** Unable to allocate memory for an LLC_CONF_BLOCK at initialization time. LLC configuration defaults are used.**Cause:** Severe shortage of memory.**Action:** Reduce table sizes in other protocols, use system with less protocols, expand memory in router.

LLC.027**Level:** U-INFO**Short Syntax:** LLC.027 Read LLC Cfg for nt *network***Long Syntax:** LLC.027 Read LLC Configuration record for network *network***Description:** LLC Configuration record read for this network. This only occurs at initialization time. The values in the LLC configuration record are used as default value on the network.

LLC.028**Level:** U-INFO**Short Syntax:** LLC.028 Inv acc *access_priority* for nt *network***Long Syntax:** LLC.028 Inv access priority *access_priority* for network *network***Description:** *access_priority*, on a network that that is not a token ring must be zero because it is not used.**Cause:** As devices are deleted and added, it is possible for one of the LLC config records to contain a non-zero access priority on a non-Token-Ring LAN interface.**Action:** None. You may reconfigure the LLC config on this network to avoid getting this message.

LLC.029

Level: UI-ERROR

Short Syntax: LLC.029 Inv acc *access_priority* for nt *network*

Long Syntax: LLC.029 Inv acc *access_priority* for network *network*

Description: The access priority is greater than 7. A default of 0 is used.

Cause: Configuration memory corruption.

Action: Reconfigure the LLC on this network to avoid getting this message.

LLC.030

Level: C-TRACE

Short Syntax: LLC.030 Inv hw type *hardware_type* in cfg for nt *network*

Long Syntax: LLC.030 Invalid hardware type *hardware_type* for network *network*

Description: An LLC config record exists for an interface that does not have a LAN hardware type.

Cause: As devices are deleted and added, it is possible for one of the LLC config records to contain an interface that is no longer a LAN interface.

Action: None. Situation is not harmful.

LLC.031

Level: C-TRACE

Short Syntax: LLC.031 Inv int *interface_number* in cfg

Long Syntax: LLC.031 Invalid interface *interface_number* in config

Description: An LLC config record exists for an interface that does not exist.

Cause: As devices are deleted and added, it is possible for one of the LLC config records to contain an invalid interface number.

Action: None. Situation is not harmful.

LLC.032

Level: C-INFO

Short Syntax: LLC.032 Sent *frame_type*, *src_mac*-> *dst_mac*, *rif* saps *src_sap*-> *dst_sap*, *dci dci*,nt *network*

Long Syntax: LLC.032 Sent *frame_type*, *src_mac*-> *dst_mac*, *rif* saps *src_sap*-> *dst_sap*, *dci dci*, network *network*

Description: LLC user is sending a frame, or LLC itself is sending a TEST or XID response frame. The possible frame types are: TEST_C0 or TEST_C1 or TEST_R0 or TEST_R1 (TEST frame), XID_C0 or XID_C1 or XID_R0 or XID_R1 (Exchange Identification frame), UI_C0 or UI_R0 (Unnumbered Information frame). The abbreviation suffixes are C0 (command, poll bit off), C1 (command, poll bit on), R0 (response, final bit off), and R1 (response, final bit on).

LLC.033**Level:** C-INFO**Short Syntax:** LLC.033 frm to LLC, frm *frame_type*, *src_mac*-> *dst_mac*, rif saps *src_sap*-> *dst_sap*, dlc *dlci*, nt *network***Long Syntax:** LLC.033 frm to LLC, frm *frame_type*, *src_mac*-> *dst_mac*, rif saps *src_sap*-> *dst_sap*, dlc *dlci*, network *network***Description:** LLC subsystem itself is responding to a TEST or XID frame. The possible frame types are: TEST_C0 or TEST_C1 (TEST frame), and XID_C0 or XID_C1 (Exchange Identification frame). The abbreviation suffixes are: C0=(command, poll bit off), and C1=(command, poll bit on),

LLC.034**Level:** C-INFO**Short Syntax:** LLC.034 LLC loopback invoked *src_mac*-> *dst_mac*, saps *src_sap*-> *dst_sap*, nt *network***Long Syntax:** LLC.034 LLC loopback invoked, *src_mac*-> *dst_mac*, saps *src_sap*-> *dst_sap*, network *network***Description:** Loopback processing has been invoked to route frames within the router.

LLC.035**Level:** C-INFO**Short Syntax:** LLC.035 Dest SCB not found *src_mac*-> *dst_mac*, saps *src_sap*-> *dst_sap*, nt *network***Long Syntax:** LLC.035 Destination SCB not found, *src_mac*-> *dst_mac*, saps *src_sap*-> *dst_sap*, network *network***Description:** Processing has not found the Session Control Block for the destination.**Cause:** The destination application may not have done an open station. The destination application may have gone down.**Action:** None.

LLC.036**Level:** C-INFO**Short Syntax:** LLC.036 Loopback CONNECT, *src_mac*-> *dst_mac*, saps *src_sap*-> *dst_sap*, nt *src_net*, nt *dst_net***Long Syntax:** LLC.036 Loopback CONNECT, *src_mac*-> *dst_mac*, saps *src_sap*-> *dst_sap*, network *src_net*, network *dst_net***Description:** Connect in is being sent from origin net to destination net.

LLC.037**Level:** C-INFO**Short Syntax:** LLC.037 Loopback CONNECT Rsp, *src_mac*-> *dst_mac*, saps *src_sap*-> *dst_sap*, nt *src_net*, nt *dst_net***Long Syntax:** LLC.037 Loopback CONNECT Response, *src_mac*-> *dst_mac*, saps *src_sap*-> *dst_sap*, network *src_net*, nt *dst_net***Description:** Connect response is being sent from origin net to destination net.

LLC.038

Level: C-INFO

Short Syntax: LLC.038 Loopback DISCONNECT, *src_mac-> dst_mac*, saps *src_sap-> dst_sap*, nt *src_net*, nt *dst_net*

Long Syntax: LLC.038 Loopback DISCONNECT, *src_mac-> dst_mac*, saps *src_sap-> dst_sap*, nt *src_net*, nt *dst_net*

Description: Disconnect is being sent from origin net to destination net.

LLC.039

Level: C-INFO

Short Syntax: LLC.039 Loopback DISCONNECT Rsp, *src_mac-> dst_mac*, saps *src_sap-> dst_sap*, nt *src_net*, nt *dst_net*

Long Syntax: LLC.039 Loopback DISCONNECT Response, *src_mac-> dst_mac*, saps *src_sap-> dst_sap*, nt *src_net*, nt *dst_net*

Description: Disconnect response is being sent from origin net to destination net.

LLC.040

Level: C-INFO

Short Syntax: LLC.040 Loopback RESET, *src_mac-> dst_mac*, saps *src_sap-> dst_sap*, nt *src_net*, nt *dst_net*

Long Syntax: LLC.040 Loopback RESET, *src_mac-> dst_mac*, saps *src_sap-> dst_sap*, nt *src_net*, nt *dst_net*

Description: Reset is being sent from origin net to destination net.

LLC.041

Level: C-INFO

Short Syntax: LLC.041 Loopback RESET Rsp, *src_mac-> dst_mac*, saps *src_sap-> dst_sap*, nt *src_net*, nt *dst_net*

Long Syntax: LLC.041 Loopback RESET Response, *src_mac-> dst_mac*, saps *src_sap-> dst_sap*, nt *src_net*, nt *dst_net*

Description: Reset response is being sent from origin net to destination net.

LLC.042

Level: C-INFO

Short Syntax: LLC.042 Loopback FLOW ON, *src_mac-> dst_mac*, saps *src_sap-> dst_sap*, nt *src_net*, nt *dst_net*

Long Syntax: LLC.042 Loopback FLOW ON, *src_mac-> dst_mac*, saps *src_sap-> dst_sap*, network *src_net*, nt *dst_net*

Description: Flow on is being sent from origin net to destination net.

LLC.043**Level:** C-INFO**Short Syntax:** LLC.043 Loopback FLOW OFF, *src_mac-> dst_mac, saps src_sap-> dst_sap, nt src_net, nt dst_net***Long Syntax:** LLC.043 Loopback FLOW OFF, *src_mac-> dst_mac, saps src_sap-> dst_sap, network src_net, nt dst_net***Description:** Flow off is being sent from origin net to destination net.

LLC.044**Level:** C-INFO**Short Syntax:** LLC.044 Loopback FLOW OFF Data, *st state,, busy busy_flag,, qnum qnum,, nt src_net***Long Syntax:** LLC.044 Loopback FLOW OFF Data, *state state,, busy busy_flag,, tr_queue_num qnum,, network src_net***Description:** Flow off data to get the exact status of the application sending flow off

LLC.045**Level:** C-INFO**Short Syntax:** LLC.045 Loopback FLOW ON Data, *st state,, busy busy_flag,, qnum qnum,, nt src_net***Long Syntax:** LLC.045 Loopback FLOW ON Data, *state state,, busy busy_flag,, tr_queue_num qnum,, network src_net***Description:** Flow on data to get the exact status of the application sending flow on

LLC.046**Level:** C-INFO**Short Syntax:** LLC.046 LLC Busy No Resource, *st state,, busy busy_flag,, num qnum,, nt src_net***Long Syntax:** LLC.046 LLC Busy No Resource, *state state,, busy busy_flag,, num qnum,, network src_net***Description:** Exceeded Max IORB in queue, data to get the exact status of the application

LLC.047**Level:** C-INFO**Short Syntax:** LLC.047 Loopback Net Not Found, *src_mac-> dst_mac, saps src_sap-> dst_sap, nt network***Long Syntax:** LLC.047 Loopback Net Not Found, *src_mac-> dst_mac, saps src_sap-> dst_sap, network network***Description:** Net structure for the loopback destination net has not been found.

LLC.048

Level: C-INFO

Short Syntax: LLC.048 Loopback Dest Matching SAP Not Found, *src_mac-> dst_mac*, *saps src_sap-> dst_sap*, *nt network*

Long Syntax: LLC.048 Loopback Dest Matching SAP Not Found, *src_mac-> dst_mac*, *saps src_sap-> dst_sap*, *network network*

Description: Sap structure for the loopback destination sap has not been found.

LLC.049

Level: C-INFO

Short Syntax: LLC.049 Loopback Connect Data, *st state,, dest_st dest_st,, nt src_net,, nt dst_net*

Long Syntax: LLC.049 Loopback Connect Data, *state state,, dest_st dest_st,, network src_net,, network dst_net*

Description: Loopback Connect Data

LLC.050

Level: C-INFO

Short Syntax: LLC.050 Loopback Connect Failed, *st state,, dest_st dest_st,, nt src_net,, nt dst_net*

Long Syntax: LLC.050 Loopback Connect Failed, *state state,, dest_st dest_st,, network src_net,, network dst_net*

Description: Loopback Connect Failed

LLC.051

Level: C-INFO

Short Syntax: LLC.051 Loopback Send Failed, *st state,, dest_st dest_st,, nt src_net,, nt dst_net*

Long Syntax: LLC.051 Loopback Send Failed, *state state,, dest_st dest_st,, network src_net,, network dst_net*

Description: Loopback Send Failed

LLC.052

Level: C-INFO

Short Syntax: LLC.052 Open Station Failed, *sap src_sap*, *stn_pb stn_pb* *nt network*

Long Syntax: LLC.052 Open Station Failed, *sap src_sap*, *station parm block stn_pb* *network network*

Description: Open station Failed for the described sap

LLC.053

Level: C-INFO

Short Syntax: LLC.053 LLC Config Block not found, *sap src_sap*, *nt network*

Long Syntax: LLC.053 LLC Config Block not found, *sap src_sap* *network network*

Description: Open station Failed for the described sap

LLC.054**Level:** C-INFO**Short Syntax:** LLC.054 LLC Client Registered Fail, sap *src_sap*, nt *network***Long Syntax:** LLC.054 LLC Client Registered Fail, sap *src_sap* network *network***Description:** Open station Failed for the described sap

LLC.055**Level:** C-INFO**Short Syntax:** LLC.055 Dynamic Config for Loopback *network_type* requested, nt *network***Long Syntax:** LLC.055 Dynamic Config for Loopback *network_type* requested network *network***Description:** Dynamic Config for Loopback Requested

LLC.056**Level:** UI-ERROR**Short Syntax:** LLC.056 No mem for loopback net on nt *network***Long Syntax:** LLC.056 No memory for loopback pseudonet on network *network***Description:** Unable to allocate memory for loopback net

LLC.057**Level:** C-INFO**Short Syntax:** LLC.057 LLC init loop addr *loopbk_addr_p*, dest_net *dest_net_ptr*, macaddr *macaddr*, nt *network***Long Syntax:** LLC.057 LLC init loop addr *loopbk_addr_p*, dest_net *dest_net_ptr*, macaddr *macaddr*, net *network***Description:** Loop net init

LLC.058**Level:** C-INFO**Short Syntax:** LLC.058 Frame Numbers Vr *Vr*., Vs *Vs*., Nr *Nr*, Ns *Ns*., scb *scb*, nt *dst_net***Long Syntax:** LLC.058 Frame Numbers Vr *Vr*., Vs *Vs*., Nr *Nr*., Ns *Ns*., scb *scb*, network *dst_net***Description:** Frame Numbers

LLC.059**Level:** C-INFO**Short Syntax:** LLC.059 LLC FLOW ON, *src_mac*-> *dst_mac*, saps *src_sap*-> *dst_sap*, dlci *dlci*, nt *dst_net***Long Syntax:** LLC.059 Primitive FLOW ON, *src_mac*-> *dst_mac*, saps *src_sap*-> *dst_sap*, dlci *dlci*, nt *dst_net***Description:** Flow on is being sent from origin to destination net.

LLC.060

Level: C-INFO

Short Syntax: LLC.060 LLC FLOW ON Data, *st state,, busy busy_flag,, qnum qnum,, nt src_net*

Long Syntax: LLC.060 LLC FLOW ON Data, *state state,, busy busy_flag,, tr_queue_num qnum,, network src_net*

Description: Flow on data to get the exact status of the application sending flow on

LLC.061

Level: C-INFO

Short Syntax: LLC.061 LLC FLOW OFF, *src_mac-> dst_mac, saps src_sap-> dst_sap, dlci dlci, nt dst_net*

Long Syntax: LLC.061 LLC FLOW OFF, *src_mac-> dst_mac, saps src_sap-> dst_sap, dlci dlci, nt dst_net*

Description: Flow off is being sent from origin to destination net.

LLC.062

Level: C-INFO

Short Syntax: LLC.062 LLC FLOW OFF Data, *st state,, busy busy_flag,, qnum qnum,, nt src_net*

Long Syntax: LLC.062 LLC FLOW OFF Data, *state state,, busy busy_flag,, tr_queue_num qnum,, network src_net*

Description: Flow off data to get the exact status of the application sending flow off

LLC.063

Level: C-INFO

Short Syntax: LLC.063 Invalid LPDU, *src_mac-> dst_mac, saps src_sap-> dst_sap, dlci dlci, lpdu_type lpdu_type nt dst_net*

Long Syntax: LLC.063 Invalid LPDU, *src_mac-> dst_mac, saps src_sap-> dst_sap, dlci dlci, lpdu_type lpdu_type nt dst_net*

Description: Invalid LPDU is being sent from origin to destination net.

LLC.064

Level: C-INFO

Short Syntax: LLC.064 Dest Matching SAP Not Found, *src_mac-> dst_mac, saps src_sap-> dst_sap, nt network*

Long Syntax: LLC.064 Dest Matching SAP Not Found, *src_mac-> dst_mac, saps src_sap-> dst_sap, network network*

Description: Sap structure for the destination sap has not been found.

LLC.065

Level: C-INFO

Short Syntax: LLC.065 Validate Sap Failed, *sap src_sap, sap_pb sap_pb nt network*

Long Syntax: LLC.065 Validate Sap Failed, *sap src_sap, sap parm block sap_pb network network*

Description: Validate sap Failed for the described sap

LLC.066**Level:** C-INFO**Short Syntax:** LLC.066 Init Sap Failed, sap *src_sap*, sap_pb *sap_pb* nt *network***Long Syntax:** LLC.066 Init Sap Failed, sap *src_sap*, sap parm block *sap_pb* network *network***Description:** Init sap Failed for the described sap

LLC.067**Level:** C-INFO**Short Syntax:** LLC.067 Open Station Failed, reason *reason*, sap *src_sap*, stn_pb *stn_pb* nt *network***Long Syntax:** LLC.067 Open Station Failed, reason *reason*, sap *src_sap*, station parm block *stn_pb* network *network***Description:** Open Station Failed for the described sap

LLC.068**Level:** U-INFO**Short Syntax:** LLC.068 SABME frame rejected, *src_mac*-> *dest_mac*, saps *src_sap*-> *dst_sap*, dlc *dlci*, nt *network***Long Syntax:** LLC.068 SABME frame rejected, *src_mac*-> *dest_mac*, saps *src_sap*-> *dst_sap*, dlc *dlci*, network *network***Description:** SABME frame refused by the local application within the router. This frame came in as a connection indication passive request.**Cause:** The frame was not the type the local application wanted to handle.**Action:** None.

LLC.069**Level:** C-INFO**Short Syntax:** LLC.069 SAP Added For Frame Relay, sap *sap*, sap_cb *sap_cb*, dlc *dlci*, nt *network***Long Syntax:** LLC.069 SAP Added For Frame Relay, sap *sap*, sap_cb *sap_cb*, dlc *dlci*, network *network***Description:** Open SAP processing for frame relay has been successful and SAP has been added to the SAP tables.

LLC.070**Level:** C-INFO**Short Syntax:** LLC.070 SAP Added, sap *sap*, sap_cb *sap_cb*, nt *network***Long Syntax:** LLC.070 SAP Added, sap *sap*, sap_cb *sap_cb*, nt *network***Description:** Open SAP processing has been successful and SAP has been added to the SAP tables.

LLC.071

Level: C-INFO

Short Syntax: LLC.071 SCB Found, scb *scb*, sap *sap*, src_mac *src_mac*, dest_mac *dest_mac*, dlcid *dlci*, nt *network*

Long Syntax: LLC.071 SCB Found, scb *scb*, sap *sap*, src_mac *src_mac*, dest_mac *dest_mac*, dlcid *dlci*, network *network*

Description: Session Control Block found. This is normal processing. For frame relay, dlcid is listed. For non frame relay networks, the dlcid number is meaningless.

LAN Network Manager (LNM)

This chapter describes LAN Network Manager (LNM) messages. For information on message content and how to use the message, refer to the Introduction.

LNM.001

Level: C-INFO

Short Syntax: LNM.001 Configuring port *port_number*

Long Syntax: LNM.001 Configuring port *port_number*

Description: LNM is beginning Configuration of the specified port.

LNM.002

Level: C-INFO

Short Syntax: LNM.002 Configuration complete port *port_number* nt *network*

Long Syntax: LNM.002 Configuration complete port *port_number* network *network*

Description: LNM has completed the Configuration of the specified port.

LNM.003

Level: U-INFO

Short Syntax: LNM.003 LNM configured for port *port_number*, port does not exist in Bridge Configuration

Long Syntax: LNM.003 LNM configured for port *port_number*, but the port is not configured in the Bridge Configuration

Description: The port is configured in the LNM configuration, but not in the SRT configuration.

Cause: User configuration error.

Action: Reconfigure LNM or SRT. Ensure Bridge is enabled.

LNM.004

Level: U-INFO

Short Syntax: LNM.004 LNM configured for port *port_number*, is not SRB port

Long Syntax: LNM.004 LNM configured for port *port_number*, is not configured for SRB

Description: The port is configured in the LNM configuration, but is not configured as an SRB port in the SRT configuration.

Cause: User configuration error.

Action: Reconfigure LNM or SRT.

LNM.005

Level: U-INFO

Short Syntax: LNM.005 LNM configured for port *port_number*, is not token ring

Long Syntax: LNM.005 LNM configured for port *port_number*, is not a token ring interface

Description: The port is configured in the LNM configuration, but the interface is not a Token-Ring interface.

Cause: User configuration error.

Action: Reconfigure LNM or the interface.

LNM.006

Level: UI-ERROR

Short Syntax: LNM.006 No iorb to transmit packet

Long Syntax: LNM.006 No buffer available to copy one or more packets

Description: No buffer available to copy one or more packets in order to send through LLC.

Cause: Severe packet buffer shortage.

Action: Check memory statistics in GWCON to verify packet buffer level.

Cause: Traffic peak using all available buffers.

Action: This is the problem if this message occurs very infrequently.

LNM.007

Level: C-INFO

Short Syntax: LNM.007 Initializing port *port_number* nt *network*

Long Syntax: LNM.007 Initializing port *port_number* network *network*

Description: LNM is beginning initialization of the specified port.

LNM.008

Level: C-INFO

Short Syntax: LNM.008 Initialization complete port *port_number* nt *network*

Long Syntax: LNM.008 Initialization complete port *port_number* network *network*

Description: LNM has completed the initialization of the specified port.

LNM.009

Level: C-INFO

Short Syntax: LNM.009 Activating LLC for port *port_number* nt *network*

Long Syntax: LNM.009 Activating LLC for port *port_number* network *network*

Description: LNM is activating the connection to LLC for the specified port.

LNM.010

Level: C-INFO

Short Syntax: LNM.010 Activating REM for port *port_number* nt *network*

Long Syntax: LNM.010 Activating REM for port *port_number* network *network*

Description: LNM is activating the Ring Error Monitor on the specified port.

LNM.011

Level: C-INFO

Short Syntax: LNM.011 Activating RPS for port *port_number* nt *network*

Long Syntax: LNM.011 Activating RPS for port *port_number* network *network*

Description: LNM is activating the Ring Parameter Server on the specified port.

LNM.012**Level:** C-INFO**Short Syntax:** LNM.012 Activating CRS for port *port_number* nt *network***Long Syntax:** LNM.012 Activating CRS for port *port_number* network *network***Description:** LNM is activating the Configuration Report Server for the specified port.

LNM.013**Level:** C-INFO**Short Syntax:** LNM.013 Activating LRM for port *port_number* nt *network***Long Syntax:** LNM.013 Activating LRM for port *port_number* network *network***Description:** LNM is activating the LAN Reporting Mechanism for the specified port.

LNM.014**Level:** C-INFO**Short Syntax:** LNM.014 Activating MAC frame int for port *port_number* nt *network***Long Syntax:** LNM.014 Activating MAC frame interface for port *port_number* network *network***Description:** LNM is activating the interface to the Token-Ring for the transfer of MAC frames to and from the specified port.

LNM.015**Level:** C-INFO**Short Syntax:** LNM.015 Proc net up ind for port *port_number* nt *network***Long Syntax:** LNM.015 Processing network up indication for port *port_number* network *network***Description:** LNM received an indication that an interface that LNM has been enabled on is now up. LNM will perform processing necessary to start processing requests to or from the interface.

LNM.016**Level:** C-INFO**Short Syntax:** LNM.016 Proc net dwn ind for port *port_number* nt *network***Long Syntax:** LNM.016 Processing network down indication for port *port_number* network *network***Description:** LNM received an indication that an interface that LNM has been enabled on is now down. LNM will terminate processing requests to or from the interface.

LNM.017**Level:** UI-ERROR**Short Syntax:** LNM.017 No memory to queue event**Long Syntax:** LNM.017 No memory available to create an LNM event queue block**Description:** No memory available to create an LNM event queue block. This is a fatal condition and in all probability indicates a memory leak.

LNM.018**Level:** C-INFO**Short Syntax:** LNM.018 Rem cn req refused port *port_number* nt *network***Long Syntax:** LNM.018 Remote connection request refused for port *port_number* network *network***Description:** LNM received an indication that a connection request initiated by a remote station was received. LNM does not accept remote connection requests, so the connection request will be refused.

LNM.019**Level:** C-INFO**Short Syntax:** LNM.019 cn cnfm rcvd but not cnctg link *link* port *port_number* nt *network***Long Syntax:** LNM.019 A connect confirm indication was received but the link is not in connecting state for link *link* port *port_number* network *network***Description:** LNM received an indication that a previously issued connection request has been confirmed by LLC, but the state of the link indicates that no connection request is outstanding.**Cause:** The outstanding connection request may have been cancelled due to a netdown condition.

LNM.020**Level:** C-INFO**Short Syntax:** LNM.020 disc rcvd when cnctg link *link* port *port_number* nt *network***Long Syntax:** LNM.020 A disconnect indication was received while the link is in connecting state for link *link* port *port_number* network *network***Description:** LNM received a disconnect indication while a previously issued connection request is outstanding.

LNM.021**Level:** C-INFO**Short Syntax:** LNM.021 disc rcvd but conn not act port *port_number* nt *network***Long Syntax:** LNM.021 A disconnect indication was received but the connection is not active on port *port_number* network *network***Description:** LNM received an indication that the specified link has been disconnected, but the state of the link indicates that the connection is not active.**Cause:** The connection may have been closed due to a netdown condition.

LNM.022**Level:** C-INFO**Short Syntax:** LNM.022 reset rcvd link *link* port *port_number* nt *network***Long Syntax:** LNM.022 A reset indication was received for link *link* port *port_number* network *network***Description:** LNM received a reset indication for the specified link. LNM will return a reset response.

LNM.023**Level:** C-INFO**Short Syntax:** LNM.023 cannot open conn SAP clsd port *port_number* nt *network***Long Syntax:** LNM.023 Cannot open a connection SAP closed on port *port_number* network *network***Description:** LNM attempted to open a connection, but found that the LNM SAP had been closed.**Cause:** The SAP may have been closed due to a netdown condition.

LNM.024**Level:** C-INFO**Short Syntax:** LNM.024 cannot open conn lnk in use lnk *link* port *port_number* nt *network***Long Syntax:** LNM.024 Cannot open a connection link in use link *link* port *port_number* network *network***Description:** LNM attempted to open a connection, but found that the requested link is already in use.

LNM.025**Level:** C-INFO**Short Syntax:** LNM.025 open sta fld rtn = *retval* lnk *link* port *port_number* nt *network***Long Syntax:** LNM.025 Open station failed return = *retval* link *link* port *port_number* network *network***Description:** LNM attempted to open a station, but LLC rejected the operation.

LNM.026**Level:** C-INFO**Short Syntax:** LNM.026 conn req fld rtn = *retval* lnk *link* port *port_number* nt *network***Long Syntax:** LNM.026 Connect req failed return = *retval* link *link* port *port_number* network *network***Description:** LNM attempted to open a connection, but LLC rejected the operation.

LNM.027**Level:** C-INFO**Short Syntax:** LNM.027 disc req fld rtn = *retval* lnk *link* port *port_number* nt *network***Long Syntax:** LNM.027 Disconnect req failed return = *retval* link *link* port *port_number* network *network***Description:** LNM attempted to disconnect a connection, but LLC rejected the operation.

LNM.028**Level:** C-INFO**Short Syntax:** LNM.028 netdwn rcvd clsg LNM SAP port *port_number* nt *network***Long Syntax:** LNM.028 Netdown received closing LNM SAP port *port_number* network *network***Description:** LNM received a network down indication for the specified port. LNM is closing the LNM SAP X'F4' as a result.

LNM.029**Level:** C-INFO**Short Syntax:** LNM.029 netup rcvd opening LNM SAP port *port_number* nt *network***Long Syntax:** LNM.029 Netup received, opening LNM SAP port *port_number* network *network***Description:** LNM received a network up indication for the specified port. LNM is opening the LNM SAP X'F4' as a result.

LNM.030**Level:** C-INFO**Short Syntax:** LNM.030 No rsrc for open LNM SAP port *port_number* nt *network***Long Syntax:** LNM.030 No resources for opening LNM SAP port *port_number* network *network***Description:** LLC indicated that not enough resources exist for opening the LNM SAP X'F4'. LNM will not be enabled as a result.

LNM.031**Level:** C-INFO**Short Syntax:** LNM.031 LNM UI frm not sent rsn = *reason* port *port_number* nt *network***Long Syntax:** LNM.031 LNM UI LLC frame not sent reason = *reason* port *port_number* network *network***Description:** LNM attempted to send a UI frame via LLC, but the frame could not be sent for the indicated reason.

LNM.032**Level:** C-INFO**Short Syntax:** LNM.032 LNM UI frm not sent net dwn port *port_number* nt *network***Long Syntax:** LNM.032 LNM UI LLC frame not sent network down port *port_number* network *network***Description:** LNM attempted to send a UI frame via LLC, but the frame could not be sent because the network interface is down.

LNM.033**Level:** C-INFO**Short Syntax:** LNM.033 LNM I frm not sent conn clsd port *port_number* nt *network***Long Syntax:** LNM.033 LNM I frame not sent connection closed port *port_number* network *network***Description:** LNM attempted to send an I frame via LLC, but the frame could not be sent because the connection has been closed.**Cause:** The connection may have been closed because the network interface went down.

LNM.034**Level:** C-INFO**Short Syntax:** LNM.034 LNM I frm not sent rsn = *reason* link *link* port *port_number* nt *network***Long Syntax:** LNM.034 LNM I frame not sent reason = *reason* link *link* port *port_number* network *network***Description:** LNM attempted to send an I frame via LLC, but the frame could not be sent for the indicated reason.

LNM.035**Level:** C-INFO**Short Syntax:** LNM.035 packet rcvd but no connection on link *link* port *port_number* nt *network***Long Syntax:** LNM.035 An LLC packet was received but no connection exists for link number: *link* port *port_number* net *network***Description:** LNM received an LLC packet for an inactive link, possibly indicating that a previously activated link has become inactive.**Cause:** The previous connection request may have been cancelled due to a netdown condition.

LNM.036**Level:** C-INFO**Short Syntax:** LNM.036 *server* PARSE error, code = *error* port *port* nt *network* *msgptr***Long Syntax:** LNM.036 *server* LLC parsing error, code = *error* port *port* nt *network* *msgptr***Description:** LNM received a LLC packet which contained a architectural syntax error and could not be parsed properly. The code defines the specific parsing failure.**Cause:** Implementation error.

LNM.037**Level:** C-INFO**Short Syntax:** LNM.037 *server* EXECUTION error, code = *error* port *port* nt *network* *msgptr***Long Syntax:** LNM.037 *server* EXECUTION error, code = *error* port *port* nt *network* *msgptr***Description:** LNM received a LLC packet which, although syntactically correct, could not be executed.**Cause:** The request in the packet cannot be executed or is not supported.

LNM.038**Level:** C-INFO**Short Syntax:** LNM.038 *server* PCK_ALLOC error, code = *error* port *port* nt *network* *msgptr***Long Syntax:** LNM.038 *server* packet allocation error, code = *error* port *port* nt *network* *msgptr***Description:** The indicated server component was unable to allocate a packet buffer.**Cause:** Either the system is very busy, or more packet buffers need to be allocated.

LNM.039**Level:** C-INFO**Short Syntax:** LNM.039 *server GET_CHAR error, code = error port port nt network msgptr***Long Syntax:** LNM.039 *server error, code = error port port nt network msgptr***Description:** The indicated server component was unable to obtain the next character from a LLC packet.**Cause:** Implementation error.

LNM.040**Level:** C-INFO**Short Syntax:** LNM.040 *server error, code = error port port nt network msgptr***Long Syntax:** LNM.040 *server error, code = error port port nt network msgptr***Description:** The indicated server component was unable to perform a packet character operation.**Cause:** Implementation error.

LNM.041**Level:** C-INFO**Short Syntax:** LNM.041 *server error, code = error port port nt network msgptr***Long Syntax:** LNM.041 *server error, code = error port port nt network msgptr***Description:** The indicated server component was unable to perform a buffer operation.**Cause:** Implementation error.

LNM.042**Level:** C-INFO**Short Syntax:** LNM.042 *server error, code = error port port nt network msgptr***Long Syntax:** LNM.042 *server error, code = error port port nt network msgptr***Description:** The indicated server component was unable to perform a timer operation.**Cause:** Implementation error.

LNM.043**Level:** C-INFO**Short Syntax:** LNM.043 *server error, code = error port port nt network msgptr***Long Syntax:** LNM.043 *server error, code = error port port nt network msgptr***Description:** The indicated server component was unable to perform a socket operation.**Cause:** Implementation error.

LNM.044**Level:** C-INFO**Short Syntax:** LNM.044 *server error, code = error port port nt network msgptr***Long Syntax:** LNM.044 *server error, code = error port port nt network msgptr***Description:** The indicated server component was unable to perform memory list.**Cause:** Implementation error.

LNM.045**Level:** C-INFO**Short Syntax:** LNM.045 *server error, code = error port port nt network msgptr***Long Syntax:** LNM.045 *server error, code = error port port nt network msgptr***Description:** The indicated server component was unable to perform an LSS parse operation.**Cause:** The TRD sent a bad packet.

LNM.046**Level:** C-INFO**Short Syntax:** LNM.046 *server error, code = error port port nt network msgptr***Long Syntax:** LNM.046 *server error, code = error port port nt network msgptr***Description:** The indicated server component received an error return status from LLC2.**Cause:** Implementation or execution error.

LNM.047**Level:** C-INFO**Short Syntax:** LNM.047 *server error, code = error port port nt network msgptr***Long Syntax:** LNM.047 *server error, code = error port port nt network msgptr***Description:** The indicated server component was unable to perform an LSCM operation.**Cause:** Configuration error.

LNM.048**Level:** C-INFO**Short Syntax:** LNM.048 *server error, code = error port port nt network msgptr***Long Syntax:** LNM.048 *server error, code = error port port nt network msgptr***Description:** The indicated server component received an error return status from LRM.**Cause:** Implementation or execution error.

LNM.049**Level:** C-INFO**Short Syntax:** LNM.049 *server error, code = error port port nt network msgptr***Long Syntax:** LNM.049 *server error, code = error port port nt network msgptr***Description:** The indicated server component received an error return status from LBS.**Cause:** Implementation or execution error.

LNM.050**Level:** C-INFO**Short Syntax:** LNM.050 *server error, code = error port port nt network msgptr***Long Syntax:** LNM.050 *server error, code = error port port nt network msgptr***Description:** The indicated server component received an error return status from CRS.**Cause:** Implementation or execution error.

LNM.051**Level:** C-INFO**Short Syntax:** LNM.051 *server error, code = error port port nt network msgptr***Long Syntax:** LNM.051 *server error, code = error port port nt network msgptr***Description:** The indicated server component received an error return status from REM.**Cause:** Implementation or execution error.

LNM.052**Level:** C-INFO**Short Syntax:** LNM.052 *server error, code = error port port nt network msgptr***Long Syntax:** LNM.052 *server error, code = error port port nt network msgptr***Description:** The indicated server component received an error return status from RPS.**Cause:** Implementation or execution error.

LNM.053**Level:** C-INFO**Short Syntax:** LNM.053 *server error, code = error port port nt network msgptr***Long Syntax:** LNM.053 *server error, code = error port port nt network msgptr***Description:** The indicated server component received an error return status from TRD.**Cause:** Implementation or execution error.

LNM.054**Level:** C-INFO**Short Syntax:** LNM.054 *server error, code = error port port nt network msgptr***Long Syntax:** LNM.054 *server error, code = error port port nt network msgptr***Description:** The indicated server component received a system error return status.**Cause:** Implementation error.

LNM.055**Level:** C-INFO**Short Syntax:** LNM.055 *packet rcvd but no connection nt network***Long Syntax:** LNM.055 *An LLC packet was received but no connection exists for net network***Description:** LNM received a LLC packet for an inactive link, possibly indicating that a previously activated link has become inactive. The data is discarded.**Cause:** The previous connection request may have been cancelled due to a netdown condition.

LNM.056**Level:** C-INFO**Short Syntax:** LNM.056 packet rcvd but SAP not open nt *network***Long Syntax:** LNM.056 AN IIC packet was received but the LNM SAP is not open for net *network***Description:** LNM received an LLC packet, but the LNM SAP is not open, possibly indicating that the interface has gone down. The data is discarded.**Cause:** The LNM SAP may have been closed due to a netdown condition.

LNM.057**Level:** U-INFO**Short Syntax:** LNM.057 This LNM release supports only one LAN to one WAN bridge**Long Syntax:** LNM.057 This LNM release supports only one LAN to one WAN bridge**Description:** The first release of LNM (14.0a) is restricted to DNX 300 with LAN to WAN only.**Cause:** User configuration error.**Action:** Reconfigure bridge to be LAN to WAN or use any later release.

LNM.058**Level:** C-TRACE**Short Syntax:** LNM.058 LNM- *major-vector direction*, link *link*, port *port*, nt *network***Long Syntax:** LNM.058 LNM protocol message *major-vector direction*, link *link*, port *port*, network *network***Description:** This message traces all incoming and outgoing IBM LAN Network Manager protocol messages. Major-vectors values are described in the IBM Token-Ring Architecture Manual SC30-3374. Message direction, rcvd or sent, is indicated in the message. The link values are as follows: 0-3, if LINK is established; 242, for non-LINK messages (UNITDATA messages).

LNM.059**Level:** C-TRACE**Short Syntax:** LNM.059 MAC- *MAC-vector direction*, port *port*, nt *network***Long Syntax:** LNM.059 MAC protocol message *MAC-vector direction*, port *port*, network *network***Description:** This message traces all incoming and outgoing MAC messages. MAC-vector values are described in the IBM Token-Ring Architecture Manual, SC30-3370. Message direction rcvd or sent is indicated in the message.

LNM.060**Level:** UI-ERROR**Short Syntax:** LNM.060 Drp LNM frm, len *frame-length*, nt *network***Long Syntax:** LNM.060 Dropping LNM frame, length *frame-length*, network *network***Description:** The router is dropping an incoming message for one of two reasons: (1) The length of the frame is zero and LNM is defensively discarding the packet, or (2) LNM cannot obtain an internal LNM buffer, which is never expected to happen. The length of the frame appears so you can tell if it is reason (1) or (2). Customer service should be informed whether it is (1) or (2).

LSA Channel Network Interface (LSA)

This chapter describes LSA Channel Network Interface (LSA) messages. For information on message content and how to use the message, refer to the Introduction.

LSA.001

Level: CI-ERROR

Short Syntax: LSA.001 LSA id_check error *error_code*, (nt *network*)

Long Syntax: LSA.001 LSA id_check error *error_code*, (network *network*)

Description: There is no corresponding u_cep_id or u_sap_id to send a response to.

LSA.002

Level: CI-ERROR

Short Syntax: LSA.002 LSA Error, no mem alloc for SAP CB, (nt *network*)

Long Syntax: LSA.002 LSA Error, unable to allocate memory for SAP CB, (network *network*)

Description: Unable to allocate memory for a SAP CB.

LSA.003

Level: CI-ERROR

Short Syntax: LSA.003 LSA Error, no room to alloc mem for LSCB *sap_cb_ptr*, (nt *network*)

Long Syntax: LSA.003 LSA Error, no room available to allocate memory for LSCB *sap_cb_ptr*, (network *network*)

Description: No room in table to allocate an additional LSCB.

LSA.004

Level: CI-ERROR

Short Syntax: LSA.004 LSA dl_close_sap error *llc_rc* from LLC, (nt *network*)

Long Syntax: LSA.004 LSA dl_close_sap error *llc_rc* from LLC, (network *network*)

Description: LLC detected an error when LSA attempted to close a SAP.

LSA.005

Level: CI-ERROR

Short Syntax: LSA.005 LSA dl_close_station error *llc_rc* from LLC, (nt *network*)

Long Syntax: LSA.005 LSA dl_close_station error *llc_rc* from LLC, (network *network*)

Description: LLC detected an error when LSA attempted to close a link station.

LSA.006

Level: CI-ERROR

Short Syntax: LSA.006 LSA dl_data_request error *llc_rc* from LLC, (nt *network*)

Long Syntax: LSA.006 LSA dl_data_request error *llc_rc* from LLC, (network *network*)

Description: LLC detected an error when LSA attempted to send a Type2 data frame.

LSA.007**Level:** CI-ERROR**Short Syntax:** LSA.007 LSA header_check error *error_code*, (nt *network*)**Long Syntax:** LSA.007 LSA header_check error *error_code*, (network *network*)**Description:** An error was found while checking the header of an inbound LSA primitive.

LSA.008**Level:** CE-ERROR**Short Syntax:** LSA.008 LSA stn *p_cep_id* on SAP *sap_value* terminated with rc *vtamrc*, (nt *network*)**Long Syntax:** LSA.008 LSA closing link station *p_cep_id* on SAP *sap_value* with rc *vtamrc*, (network *network*)**Description:** LSA has closed a link station on a VTAM SAP for this network interface.

LSA.009**Level:** C-INFO**Short Syntax:** LSA.009 LSA disabling int for VTAM host user *host_user*, (nt *network*)**Long Syntax:** LSA.009 LSA disabling interface for VTAM host user *host_user*, (network *network*)**Description:** LSA has disabled a VTAM user connection because the subchannel is offline.

LSA.010**Level:** C-INFO**Short Syntax:** LSA.010 LSA closing SAP *sap_value*, (nt *network*)**Long Syntax:** LSA.010 LSA closing SAP *sap_value*, (network *network*)**Description:** LSA has closed a VTAM SAP for this network interface.

LSA.011**Level:** C-INFO**Short Syntax:** LSA.011 LSA stn *p_cep_id* on SAP *sap_value* closed by VTAM, (nt *network*)**Long Syntax:** LSA.011 LSA link station *p_cep_id* on SAP *sap_value* closed by VTAM, (network *network*)**Description:** LSA has closed a link station on a VTAM SAP for this network interface.

LSA.012**Level:** C-INFO**Short Syntax:** LSA.012 LSA stn *p_cep_id* on SAP *sap_value* terminated with rc *vtamrc*, (nt *network*)**Long Syntax:** LSA.012 LSA closing link station *p_cep_id* on SAP *sap_value* with rc *vtamrc*, (network *network*)**Description:** LSA has closed a link station on a VTAM SAP for this network interface.

LSA.013**Level:** CI-ERROR**Short Syntax:** LSA.013 LSA Error, invalid p_cep_id or p_sap_id *cookie*, (nt *network*)**Long Syntax:** LSA.013 LSA Error, invalid p_cep_id or p_sap_id *cookie*, (network *network*)**Description:** An LLC event or data frame was received with an invalid "cookie".

LSA.014**Level:** CI-ERROR**Short Syntax:** LSA.014 LSA Error, event rcvd from wrong LAN, (nt *network*)**Long Syntax:** LSA.014 LSA Error, event received from wrong LAN, (network *network*)**Description:** An LLC event or data frame was received from the wrong LAN.

LSA.015**Level:** CI-ERROR**Short Syntax:** LSA.015 LSA Error, LLC event *event_type* received in state *vlan_status*, (nt *network*)**Long Syntax:** LSA.015 LSA Error, LLC event *event_type* received in state *vlan_status*, (network *network*)**Description:** LLC event occurred before LSA virtual interface was online.

LSA.016**Level:** CI-ERROR**Short Syntax:** LSA.016 LSA Error, SABME rcvd for statn *station* in state *status*, (nt *network*)**Long Syntax:** LSA.016 LSA Error, SABME received for station *station* in state *status*, (network *network*)**Description:** SABME received on connected station.

LSA.017**Level:** CI-ERROR**Short Syntax:** LSA.017 LSA Error, unxpctd Conn Confirm rcvd for stn *station* in state *status*, (nt *network*)**Long Syntax:** LSA.017 LSA Error, unexpected Connect Confirm received for link station *station* in link state *status*, (network *network*)**Description:** An unexpected Connect Confirm was received from LLC.

LSA.018**Level:** CI-ERROR**Short Syntax:** LSA.018 LSA Error, unable to allocate LSCB for SAP *sap_id*, (nt *network*)**Long Syntax:** LSA.018 LSA Error, unable to allocate LSCB for SAP *sap_id*, (network *network*)**Description:** Unable to find a free LSCB for this SAP.

LSA.019**Level:** CI-ERROR**Short Syntax:** LSA.019 LSA Error, invalid route info len *route_inf_len* rcvd, (nt *network*)**Long Syntax:** LSA.019 LSA Error, invalid routing information length *route_inf_len* received, (network *network*)**Description:** Invalid routing information length received.

LSA.020**Level:** CI-ERROR**Short Syntax:** LSA.020 LSA Error, event type *event_type*, invalid cause code *cause_code* rcvd, (nt *network*)**Long Syntax:** LSA.020 LSA Error, event type *event_type*, unexpected cause code *cause_code* received, (network *network*)**Description:** Invalid cause code received.

LSA.021**Level:** CI-ERROR**Short Syntax:** LSA.021 LSA Error, unexpected event type *event_type* rcvd, (nt *network*)**Long Syntax:** LSA.021 LSA Error, unexpected event type *event_type* received, (network *network*)**Description:** Unknown event type received from LLC.

LSA.022**Level:** CE-ERROR**Short Syntax:** LSA.022 LSA Error, invalid LAN type *lan_type* or LAN num *lan_num*, (nt *network*)**Long Syntax:** LSA.022 LSA Error, invalid LAN type *lan_type* or LAN number *lan_num*, (network *network*)**Description:** LAN type or LAN number is invalid.

LSA.023**Level:** CI-ERROR**Short Syntax:** LSA.023 LSA Error, virt adapt not init, stat is *virt_adap_stat*, (nt *network*)**Long Syntax:** LSA.023 LSA Error, virtual adapter not initialized, status is *virt_adap_stat*, (network *network*)**Description:** The virtual adapter status is not ENABLED.

LSA.024**Level:** CI-ERROR**Short Syntax:** LSA.024 LSA Error, frame rcvd with unknwn id *identifier*, (nt *network*)**Long Syntax:** LSA.024 LSA Error, frame received with unknown identifier *identifier*, (network *network*)**Description:** A frame was received with an unknown p_sap_id or p_cep_id.

LSA.025**Level:** CI-ERROR**Short Syntax:** LSA.025 LSA Error, cntrlr len *controller_len* should be *t2_len*, (nt *network*)**Long Syntax:** LSA.025 LSA Error, controller length *controller_len* should be *t2_len*, (network *network*)**Description:** The controller length is invalid.

LSA.026**Level:** CI-ERROR**Short Syntax:** LSA.026 LSA Error, XID poll/final *cmd_resp* or *cmd/resp poll_final* error, (nt *network*)**Long Syntax:** LSA.026 LSA Error, XID poll/final *cmd_resp* or command/response field value *poll_final* is incorrect, (network *network*)**Description:** The poll/final field contains an invalid value or incorrect state, or the *cmd/resp* field is invalid.

LSA.027**Level:** CI-ERROR**Short Syntax:** LSA.027 LSA Error, invalid routing info len *route_info_len*, (nt *network*)**Long Syntax:** LSA.027 LSA Error, invalid routing information length of *route_info_len*, (network *network*)**Description:** The routing information length is invalid.

LSA.028**Level:** CI-ERROR**Short Syntax:** LSA.028 LSA Error, frame len *frame_size* exceeded max *frame_max*, (nt *network*)**Long Syntax:** LSA.028 LSA Error, frame length of *frame_size* exceeded maximum of *frame_max*, (network *network*)**Description:** The frame size exceeded the maximum.

LSA.029**Level:** CI-ERROR**Short Syntax:** LSA.029 LSA Error, invalid SSAP *ssap* for Test/XID, (nt *network*)**Long Syntax:** LSA.029 LSA Error, invalid SSAP *ssap* for Test/XID, (network *network*)**Description:** The Source SAP is invalid for a Test/XID.

LSA.030**Level:** CI-ERROR**Short Syntax:** LSA.030 LSA Error, invalid SAP CB ptr *sap_cb*, (nt *network*)**Long Syntax:** LSA.030 LSA Error, invalid SAP CB pointer *sap_cb*, (network *network*)**Description:** The SAP CB pointer is invalid.

LSA.031**Level:** CI-ERROR**Short Syntax:** LSA.031 LSA Error, unexpected ret code 0x *ret_code* from LLC call to *func_name*, (nt *network*)**Long Syntax:** LSA.031 LSA Error, unexpected return code 0x *ret_code* from LLC call to *func_name*, (network *network*)**Description:** LLC has returned an error code to the LSA net handler.

LSA.032**Level:** CI-ERROR**Short Syntax:** LSA.032 LSA Error, prim type *primitive* vtam code *vtam_code*, parm *parm* (nt *network*)**Long Syntax:** LSA.032 LSA Error, primitive type *primitive* vtam code *vtam_code*, parameter *parm* (network *network*)**Description:** An error occurred processing the VTAM request/response. The specified parameter was responsible.

LSA.033**Level:** C-INFO**Short Syntax:** LSA.033 LSA enabling int for VTAM host user *host_user*, (nt *network*)**Long Syntax:** LSA.033 LSA enabling interface for VTAM host user *host_user*, (network *network*)**Description:** LSA has enabled a VTAM user connection.

LSA.034**Level:** C-INFO**Short Syntax:** LSA.034 LSA opening SAP *sap_value*, p_sap_id *p_sap_id* (nt *network*)**Long Syntax:** LSA.034 LSA opening SAP *sap_value*, p_sap_id *p_sap_id* (network *network*)**Description:** LSA has opened a VTAM SAP for this network interface.

LSA.035**Level:** C-INFO**Short Syntax:** LSA.035 LSA stn *p_cep_id* on SAP *sap_value* opened by VTAM, (nt *network*)**Long Syntax:** LSA.035 LSA link station *p_cep_id* on SAP *sap_value* opened by VTAM, (network *network*)**Description:** LSA has opened a link station on a VTAM SAP for this network interface.

LSA.036**Level:** CI-ERROR**Short Syntax:** LSA.036 LSA Event, prim type *primitive* vtam code *vtam_code*, (nt *network*)**Long Syntax:** LSA.036 LSA Event, primitive type *primitive* vtam code *vtam_code*, (network *network*)**Description:** An non-error event occurred processing the VTAM request/response.

LSA.037**Level:** CI-ERROR**Short Syntax:** LSA.037 LSA Error, MAC adap not enabled, (nt *network*)**Long Syntax:** LSA.037 LSA Error, MAC adapter is not enabled, (network *network*)**Description:** The MAC adapter is not enabled.

LSA.038**Level:** CI-ERROR**Short Syntax:** LSA.038 LSA Error, out of host user blocks, (nt *network*)**Long Syntax:** LSA.038 LSA Error, out of host user blocks, (network *network*)**Description:** There are no more host user blocks.

LSA.039**Level:** CI-ERROR**Short Syntax:** LSA.039 LSA Error, unknwn or unexpect req/resp *primitive* rcvd, (nt *network*)**Long Syntax:** LSA.039 LSA Error, unknown or unexpected request/response *primitive* received, (network *network*)**Description:** An unknown or unexpected primitive was received.

LSA.040**Level:** CI-ERROR**Short Syntax:** LSA.040 LSA Error, invalid req/resp *primitive* for statn *station_status* stat *network/*)**Long Syntax:** LSA.040 LSA Error, invalid request/response *primitive* for station *station_status* in status *network/*)**Description:** The req/response is invalid for this stations status.

LSA.041**Level:** CI-ERROR**Short Syntax:** LSA.041 LSA dl_open_station error 0x *llc_rc* from LLC, (nt *network*)**Long Syntax:** LSA.041 LSA dl_open_station error 0x *llc_rc* from LLC, (network *network*)**Description:** LLC detected an error when LSA attempted to open a link station.

LSA.042**Level:** C-INFO**Short Syntax:** LSA.042 LSA stn *p_cep_id* on SAP *sap_value* conn est, (nt *network*)**Long Syntax:** LSA.042 LSA link station *p_cep_id* on SAP *sap_value* connection established, (network *network*)**Description:** LSA has established an LLC connection with a remote link station.

LSA.043**Level:** C-INFO**Short Syntax:** LSA.043 LSA stn *p_cep_id* on SAP *sap_value* conn rej by *rej_end*, (nt *network*)**Long Syntax:** LSA.043 LSA link station *p_cep_id* on SAP *sap_value* connection rejected by *rej_end*, (network *network*)**Description:** An LLC connection to a remote link station was rejected.

LSA.044**Level:** C-INFO**Short Syntax:** LSA.044 LSA net *netnum* rcvd netup from net *lan_netnum* (nt *network*)**Long Syntax:** LSA.044 LSA net *netnum* received netup from net *lan_netnum* (network *network*)**Description:** LSA net handler received netup from attached downstream LAN.

LSA.045**Level:** C-INFO**Short Syntax:** LSA.045 LSA net *netnum* MAC addr *macaddr* set (nt *network*)**Long Syntax:** LSA.045 LSA net *netnum* MAC address set to *macaddr* (network *network*)**Description:** LSA net handler received netup from attached downstream LAN.

LSA.046**Level:** P-TRACE**Short Syntax:** LSA.046 LSA user data to base net handler (nt *network*)**Long Syntax:** LSA.046 LSA user data sent to the base net handler (network *network*)**Description:** The LSA net handler sent user data to the base net handler.

LSA.047**Level:** P-TRACE**Short Syntax:** LSA.047 LSA user data from base net handler (nt *network*)**Long Syntax:** LSA.047 LSA user data received from the base net handler (network *network*)**Description:** The LSA net handler received user data from the base net handler.

LSA.048**Level:** P-TRACE**Short Syntax:** LSA.048 LSA prim *prim_code* to base net handler (nt *network*)**Long Syntax:** LSA.048 LSA primitive *prim_code* sent to the base net handler (network *network*)**Description:** The LSA net handler sent data to the base net handler. This data is primitives that contain primitives use by LSA to run the connection to the host; not user data running over the connection.

LSA.049**Level:** P-TRACE**Short Syntax:** LSA.049 LSA prim *prim_code* from base net handler (nt *network*)**Long Syntax:** LSA.049 LSA primitive *prim_code* received from the base net handler (network *network*)**Description:** The LSA net handler received data from the base net handler. This data is primitives that contain primitives use by LSA to run the connection to the host; not user data running over the connection.

LSA.050**Level:** C-INFO**Short Syntax:** LSA.050 *in_out* flow *on_off* LSA stn *p_cep_id* on SAP *sap_value*, (nt *network*)**Long Syntax:** LSA.050 *in_out* flow turned *on_off* for LSA link station *p_cep_id* on SAP *sap_value*, (network *network*)**Description:** VTAM or LLC has turned flow control on/off for an LSA link station.

LSA.051**Level:** CE-ERROR**Short Syntax:** LSA.051 FRMR *in_out* for LSA stn *p_cep_id* on SAP *sap_value*, (nt *network*)**Long Syntax:** LSA.051 Frame reject *in_out* for LSA link station *p_cep_id* on SAP *sap_value*, (network *network*)**Description:** A frame reject was sent or received for an LSA link station.

LSA.052**Level:** P-TRACE**Short Syntax:** LSA.052 LSA user data from LLC (nt *network*)**Long Syntax:** LSA.052 LSA user data received from LLC (network *network*)**Description:** The LSA net handler has received an 802.2 frame from the LLC application.

LSA.053**Level:** C-INFO**Short Syntax:** LSA.053 LSA rcvd *event* event for SAP/stn *sap_cep* (nt *network*)**Long Syntax:** LSA.053 LSA received *event* event from LLC for SAP/link station *sap_cep* (network *network*)**Description:** The LSA net handler received an event notification from the LLC application.

LSA.054**Level:** CI-ERROR**Short Syntax:** LSA.054 LSA frame not sent to host rc *rc* (nt *network*)**Long Syntax:** LSA.054 LSA frame not sent to host - return code *rc* (network *network*)**Description:** The LSA net handler could not send a frame to the host.

LSA.055

Level: C-INFO

Short Syntax: LSA.055 APPN Loopback net installed (nt *network*)

Long Syntax: LSA.055 APPN Loopback net installed (nt *network*)

Description: The APPN net handler for ESCON LLC loopback has been installed.

LSA.056

Level: C-INFO

Short Syntax: LSA.056 APPN Loopback net init complete (nt *network*)

Long Syntax: LSA.056 APPN Loopback net initialization complete (nt *network*)

Description: The APPN net handler for ESCON LLC loopback has been initialized.

LSA.057

Level: C-INFO

Short Syntax: LSA.057 LSA net *netnum* disabled by user (nt *network*)

Long Syntax: LSA.057 LSA net *netnum* disabled by user (nt *network*)

Description: The LSA net handler disable routine has been invoked.

LSA.058

Level: CI-ERROR

Short Syntax: LSA.058 LSA can't get IORB for *cause* (nt *network*)

Long Syntax: LSA.058 LSA unable to get IORB for *cause* (nt *network*)

Description: The LSA net handler could not get an IORB. An event may have occurred which will not be reported to VTAM.

LSA.059

Level: C-INFO

Short Syntax: LSA.059 LSA net passed self-test (nt *network*)

Long Syntax: LSA.059 LSA net passed self-test (nt *network*)

Description: The LSA net handler passed its self-test routine. Both the channel adapter and downstream LAN adapter have gone netup.

LSA.060

Level: C-INFO

Short Syntax: LSA.060 LSA net *netnum* netdwn by LAN net *lan_netnum* netdwn (nt *network*)

Long Syntax: LSA.060 LSA net *netnum* went netdown because LAN net *lan_netnum* went netdown (nt *network*)

Description: The LSA net handler went netdown because the downstream LAN adapter went netdown.

LSA.061**Level:** CI-ERROR**Short Syntax:** LSA.061 LSA LLC can't find MAC *macaddr* SAP *sap* for prim *prim* (nt *network*)**Long Syntax:** LSA.061 LSA LLC can't find MAC *macaddr* SAP *sap* for VTAM primitive *prim* (nt *network*)**Description:** LLC could not find the specified SAP open for the MAC address. This error only occurs for LLC loopback.

Panic Isanomem**Short Syntax:** Isanomem: LSA handler no memory**Description:** An LSA handler cannot allocate memory for control block(s).**Action:** Contact customer service.

Panic Isansram**Short Syntax:** Isansram: LSA SRAM not found**Description:** The SRAM record for an LSA net handler could not be found.**Action:** Contact customer service.

Panic Isanolan**Short Syntax:** Isanolan: LSA target LAN not defined**Description:** LSA target LAN not defined.**Action:** Contact customer service.

Panic Isanolsa**Short Syntax:** Isanolsa: APPN loopback activated with no LSA net defined**Description:** APPN loopback activated with no LSA net defined.**Action:** Contact customer service.

Panic Isabcall**Short Syntax:** Isabcall: bad call to routine**Description:** An invalid call was made to a routine.**Action:** Contact customer service.

Layer Two Tunneling (L2)

This chapter describes Layer Two Tunneling (L2) - includes L2TP and L2F messages. For information on message content and how to use the message, refer to the Introduction.

L2.001

Level: UI_ERROR

Short Syntax: L2.001 ERROR: *errorString*

Long Syntax: L2.001 ERROR: *errorString*

Description: General Error - If this happens, something is seriously wrong. A brief description of what happened and/or where it happened will accompany this message.

L2.002

Level: CI_ERROR

Short Syntax: L2.002 WARNING: *warningString*

Long Syntax: L2.002 WARNING: *warningString*

Description: General Warning - This can happen in normal conditions when resources are depleted (buffers, nets, calls, tunnels, etc.) or when our peer does something unexpected. A brief description of what happened and/or where it happened will accompany this message.

L2.003

Level: C-INFO

Short Syntax: L2.003 L2 Slf Tst net *net*

Long Syntax: L2.003 Performing Self Test on L2 network *net*

Description: Entering l2tp_slftst

L2.004

Level: C-INFO

Short Syntax: L2.004 L2 init net *net*

Long Syntax: L2.004 Intitalizing L2 network *net*

Description: Entering l2tp_init

L2.005

Level: C-INFO

Short Syntax: L2.005 L2 install net *net*

Long Syntax: L2.005 Installing L2 network *net*

Description: Entering l2tp_install

L2.006**Level:** C-INFO**Short Syntax:** L2.006 LCP start net *net* cause= *cause***Long Syntax:** L2.006 Renegotiate LCP-L2 net *net*, cause= *cause***Description:** LCP restarted on the L2 network due to the listed cause.

L2.007**Level:** C-INFO**Short Syntax:** L2.007 LNS *action* L2 net *net***Long Syntax:** L2.007 LNS *action* L2 network *net***Description:** Allocated/Freed (action) an L2 Network on the LNS

L2.008**Level:** P_TRACE**Short Syntax:** L2.008 Call Make *AVPtype* AVP,attr= *attributeNo*,val= *value*,len= *length*,flag= *flags***Long Syntax:** L2.008 Call Make *AVPtype* AVP,attr= *attributeNo*,val= *value*,len= *length*,flag= *flags***Description:** Call is creating an AVP with the attributes given. A value of 0 can indicate that the value is very long and could not be displayed in the message.

L2.009**Level:** P_TRACE**Short Syntax:** L2.009 Call Rcv *AVPtype* AVP,attr= *attributeNo*,val= *value*,len= *length*,flag= *flags***Long Syntax:** L2.009 Call Rcv *AVPtype* AVP,attr= *attributeNo*,value= *value*,len= *length*,flags= *flags***Description:** Call is receiving an AVP with the attributes given. A value of 0 can indicate that the value is very long and could not be displayed in the message, or is not supported locally.

L2.010**Level:** C_TRACE**Short Syntax:** L2.010 Start Call LAC net *net*,speed= *speed*,btype= *bearer*,frame= *framing*,auth= *proxy_auth***Long Syntax:** L2.010 Start Call LAC net *net*,speed= *speed*,btype= *bearer*,ftype= *framing*,auth= *proxy_auth***Description:** Starting Call FSM from LAC. Listed parameters are speed (bits/sec), bearer type, framing type, and proxy-auth-type.

L2.011**Level:** C_TRACE**Short Syntax:** L2.011 Stopping Call id= *callid*, net *net* int /**Long Syntax:** L2.011 Stopping Call id= *callid*, net *net* int /**Description:** Stopping a call

L2.012**Level:** C-INFO**Short Syntax:** L2.012 Local Term net *net***Long Syntax:** L2.012 Local Terminate L2 network *net***Description:** Local Terminate means graceful teardown or a physical down event for any reason.

L2.013**Level:** C-INFO**Short Syntax:** L2.013 Call *id* State Changed *old* -> *new***Long Syntax:** L2.013 Call *id* State Changed *old* -> *new***Description:** Call state changed.

L2.014**Level:** C_TRACE**Short Syntax:** L2.014 *CallORTunnel* from net *net* to *peer_hostname***Long Syntax:** L2.014 *CallORTunnel* from net *net* to *peer_hostname***Description:** This is the Entry into the L2TP system. Starting a call (and possibly needing to start a tunnel).

L2.015**Level:** C_TRACE**Short Syntax:** L2.015 Call Established- *Type*,*net*= *net*,*speed*= *speed*,*flags*= *sendFlags***Long Syntax:** L2.015 Call Established- *Type*,*net*= *net*,*speed*= *speed*,*flags*= *sendFlags***Description:** Call FSM reached the established state.

L2.016**Level:** C_TRACE**Short Syntax:** L2.016 Forcing initial CHAP challenge**Long Syntax:** L2.016 Forcing initial CHAP challenge**Description:** The peer has sent Proxy-CHAP, but the user has configured to force an initial CHAP re-challenge for security reasons.

L2.017**Level:** C_TRACE**Short Syntax:** L2.017 Using Proxy- *authType* AUTH on net *net***Long Syntax:** L2.017 Using Proxy- *authType* AUTH on net *net***Description:** LNS is accepting the proxy-auth type indicated from the peer.

L2.018**Level:** C_TRACE**Short Syntax:** L2.018 Aborting Call, callid= *callid*, net= *net***Long Syntax:** L2.018 Aborting Call, callid= *callid*, net= *net***Description:** Aborting Call

L2.019**Level:** C_TRACE**Short Syntax:** L2.019 Cleaning up *type* Call id= *callid***Long Syntax:** L2.019 Cleaning up *type* Call id= *callid***Description:** Cleaning up call structure and state

L2.020**Level:** P_TRACE**Short Syntax:** L2.020 RCV *type*, callid= *callid*, net= *net***Long Syntax:** L2.020 RCV *type*, callid= *callid*, net= *net***Description:** Receive the indicated call control message. Net is 0 for a resource condition.

L2.021**Level:** P_TRACE**Short Syntax:** L2.021 SEND *type*, callid= *callid*, net= *net***Long Syntax:** L2.021 SEND *type*, callid= *callid*, net= *net***Description:** Send the indicated call control message. Net is 0 for a resource condition.

L2.022**Level:** P_TRACE**Short Syntax:** L2.022 PAYLOAD RCVD *bytes* bytes, net *net*, callid= *cid***Long Syntax:** L2.022 PAYLOAD RCVD *bytes* bytes, net *net*, callid= *cid***Description:** Received a PAYLOAD packet on LAC/LNS

L2.023**Level:** P_TRACE**Short Syntax:** L2.023 Send *type* Zero Len Body (ZLB), tid= *tid*,cid= *cid***Long Syntax:** L2.023 Send *type* Zero Len Body (ZLB), tid= *tid*,cid= *cid***Description:** About to send a ZLB to the peer to ACK.

L2.024**Level:** P_TRACE**Short Syntax:** L2.024 PAYLOAD SEND *byte* bytes, net= *net*, callid= *cid***Long Syntax:** L2.024 PAYLOAD SEND *byte* bytes, net= *net*, callid= *cid***Description:** Send Payload

L2.025**Level:** P_TRACE**Short Syntax:** L2.025 LNS Rcvd Proxy-Lcp *type* updating *local_remote***Long Syntax:** L2.025 LNS Rcvd Proxy-Lcp *type* updating *local_remote***Description:** LNS received proxy-lcp from LAC

L2.026**Level:** P_TRACE**Short Syntax:** L2.026 LNS Forcing LCP MRU= *mr***Long Syntax:** L2.026 LNS Forcing LCP MRU= *mr***Description:** LNS processing proxy-mru from LAC

L2.027**Level:** P_TRACE**Short Syntax:** L2.027 LNS Forcing LCP ACCM= *ac***Long Syntax:** L2.027 LNS Forcing LCP ACCM= *ac***Description:** LNS processing proxy-accm from LAC

L2.028**Level:** P_TRACE**Short Syntax:** L2.028 LNS Forcing LCP Auth= *auth_type***Long Syntax:** L2.028 LNS Forcing LCP Auth= *auth_type***Description:** LNS processing proxy-lcp auth from LAC

L2.029**Level:** P_TRACE**Short Syntax:** L2.029 LNS Forcing LCP Magic Number= *auth_type***Long Syntax:** L2.029 LNS Forcing LCP Magic Number= *auth_type***Description:** LNS processing proxy-magic-number from LAC

L2.030**Level:** P_TRACE**Short Syntax:** L2.030 LNS Forcing LCP option *option***Long Syntax:** L2.030 LNS Forcing LCP option *option***Description:** LNS processing proxy-lcp option from LAC

L2.031**Level:** P_TRACE**Short Syntax:** L2.031 LNS Forcing LCP Quality prot= *prot*, period= *period***Long Syntax:** L2.031 LNS Forcing LCP Quality prot= *prot*, period= *period***Description:** LNS processing proxy-lcp quality from LAC

L2.032**Level:** P_TRACE**Short Syntax:** L2.032 LNS Forcing LCP MRRU= *MRRU***Long Syntax:** L2.032 LNS Forcing LCP MRRU= *MRRU***Description:** LNS processing proxy-mrru from LAC

L2.033**Level:** P_TRACE**Short Syntax:** L2.033 LNS Forcing LCP Endpt Disc cls= *class*, addr= *address***Long Syntax:** L2.033 LNS Forcing LCP Endpt Disc cls= *class*, addr= *address***Description:** LNS processing proxy-endpt-discriminator from LAC

L2.034**Level:** P_TRACE**Short Syntax:** L2.034 LNS Forcing LCP Link-Discriminator= *ld***Long Syntax:** L2.034 LNS Forcing LCP Link-Discriminator= *ld***Description:** LNS processing proxy-link-discriminator from LAC

L2.035**Level:** P_TRACE**Short Syntax:** L2.035 Tunnel Auth Create *type*, Tid= *tid/ len*, Len=**Long Syntax:** L2.035 Tunnel Auth Create *type*, Tid= *tid/ len*, Len=**Description:** Creating Tunnel Auth AVPs

L2.036**Level:** P_TRACE**Short Syntax:** L2.036 Create Result Code AVP:rslt= *result*,err= *error***Long Syntax:** L2.036 Create Result Code AVP:rslt= *result*,err= *error***Description:** Creating result code AVP

L2.037**Level:** C_INFO**Short Syntax:** L2.037 l2tp_conf init L2-tunneling maxcalls= *maxcalls* maxtunnels= *maxtunnels***Long Syntax:** L2.037 l2tp_conf init L2-tunneling maxcalls= *maxcalls* maxtunnels= *maxtunnels***Description:** performing layer-2-tunneling initialization

L2.038**Level:** CE_ERROR**Short Syntax:** L2.038 PPP Discard packet - setting up tunnel, net *net***Long Syntax:** L2.038 PPP Discard packet - setting up tunnel, net *net***Description:** discarding PPP packet from client because the tunnel/call has not been established.

L2.039**Level:** C_INFO**Short Syntax:** L2.039 NOTE: *note_msg***Long Syntax:** L2.039 NOTE: *note_msg***Description:** General Note

L2.040**Level:** P_TRACE**Short Syntax:** L2.040 RCV F= *flags*,L= *length*,Tid= *tunnelid*,Cid= *callid*,NS= *ns*,NR= *nr*,O= *offset***Long Syntax:** L2.040 RCV F= *flags*,L= *length*,Tid= *tunnelid*,Cid= *callid*,NS= *ns*,NR= *nr*,O= *offset***Description:** Layer-2-Tunneling component received a tunneled packet. It is important to note that some of the displayed fields may NOT have been rcvd - use the "flags" mask to find which ones were rcvd.

L2.041**Level:** P_TRACE**Short Syntax:** L2.041 SND F= *flags*,L= *length*,Tid= *tunnelid*,Cid= *callid*,NS= *ns*,NR= *nr*,O= *offset***Long Syntax:** L2.041 SND F= *flags*,L= *length*,Tid= *tunnelid*,Cid= *callid*,NS= *ns*,NR= *nr*,O= *offset***Description:** Layer-2-Tunneling component sending a tunneled packet. It is important to note that some of the displayed fields may NOT have been sent - use the "flags" mask to find which ones were sent.

L2.042**Level:** P_TRACE**Short Syntax:** L2.042 Rcvd pkt udp_len= *WUDP_LEN*, L2_len= *L2_LEN***Long Syntax:** L2.042 Rcvd pkt udp_len= *WUDP_LEN*, L2_len= *L2_LEN***Description:** UDP pkt length does not match L2 packet length

L2.043**Level:** P_TRACE**Short Syntax:** L2.043 RCV *type* Zero Len Body (ZLB), tid= *tid*,cid= *cid***Long Syntax:** L2.043 RCV *type* Zero Len Body (ZLB), tid= *tid*,cid= *cid***Description:** Received a ZLB from our peer

L2.044**Level:** C_INFO**Short Syntax:** L2.044 Allocating UDP port *port* for tunnelid= *tid***Long Syntax:** L2.044 Allocating UDP port *port* for tunnelid= *tid***Description:** allocated a UDP source port for tunnel

L2.045**Level:** P_TRACE**Short Syntax:** L2.045 Pkt Queued for delayed *type* transmit, cid= *callid***Long Syntax:** L2.045 Pkt Queued for delayed *type* transmir, cid= *callid***Description:** The Layer-2-Tunneling system is busy (xmt window is full), this packet was queued for delayed transmit.

L2.046**Level:** C_INFO**Short Syntax:** L2.046 Clearing callid= *callid*, tunnelid= *tunnelid***Long Syntax:** L2.046 Clearing callid= *callid*, tunnelid= *tunnelid***Description:** clearing call

L2.047**Level:** C-INFO**Short Syntax:** L2.047 Tunnel *tid/ peer-tid* State Changed *old* -> *new***Long Syntax:** L2.047 Tunnel *tid/ peer-tid* State Changed *old* -> *new***Description:** Call state changed.

L2.048**Level:** P_TRACE**Short Syntax:** L2.048 RCV *type*, tid= *tid/ peer-tid***Long Syntax:** L2.048 RCV *type*, tid= *tid/ peer-tid***Description:** Receive the indicated tunnel control message.

L2.049**Level:** P_TRACE**Short Syntax:** L2.049 SEND *type*, tid= *tid/ peer-tid***Long Syntax:** L2.049 SEND *type*, tid= *tid/ peer-tid***Description:** Send the indicated tunnel control message.

L2.050**Level:** C_INFO**Short Syntax:** L2.050 EVENT *event*,tid= *tunnelid/ peerid*,state= *state***Long Syntax:** L2.050 EVENT *event*,tid= *tunnelid/ peerid*,state= *state***Description:** Tunnel Originator/Receiver Event

L2.051**Level:** C_INFO**Short Syntax:** L2.051 Cleaning up tunnelid *tid/ peerid***Long Syntax:** L2.051 Cleaning up tunnelid *tid/ peerid***Description:** cleaning up tunnel

L2.052**Level:** C_INFO**Short Syntax:** L2.052 Tunnel *tid/ peer-tid* has *seconds* seconds to establish itself**Long Syntax:** L2.052 Tunnel *tid/ peer-tid* has *seconds* seconds to establish itself**Description:** Bring down the tunnel if it is not established in <seconds> seconds.

L2.053**Level:** C_INFO**Short Syntax:** L2.053 *tid/ peerid* will shutdown in *seconds* seconds**Long Syntax:** L2.053 *tid/ peerid* will shutdown in *seconds* seconds**Description:** Tunnel will shutdown in <seconds> seconds.

L2.054**Level:** C_INFO**Short Syntax:** L2.054 Assigning tunnel peer *peer*, tid= *IP/ address***Long Syntax:** L2.054 Assigning tunnel peer *peer*, tid= *IP/ address***Description:** Assigning tunnel

L2.055**Level:** C_INFO**Short Syntax:** L2.055 Delayed Tunnel clean-up tid= *tid/ peer-tid*, already doomed**Long Syntax:** L2.055 Delayed Tunnel clean-up tid= *tid/ peer-tid* already doomed**Description:** Delayed tunnel clean-up

L2.056**Level:** C_INFO**Short Syntax:** L2.056 Call to kill tunnel *tid/* now, already doomed, die gracefully**Long Syntax:** L2.056 Call to kill tunnel *tid/* now, already doomed, die gracefully**Description:** Kill tunnel

L2.057**Level:** P_TRACE**Short Syntax:** L2.057 Processing Challenge Response from Peer *peer***Long Syntax:** L2.057 Processing Challenge Response from Peer *peer***Description:** process challenge response

L2.058**Level:** P_TRACE**Short Syntax:** L2.058 Peer Attribute = value**Long Syntax:** L2.058 Peer Attribute = value**Description:** process Tunnel AVP (value is integer)

L2.059**Level:** P_TRACE**Short Syntax:** L2.059 Peer Attribute = value**Long Syntax:** L2.059 Peer Attribute = value**Description:** process Tunnel AVP (value is hex)

L2.060**Level:** P_TRACE**Short Syntax:** L2.060 Peer Attribute = value**Long Syntax:** L2.060 Peer Attribute = value**Description:** process Tunnel AVP (value is string)

L2.061**Level:** C_INFO**Short Syntax:** L2.061 unsuccessful result: code= result,error= error msg=**Long Syntax:** L2.061 unsuccessful result: code= result,error= error msg=**Description:** Result of processing Start Control Connection Request/Reply/Connected.

L2.062**Level:** C_INFO**Short Syntax:** L2.062 action all calls on tunnel tid**Long Syntax:** L2.062 action all calls on tunnel tid**Description:** killing/clearing all calls on tunnel.

L2.063**Level:** P_TRACE**Short Syntax:** L2.063 Retransmit msgtype on tunnel tid call cid**Long Syntax:** L2.063 Retransmit msgtype on tunnel tid call cid**Description:** Retransmitting packet after timeout waiting for ACK.

L2.064**Level:** CE_ERROR**Short Syntax:** L2.064 Timeout waiting for ACK call cid**Long Syntax:** L2.064 Timeout waiting for ACK call cid**Description:** ACK timeout

L2.065**Level:** CE_ERROR**Short Syntax:** L2.065 Declaring LOST pkt on call *cid***Long Syntax:** L2.065 Declaring LOST pkt on call *cid***Description:** declare lost packet

L2.066**Level:** CE_ERROR**Short Syntax:** L2.066 Tunnel Retransmit limit exceeded - killing tunnel *tid***Long Syntax:** L2.066 Tunnel Retransmit limit exceeded - killing tunnel *tid***Description:** Tunnel retransmit maximum

L2.067**Level:** C_INFO**Short Syntax:** L2.067 Result Code Rx code= *result_code* error= *error_code* msg= *message***Long Syntax:** L2.067 Result Code Rx code= *result_code* error= *error_code* msg= *message***Description:** Result Code received

L2.068**Level:** C_INFO**Short Syntax:** L2.068 L2TPSEC: Processing Encoded Key AVP *a b c d e f g h i j k l m n o p***Long Syntax:** L2.068 L2TPSEC: Processing Encoded Key AVP *a b c d e f g h i j k l m n o p***Description:** l2tpsec encoded key avp

L2.069**Level:** C_INFO**Short Syntax:** L2.069 L2TPSEC: Decoded Key: *a b c d e f g h i j k l m n o p***Long Syntax:** L2.069 L2TPSEC: Decoded Key: *a b c d e f g h i j k l m n o p***Description:** l2tpsec encoded key avp

L2.070**Level:** C_INFO**Short Syntax:** L2.070 L2TPSEC: Create Encoded Key AVP *a b c d e f g h i j k l m n o p***Long Syntax:** L2.070 L2TPSEC: Create Encoded Key AVP *a b c d e f g h i j k l m n o p***Description:** l2tpsec encoded key avp

L2.071**Level:** C_INFO**Short Syntax:** L2.071 L2TPSEC: Actual Key is: *a b c d e f g h i j k l m n o p***Long Syntax:** L2.071 L2TPSEC: Actual Key is: *a b c d e f g h i j k l m n o p***Description:** l2tpsec encoded key avp

L2.072

Level: C_INFO

Short Syntax: L2.072 RESET: R Bit rcvd - clear q thru ns= *ns*, mynr= *nr*

Long Syntax: L2.072 RESET: R Bit rcvd - clear q thru ns= *ns*, mynr= *nr*

Description: R bit received from peer

Address Resolution Protocol (MARS)

This chapter describes Address Resolution Protocol (MARS) messages. For information on message content and how to use the message, refer to the Introduction.

MARS.001

Level: U-INFO

Short Syntax: MARS.001 MARS Q ovf (destId= *destQueue*) for nt *network*

Long Syntax: MARS.001 MARS Queue overflow (destId= *destQueue*) net *network*

Description: A MARS packet was discarded, rather than being queued, because the queue of unprocessed MARS packets was too long. This means that MARS packets are arriving faster than they can be processed. Note that this event does not get counted in ELS, it is instead counted in the MARS console. The counters (kept per input network) can be read using the MARS>STATISTICS command, in the input packet overflows" section.

Cause: This is often a symptom of a so-called MARS storm". Some packets (usually an IP broadcast) arrive at hosts (usually a popular workstation) which do not recognize the destination address; they then attempt (in contravention of the Host specification) to forward the packet, but to do so they need the MARS mapping. Since they all receive the broadcast at the same time, they all attempt to forward the packet at the same time, and all do an MARS request at the same time.

Action: Prevail on the appropriate host manufacturer to bring their software into compliance with the specification. In the short term, it may be possible to disable the source of the packets, or cause it to use an address that the misbehaving hosts do recognize as a broadcast.

MARS.002

Level: UI-ERROR

Short Syntax: MARS.002 MARS Q dst is NULL (destId= *destQueue*) for nt *network ID*

Long Syntax: MARS.002 MARS queue destination is NULL (destId= *destQueue*) for net *network ID*

Description: A message was sent to the internal MARS processing routine with an invalid destination type or the destination queue was not initialized correctly.

MARS.003

Level: UI-ERROR

Short Syntax: MARS.003 ATM MARS marsSend net not sup or NULL channel detected (channel= *chaDest* nt *network ID*)

Long Syntax: MARS.003 ATM MARS marsSend net not supported or NULL channel detected (channel= *chaDest* net *network ID*)

Description: An outgoing MARS packet was received on a network which is not using MARS for address translation in any protocol or the channel for which the packet was to be sent on is NULL. check the information contained in the message to determine the cause of failure.

Cause: The gateway is misconfigured.

Action: Correct the configuration.

MARS.004

Level: UI-ERROR

Short Syntax: MARS.004 ATM MARS Rqst send failed rsn *reason_code* nt *network ID*

Long Syntax: MARS.004 ATM MARS transmission of request failed for reason *reason_code* net *network ID*

Description: An outgoing MARS request packet was dropped as the result of some problem internal problem. The *reason_code* gives the cause.

Cause: Miscellaneous handler error. (Reason code 1.)

Action: Check for error messages from handler for *network_name*.

Cause: Output queue overflow, or other flow control. (Reason code 2.)

Action: Alleviate congestion.

Cause: Network down. (Reason code 3.)

Action: See why handler thinks network is down.

Cause: Dropped by handler to avoid looping, or bad broadcast. (Reason code 4.)

Action: Check configuration.

Cause: Host down. (Reason code 5.)

Action: See why handler thinks host is down.

MARS.005

Level: UI-ERROR

Short Syntax: MARS.005 ATM MARS marsSendControlList: Invalid input parms (listAddr=*listVal* dataAddr= *DataVal*)

Long Syntax: MARS.005 ATM MARS marsSendControlList: Invalid input parms (listAddr=*listVal* dataAddr= *DataVal*)

Description: A request to send a MARS packed on an outgoing control list was received. The input parameters for this request are invalid. Record the *listAddr* and *dataAddr* values and report problem if it continues.

MARS.006

Level: UI-ERROR

Short Syntax: MARS.006 ATM MARS *functionCall: msgDesc*.

Long Syntax: MARS.006 ATM MARS *functionCall: msgDesc*.

Description: An internal error occurred. The message contains where and why the error occurred.

MARS.007

Level: U-INFO

Short Syntax: MARS.007 ATM MARS *functionCall: msgDesc*.

Long Syntax: MARS.007 ATM MARS *functionCall: msgDesc*.

Description: See message content for details.

MARS.008**Level:** UI-ERROR**Short Syntax:** MARS.008 ATM MARS marsSendMember: Invalid input parms (nodeAddr= *nodeVal* dataAddr= *DataVal*)**Long Syntax:** MARS.008 ATM MARS marsSendMember: Invalid input parms (nodeAddr= *nodeVal* dataAddr= *DataVal*)**Description:** A request to send a MARS packed on an outgoing channel was received. The input parameters for this request are invalid. Record the nodeAddr and dataAddr values and report problem if it continues.

MARS.009**Level:** UI-ERROR**Short Syntax:** MARS.009 ATM MARS marsControlListCreate: Invalid input parms (listAddr= *listAddr* nodeAddr= *nodeAddr* dataAddr= *DataAaddr*)**Long Syntax:** MARS.009 ATM MARS marsControlListCreate: Invalid input parms (listAddr= *listAddr* nodeAddr= *nodeAddr* dataAddr= *DataAaddr*)**Description:** A request to create a control list failed. The input parameters for this request are invalid. Record the listAddr, nodeAddr and dataAddr values and report problem if it continues.

MARS.010**Level:** UI-ERROR**Short Syntax:** MARS.010 ATM MARS PlaceCall Failure (rc= *retCode*): nt *network ID* for ATM addr = *atmAddr***Long Syntax:** MARS.010 ATM MARS PlaceCall Failure (rc= *retCode*): net *network ID* for destination ATM address = *atmAddr***Description:** While attempting to set up a SVC, the services of the device driver returned a value other than SUCCESS.

MARS.011**Level:** U-TRACE**Short Syntax:** MARS.011 ATM MARS PlaceCall Success: nt *network ID* for ATM addr = *atmAddr***Long Syntax:** MARS.011 ATM MARS PlaceCall Success: net *network ID* for ATM addr = *atmAddr***Description:** A call was successfully placed. This channel should show up on the new channel list. It has not yet been answered. When it is answered, a PlaceCallAck message will appear in the log.

MARS.012**Level:** UI-ERROR**Short Syntax:** MARS.012 ATM MARS marsControlListAddMember: Invalid input parms (listAddr= *listAddr* nodeAddr= *nodeAddr* dataAddr= *DataAaddr*)**Long Syntax:** MARS.012 ATM MARS marsControlListAddMember: Invalid input parms (listAddr= *listAddr* nodeAddr= *nodeAddr* dataAddr= *DataAaddr*)**Description:** A request to add a member to a control list failed. The input parameters for this request are invalid. Record the listAddr, nodeAddr and dataAddr values and report problem if it continues.

MARS.013**Level:** UI-ERROR**Short Syntax:** MARS.013 ATM MARS AddLeaf Failure (*rc= retCode*): *nt network ID* for ATM *addr = atmAddr***Long Syntax:** MARS.013 ATM MARS AddLeaf Failure (*rc= retCode*): *net network ID* for destination ATM *address = atmAddr***Description:** While attempting to add a leaf to an existing P2MP VC the services of the device driver returned a value other than SUCCESS.

MARS.014**Level:** U-TRACE**Short Syntax:** MARS.014 ATM MARS AddLeaf Success: *vpi= vpiVal vci= vciVal nt network ID* for ATM *addr = atmAddr***Long Syntax:** MARS.014 ATM MARS AddLeaf Success: *vpi= vpiVal vci= vciVal net network ID* for ATM *addr = atmAddr***Description:** An AddLeaf call was successfully placed. This leaf should show up on the channel list. It has not yet been answered. When it is answered, a AddLeafAck message will appear in the log.

MARS.015**Level:** UI-ERROR**Short Syntax:** MARS.015 ATM MARS marsControlListRemoveMember: Invalid input parms (*listAddr= listAddr nodeAddr= nodeAddr*)**Long Syntax:** MARS.015 ATM MARS marsControlListRemoveMember: Invalid input parms (*listAddr= listAddr nodeAddr= nodeAddr*)**Description:** A request to remove a member from a control list failed. The input parameters for this request are invalid. Record the listAddr and nodeAddr values and report problem if it continues.

MARS.016**Level:** UI-ERROR**Short Syntax:** MARS.016 ATM MARS HangupLeaf Failure (*rc= retCode*): *vpi= vpiVal vci= vciVal* for ATM *addr = atmAddr***Long Syntax:** MARS.016 ATM MARS HangupLeaf Failure (*rc= retCode*): *vpi= vpiVal vci= vciVal* for destination ATM *address = atmAddr***Description:** While attempting to remove a leaf from an existing P2MP VC the services of the device driver returned a value other than SUCCESS.

MARS.017**Level:** U-TRACE**Short Syntax:** MARS.017 ATM MARS HangupLeaf Success: *vpi= vpiVal vci= vciVal* for ATM *addr = atmAddr***Long Syntax:** MARS.017 ATM MARS HangupLeaf Success: *vpi= vpiVal vci= vciVal* for ATM *addr = atmAddr***Description:** A HangupLeaf call was successfully placed. This leaf should no longer show up on the channel list.

MARS.018**Level:** UE-ERROR**Short Syntax:** MARS.018 ATM MARS CloseDataPath failure(rc= *return_code* vpi= *vpiVal*, vci= *vciVal*) for ATM addr = *atmAddr*.**Long Syntax:** MARS.018 ATM MARS CloseDataPath failure(rc= *return_code* vpi= *vpiVal*, vci= *vciVal*) for ATM address = *atmAddr*.**Description:** When attempting to open up a data path with the specified parameters, a failure occurred. The call will be hung up with the appropriate cause code.

MARS.019**Level:** UI-ERROR**Short Syntax:** MARS.019 ATM MARS HangupCall Failure (rc= *retCode*): vpi= *vpiVal* vci= *vciVal* for ATM addr = *atmAddr***Long Syntax:** MARS.019 ATM MARS HangupCall Failure (rc= *retCode*): vpi= *vpiVal* vci= *vciVal* for destination ATM address = *atmAddr***Description:** While attempting to remove a channel the services of the device driver returned a value other than SUCCESS.

MARS.020**Level:** U-TRACE**Short Syntax:** MARS.020 ATM MARS *functionCall*: *msgDesc*.**Long Syntax:** MARS.020 ATM MARS *functionCall*: *msgDesc*.**Description:** This is the action being performed by the MARS Server.

MARS.021**Level:** UI-ERROR**Short Syntax:** MARS.021 ATM MARS marsMcsCreateP2MPVC: Invalid input parms (mpp= *marsprt* channelp= *channel* grpaddr= *grpaddr* mep= *prtEnt*)**Long Syntax:** MARS.021 ATM MARS marsMcsCreateP2MPVC: Invalid input parms (mpp= *marsprt* channelp= *channel* grpaddr= *grpaddr* mep= *prtEnt*)**Description:** A request to create a data VC failed. The input parameters for this request are invalid. Record the mpp, channelp, grpaddr, and mep values and report problem if it continues.

MARS.022**Level:** UI-ERROR**Short Syntax:** MARS.022 ATM MARS *cmdType*: Invalid input parms (channelp= *channel* mnp= *marsnode*)**Long Syntax:** MARS.022 ATM MARS *cmdType*: Invalid input parms (channelp= *channel* mnp= *marsnode*)**Description:** A request to add/remove a member to a data P2MP VC failed. The input parameters for this request are invalid. Record the channelp and mnp values and report problem if it continues.

MARS.023

Level: U-TRACE

Short Syntax: MARS.023 Inverse Rply sent *hardware_address_space protocol_type nt network ID*

Long Syntax: MARS.023 Inverse Reply sent *hardware_address_space protocol_type net network ID*

Description: An inverse ARP reply is being sent as the result of a request for a

MARS.024

Level: U-TRACE

Short Syntax: MARS.024 Inverse Rply sent *hardware_address_space protocol_type nt network ID*

Long Syntax: MARS.024 Inverse Reply sent *hardware_address_space protocol_type net network ID*

Description: An inverse ARP reply is being sent as the result of a request for a

MARS.025

Level: U-TRACE

Short Syntax: MARS.025 Inverse Rply sent *hardware_address_space protocol_type nt network ID*

Long Syntax: MARS.025 Inverse Reply sent *hardware_address_space protocol_type net network ID*

Description: An inverse ARP reply is being sent as the result of a request for a

MARS.026

Level: U-TRACE

Short Syntax: MARS.026 Inverse Rply sent *hardware_address_space protocol_type nt network ID*

Long Syntax: MARS.026 Inverse Reply sent *hardware_address_space protocol_type net network ID*

Description: An inverse ARP reply is being sent as the result of a request for a

MARS.027

Level: U-TRACE

Short Syntax: MARS.027 Inverse Rply sent *hardware_address_space protocol_type nt network ID*

Long Syntax: MARS.027 Inverse Reply sent *hardware_address_space protocol_type net network ID*

Description: An inverse ARP reply is being sent as the result of a request for a

MARS.028**Level:** U-TRACE**Short Syntax:** MARS.028 Inverse Rply sent *hardware_address_space protocol_type nt network ID***Long Syntax:** MARS.028 Inverse Reply sent *hardware_address_space protocol_type net network ID***Description:** An inverse ARP reply is being sent as the result of a request for a

MARS.029**Level:** U-TRACE**Short Syntax:** MARS.029 Inverse Rply sent *hardware_address_space protocol_type nt network ID***Long Syntax:** MARS.029 Inverse Reply sent *hardware_address_space protocol_type net network ID***Description:** An inverse ARP reply is being sent as the result of a request for a

MARS.030**Level:** U-INFO**Short Syntax:** MARS.030 ATM MARS Net *devState* (dev num = *devNum*): ATM addr = *atmAddr*.**Long Syntax:** MARS.030 ATM MARS Net *devState* (device number = *devNum*): ATM addr = *atmAddr*.**Description:** This client has received a net up or down call as indicated in the message. All channels and calls will be cleared in the case of a Net Down call. Upon receiving a NetUp upcall, the interface will attempt to reestablish all calls.

MARS.031**Level:** C-INFO**Short Syntax:** MARS.031 ATM MARS AddrStateChg (*action*): ATM addr = *atmAddr*.**Long Syntax:** MARS.031 ATM MARS AddrStateChg (*action*): ATM addr = *atmAddr*.**Description:** This client has received an address state change from the switch. This means that the address ESI and SEL have been activated or deactivated depending on the message content. If activated the client can proceed in setting up and receive calls to the switch. If deactivated all SVC connection will be cleared and but PVCs will remain operable.

MARS.032**Level:** UE-ERROR**Short Syntax:** MARS.032 ATM MARS AddrStateChg (*action*): ATM addr = *atmAddr*.**Long Syntax:** MARS.032 ATM MARS AddrStateChg (*action*): ATM addr = *atmAddr*.**Description:** This client has received an abnormal address state change from the switch. If refused a duplicate MAC address is already registered with the switch.

MARS.033

Level: C-INFO

Short Syntax: MARS.033 ATM MARS UNI Vers rcved: nt *network ID*

Long Syntax: MARS.033 ATM MARS UNI Vers rcved: net *network ID*

Description: This ATM client has received the UNI version supported from the switch.

MARS.034

Level: C-INFO

Short Syntax: MARS.034 ATM MARS Address Activation pending: nt *network ID*

Long Syntax: MARS.034 ATM MARS Address Activation pending: net *network ID*

Description: This client has initiated the sequence that registers the client ATM address with the switch. When the registration completes, another message of Address State change will be logged describing the status of the clients ATM address.

Action: No action required. This is normal processing.

MARS.035

Level: C-INFO

Short Syntax: MARS.035 ATM MARS Address Activation success: nt *network ID*

Long Syntax: MARS.035 ATM MARS Address Activation success: net *network ID*

Description: This client has been successful at activating an address.

MARS.036

Level: UI-ERROR

Short Syntax: MARS.036 ATM MARS GetAddrByHandle rc= *return_code*: nt *network ID*

Long Syntax: MARS.036 ATM MARS GetAddrByHandle rc= *return_code*: net *network ID*

Description: While attempting to get the address from the switch, an error was detected.

MARS.037

Level: UI-ERROR

Short Syntax: MARS.037 ATM MARS LicOpenCallSap rc= *return_code*: nt *network ID*

Long Syntax: MARS.037 ATM MARS LicOpenCallSap rc= *return_code*: net *network ID*

Description: While attempting to open a call sap, an error was detected. A call sap is required in order to place or receive ATM calls to a remote destination.

MARS.038

Level: UI-ERROR

Short Syntax: MARS.038 ATM MARS atmMarsInit Registr failure (rc= *return_code*): nt *network ID*

Long Syntax: MARS.038 ATM MARS atmMarsInit Registr failure (rc= *return_code*): net *network ID*

Description: This client has failed to register as a user to the underlying device driver and net handler. This client will be inoperable.

Action: Reboot the router and contact the appropriate service personnel.

MARS.039**Level:** C-INFO**Short Syntax:** MARS.039 ATM MARS atmMarsInit Registr successfull: nt *network ID***Long Syntax:** MARS.039 ATM MARS atmMarsInit Registr successfull: net *network ID***Description:** This client has successfully registered with the underlying device driver and net handler. This is normal initialization.

MARS.040**Level:** UI-ERROR**Short Syntax:** MARS.040 ATM MARS atmMarsInit OpnBffFrmSap Failed (rc= *return_code*):
nt *network ID***Long Syntax:** MARS.040 ATM MARS atmMarsInit OpnBffFrmSap Failed (rc= *return_code*):
net *network ID***Description:** This client has failed while opening a buffered frame sap. This is cause by an internal error. This client will be inoperable.**Action:** Reboot the router and contact the appropriate service personelle.

MARS.041**Level:** UI-ERROR**Short Syntax:** MARS.041 ATM MARS atmMarsLecsListReport?:**Long Syntax:** MARS.041 ATM MARS atmMarsLecsListReport?:**Description:** An internal malfunction. The specified function was invoked on a classical MARS Server for which no such function is defined.

MARS.042**Level:** U-INFO**Short Syntax:** MARS.042 ATM MARS ReceiveCall (vpi= *vpiVal*, vci= *vciVal*) for ATM addr
= *atmAddr*.**Long Syntax:** MARS.042 ATM MARS ReceiveCall (vpi= *vpiVal*, vci= *vciVal*) for ATM
address = *atmAddr*.**Description:** A call was received by this client.

MARS.043**Level:** UE-ERROR**Short Syntax:** MARS.043 ATM MARS HangUpCall (inVld PCR vpi= *vpiVal*, vci= *vciVal*) for
ATM addr = *atmAddr*.**Long Syntax:** MARS.043 ATM MARS HangUpCall (inVld PCR vpi= *vpiVal*, vci= *vciVal*) for
ATM address = *atmAddr*.**Description:** A call was received by this client where the Peak Cell Rate specified was greater than the allowed maximum. The call release cause is RJT_IE_PARM_VALUE, PRM_FWD_PEAQRATE_LP.

MARS.044**Level:** UE-ERROR**Short Syntax:** MARS.044 ATM MARS OpenDataPath failr(rc= *return_code* vpi= *vpiVal*, vci= *vciVal*) for ATM addr = *atmAddr*.**Long Syntax:** MARS.044 ATM MARS OpenDataPath failr(rc= *return_code* vpi= *vpiVal*, vci= *vciVal*) for ATM address = *atmAddr*.**Description:** When attempting to open up a data path with the specified parameters, a failure occurred. The call will be hung up with the appropriate cause code.

MARS.045**Level:** UE-ERROR**Short Syntax:** MARS.045 ATM MARS atmRcvCallAck fail(rc= *return_code* vpi= *vpiVal*, vci= *vciVal*) for ATM addr = *atmAddr*.**Long Syntax:** MARS.045 ATM MARS atmRcvCallAck fail(rc= *return_code* vpi= *vpiVal*, vci= *vciVal*) for ATM address = *atmAddr*.**Description:** When attempting to acknowledge the incoming call, a failure occurred.**Cause:** The cause is an internal control block problem.

MARS.046**Level:** C-INFO**Short Syntax:** MARS.046 ATM MARS PlaceCallAck (vpi= *vpiNum*, vci= *vciNum*) for ATM addr = *atmAddr*.**Long Syntax:** MARS.046 ATM MARS PlaceCallAck (vpi= *vpiNum*, vci= *vciNum*) for ATM address = *atmAddr*.**Description:** A call that we have placed has been received and acknowledged by the remote destination. We will open up a data path to the remote side, and will begin transmitting and receiving on the VCC.

MARS.047**Level:** UE-ERROR**Short Syntax:** MARS.047 ATM MARS PlaceCallAck call parms mod.(vpi= *vpiNum*, vci= *vciNum*) for ATM addr = *atmAddr*.**Long Syntax:** MARS.047 ATM MARS PlaceCallAck call parameters modified (vpi= *vpiNum*, vci= *vciNum*) for ATM address = *atmAddr*.**Description:** A call that we have placed has been received and acknowledged by the remote destination but the original parms have been modified. The MARS server can not support modification of call parameters.

MARS.048**Level:** U-INFO**Short Syntax:** MARS.048 ATM MARS atmDisconnectCall: NULL CORRELATOR received**Long Syntax:** MARS.048 ATM MARS atmDisconnectCall: NULL CORRELATOR received**Description:** A call was released immediately before we received it.

MARS.049**Level:** U-INFO**Short Syntax:** MARS.049 ATM MARS DisconnectCall: (vpi= *vpiNum*, vci= *vciNum* type= *chanType*) for ATM addr = *atmAddr*.**Long Syntax:** MARS.049 ATM MARS DisconnectCall: (vpi= *vpiNum*, vci= *vciNum* type= *chanType*) for ATM address = *atmAddr*.**Description:** Either a call already active, or a call that we are placing has been released. The reason for the release is shown in additional ELS messages. This is a normal occurrence. If the channel is required, we will reinitiate it. Control channels, for example are retried every 15 seconds until we connect to the server. The information in this message is the channel vpi/vci, and remote atm address of the channel that is being disconnected.**Cause:** Either the network or the remote user has released the call.

MARS.050**Level:** U-INFO**Short Syntax:** MARS.050 ATM MARS DisconnectCall: rsn= *reason_code*, cause= *cause_code*, diagLen= *diag_len*, diagData[0]= *diag_data***Long Syntax:** MARS.050 ATM MARS DisconnectCall: rsn= *reason_code*, cause= *cause_code*, diagLen= *diag_len*, diagData[0]= *diag_data***Description:** The information in this message is the reason for which the call has been released.

MARS.051**Level:** U-INFO**Short Syntax:** MARS.051 ATM MARS DisconnectCall WalkDwn PCR= *walk_down_PCR*, SCR= *walk_down_SCR***Long Syntax:** MARS.051 ATM MARS DisconnectCall WalkDwn PCR= *walk_down_PCR*, SCR= *walk_down_SCR***Description:** The call that was released, was released due to cell rate. The code will attempt to walk down to commonly used data rates in order to establish a connection with the target listed in MARS_49.**Cause:** Either the network or the remote user has released the call due to cell rate mismatches.

MARS.052**Level:** U-INFO**Short Syntax:** MARS.052 ATM MARS DisconnectLeaf: rsn= *reason_code*, cause= *cause_code*, diagLen= *diag_len*, diagData[0]= *diag_data* vpi= *vcc_vpi*, vci= *vcc_vci*, LeafAtmAddr= *leaf_remote_atm_address***Long Syntax:** MARS.052 ATM MARS DisconnectLeaf: rsn= *reason_code*, cause= *cause_code*, diagLen= *diag_len*, diagData[0]= *diag_data* vpi= *vcc_vpi*, vci= *vcc_vci*, LeafAtmAddr= *leaf_remote_atm_address***Description:** The information in this message is the reason for which the leaf has been released. It also contains the channel vpi/vci for which this leaf was a member of along with the atm address of the leaf.

MARS.053

Level: U-INFO

Short Syntax: MARS.053 ATM MARS AddLeafAck: vpi= *vcc_vpi*, vci= *vcc_vci*,
LeafAtmAddr= *leaf_remote_atm_address*

Long Syntax: MARS.053 ATM MARS AddLeafAck: vpi= *vcc_vpi*, vci= *vcc_vci*,
LeafAtmAddr= *leaf_remote_atm_address*

Description: Confirms a successful addition of a new party to a point-to-multipoint call.

MARS.054

Level: UE-ERROR

Short Syntax: MARS.054 ATM MARS RcvFrame: Unknown *frameType* value=
protocolNum nt *network ID*

Long Syntax: MARS.054 ATM MARS RcvFrame: Unknown *frameType* value= *protocolNum*
nt *network ID*

Description: A packet with an unknown protocol ID has been received off of the specified network. This may or may not be expected traffic. In any event, the packet will be discarded. No forwarding will occur.

MARS.055

Level: U-INFO

Short Syntax: MARS.055 ATM MARS This message is available for use

Long Syntax: MARS.055 ATM MARS This message is available for use

Description: This is only a placeholder.

MARS.056

Level: U-INFO

Short Syntax: MARS.056 ATM MARS This message is available for use

Long Syntax: MARS.056 ATM MARS This message is available for use

Description: This is only a placeholder.

MARS.057

Level: U-INFO

Short Syntax: MARS.057 ATM MARS This message is available for use

Long Syntax: MARS.057 ATM MARS This message is available for use

Description: This is only a placeholder.

MARS.058

Level: U-INFO

Short Syntax: MARS.058 ATM MARS joinMsg: MARS_JOIN for group *group* ignored.
Registration pending.

Long Syntax: MARS.058 ATM MARS joinMsg: MARS_JOIN for group *group* ignored.
Registration pending.

Description: ACK from add leaf for previous registration has not yet arrived.

MARS.059**Level:** U-INFO**Short Syntax:** MARS.059 ATM MARS joinMsg: MARS_JOIN for group *group* ignored. Not registered.**Long Syntax:** MARS.059 ATM MARS joinMsg: MARS_JOIN for group *group* ignored. Not registered.**Description:** Attempt to join a group but node has not previously registered.

MARS.060**Level:** UI-ERROR**Short Syntax:** MARS.060 ATM MARS remove_group: Removing a group but number of members = *numMembers***Long Syntax:** MARS.060 ATM MARS remove_group: Removing a group but number of members = *numMembers***Description:** A group is being removed however the number of members is not zero. This is an internal error indicating that a counter is incorrect. Group removal will continue.

MARS.061**Level:** UI-ERROR**Short Syntax:** MARS.061 ATM MARS mars_malloc: calloc of *numbytes* bytes failed, errno = *errno***Long Syntax:** MARS.061 ATM MARS mars_malloc: Attempt to calloc *numbytes* bytes has failed, errno = *errno***Description:** An attempt to obtain memory has failed.

MARS.062**Level:** UI-ERROR**Short Syntax:** MARS.062 ATM MARS mars_free: Address being freed is NULL**Long Syntax:** MARS.062 ATM MARS mars_free: Address being freed is NULL**Description:** The free storage subroutine is being called but the address is NULL. This is an internal error.

MARS.063**Level:** UI-ERROR**Short Syntax:** MARS.063 ATM MARS add_member: Adding a member but the group is NULL**Long Syntax:** MARS.063 ATM MARS add_member: Adding a member but the group is NULL**Description:** Attempting to add a member to a group but the group is NULL. This is an internal error.

MARS.064

Level: U-TRACE

Short Syntax: MARS.064 ATM MARS punch_mbr_holes: Group *group* needs to be hole punched

Long Syntax: MARS.064 ATM MARS punch_mbr_holes: Group *group* needs to be hole punched

Description: Exclude from the range those groups that the node is already a member of.

MARS.065

Level: U-INFO

Short Syntax: MARS.065 ATM MARS print_ *functionCall*: 0x *proto* is an unknown protocol

Long Syntax: MARS.065 ATM MARS print_ *functionCall*: 0x *proto* is an unknown protocol. It is ignored.

Description: A protocol was defined but not found in the server's protocol table. The protocol is ignored.

MARS.066

Level: U-INFO

Short Syntax: MARS.066 ATM MARS print_nodes: For protocol 0x *proto*, the number of active members = *mbrcnt*

Long Syntax: MARS.066 ATM MARS print_nodes: For protocol 0x *proto*, the number of active members = *mbrcnt*

Description: An informational message.

MARS.067

Level: U-INFO

Short Syntax: MARS.067 ATM MARS print_nodes: For protocol 0x *proto*, the number of removed members = *mbrcnt*

Long Syntax: MARS.067 ATM MARS print_nodes: For protocol 0x *proto*, the number of removed members = *mbrcnt*

Description: An informational message.

MARS.068

Level: U-INFO

Short Syntax: MARS.068 ATM MARS print_nodes: Server *serverAtmAddr* has joined these groups:

Long Syntax: MARS.068 ATM MARS print_nodes: Server *serverAtmAddr* has joined these groups:

Description: An informational message.

MARS.069**Level:** U-INFO**Short Syntax:** MARS.069 ATM MARS print_nodes: Host *hostAtmAddr* has joined these groups:**Long Syntax:** MARS.069 ATM MARS print_nodes: Host *hostAtmAddr* has joined these groups:**Description:** An informational message.

MARS.070**Level:** U-INFO**Short Syntax:** MARS.070 ATM MARS print_nodes: *group***Long Syntax:** MARS.070 ATM MARS print_nodes: *group***Description:** An informational message.

MARS.071**Level:** U-INFO**Short Syntax:** MARS.071 ATM MARS print_nodes: Server *serverAtmAddr* has not joined any groups**Long Syntax:** MARS.071 ATM MARS print_nodes: Server *serverAtmAddr* has not joined any groups**Description:** An informational message.

MARS.072**Level:** U-INFO**Short Syntax:** MARS.072 ATM MARS print_nodes: Host *hostAtmAddr* has not joined any groups**Long Syntax:** MARS.072 ATM MARS print_nodes: Host *hostAtmAddr* has not joined any groups**Description:** An informational message.

MARS.073**Level:** U-INFO**Short Syntax:** MARS.073 ATM MARS print_groups: Protocol = 0x *proto***Long Syntax:** MARS.073 ATM MARS print_groups: Protocol = 0x *proto***Description:** An informational message.

MARS.074**Level:** U-INFO**Short Syntax:** MARS.074 ATM MARS print_groups: Group *group* has these servers:**Long Syntax:** MARS.074 ATM MARS print_groups: Group *group* has these servers:**Description:** An informational message.

MARS.075

Level: U-INFO

Short Syntax: MARS.075 ATM MARS print_groups: Group *group* has these hosts:

Long Syntax: MARS.075 ATM MARS print_groups: Group *group* has these hosts:

Description: An informational message.

MARS.076

Level: U-INFO

Short Syntax: MARS.076 ATM MARS print_groups: Server *serverAtmAddr*

Long Syntax: MARS.076 ATM MARS print_groups: Server *serverAtmAddr*

Description: An informational message.

MARS.077

Level: U-INFO

Short Syntax: MARS.077 ATM MARS print_groups: Host *hostAtmAddr*

Long Syntax: MARS.077 ATM MARS print_groups: Host *hostAtmAddr*

Description: An informational message.

MARS.078

Level: U-INFO

Short Syntax: MARS.078 ATM MARS print_groups: Group *group* has no members

Long Syntax: MARS.078 ATM MARS print_groups: Group *group* has no members

Description: An informational message.

MARS.079

Level: U-INFO

Short Syntax: MARS.079 ATM MARS mservMsg: MARS_MSERV for group *group* ignored. Registration pending.

Long Syntax: MARS.079 ATM MARS mservMsg: MARS_MSERV for group *group* ignored. Registration Pending.

Description: Add leaf ACK for previous registration has not yet arrived.

MARS.080

Level: U-TRACE

Short Syntax: MARS.080 ATM MARS *functionCall*: Hole punched pair = *group*

Long Syntax: MARS.080 ATM MARS *functionCall*: Hole punched pair = *group*

Description: An informational message.

MARS.081

Level: U-TRACE

Short Syntax: MARS.081 ATM MARS free_punset: Multi group = *group*

Long Syntax: MARS.081 ATM MARS free_punset: Multi group = *group*

Description: An informational message.

MARS.082**Level:** UI-ERROR**Short Syntax:** MARS.082 ATM MARS *functionCall*: Illegal ATM address.**Long Syntax:** MARS.082 ATM MARS *functionCall*: Illegal ATM address.**Description:** Subroutine marsChkAtmAddr indicated ATM address was illegal.

MARS.083**Level:** U-INFO**Short Syntax:** MARS.083 ATM MARS leaveMsg: MARS_LEAVE for group *group* ignored.**Long Syntax:** MARS.083 ATM MARS leaveMsg: MARS_LEAVE for group *group* ignored.**Description:** We must silently drop the message if the copy is not zero or the message contains more than one <min,max> pair.

MARS.084**Level:** UI-ERROR**Short Syntax:** MARS.084 ATM MARS leaveMsg: Undefined protocol (0x *proto*) in MARS_LEAVE, ignored.**Long Syntax:** MARS.084 ATM MARS leaveMsg: Undefined protocol (0x *proto*) in MARS_LEAVE, ignored.**Description:** Unknown protocol in message.

MARS.085**Level:** U-INFO**Short Syntax:** MARS.085 ATM MARS leaveMsg: MARS_LEAVE from host *hostAtmAddr* was not registered.**Long Syntax:** MARS.085 ATM MARS leaveMsg: MARS_LEAVE from host *hostAtmAddr* was not registered.**Description:** Unable to find the host in the table of nodes.

MARS.086**Level:** U-TRACE**Short Syntax:** MARS.086 ATM MARS leaveMsg: Processing MARS_LEAVE deregister from host *hostAtmAddr***Long Syntax:** MARS.086 ATM MARS leaveMsg: Processing MARS_LEAVE deregister from host *hostAtmAddr***Description:** An informational trace message.

MARS.087**Level:** U-TRACE**Short Syntax:** MARS.087 ATM MARS leaveMsg: Processing MARS_LEAVE for group *group***Long Syntax:** MARS.087 ATM MARS leaveMsg: Processing MARS_LEAVE for group *group***Description:** An informational trace message.

MARS.088

Level: U-INFO

Short Syntax: MARS.088 ATM MARS leaveMsg: MARS_LEAVE for group *group* ignored.

Long Syntax: MARS.088 ATM MARS leaveMsg: MARS_LEAVE for group *group* ignored.

Description: If this is an MCS or the cluster member has not previously registered then drop the message.

MARS.089

Level: U-INFO

Short Syntax: MARS.089 ATM MARS leaveMsg: MARS_LEAVE for group *group* not found.

Long Syntax: MARS.089 ATM MARS leaveMsg: MARS_LEAVE for group *group* not found.

Description: The leaving node is not a member of the specified group.

MARS.090

Level: U-TRACE

Short Syntax: MARS.090 ATM MARS cluster_leave: Group leave = *group*

Long Syntax: MARS.090 ATM MARS cluster_leave: Group leave = *group*

Description: The group contained within the MARS_LEAVE message.

MARS.091

Level: U-TRACE

Short Syntax: MARS.091 ATM MARS make_newmsg: Hole punched pair *group* to new msg.

Long Syntax: MARS.091 ATM MARS make_newmsg: Hole punched pair *group* to new msg.

Description: Results of hole punching.

MARS.092

Level: U-TRACE

Short Syntax: MARS.092 ATM MARS multi_group: Group *group* was MCS holepunched.

Long Syntax: MARS.092 ATM MARS multi_group: Group *group* was MCS holepunched.

Description: Results of hole punching for MCSs.

MARS.093

Level: U-TRACE

Short Syntax: MARS.093 ATM MARS multi_group: Hole punched pair *group* to original msg.

Long Syntax: MARS.093 ATM MARS multi_group: Hole punched pair *group* to original msg.

Description: Trace message.

MARS.094**Level:** U-INFO**Short Syntax:** MARS.094 ATM MARS cluster_join: group *group* gets layer3grp reset.**Long Syntax:** MARS.094 ATM MARS cluster_join: group *group* gets layer3grp reset.**Description:** Informational.

MARS.095**Level:** U-INFO**Short Syntax:** MARS.095 ATM MARS cluster_join: group *group* is an overlap, ignored.**Long Syntax:** MARS.095 ATM MARS cluster_join: group *group* is an overlap, ignored.**Description:** Informational.

MARS.096**Level:** U-TRACE**Short Syntax:** MARS.096 ATM MARS *functionCall*: Holepunching produced *ctr* pairs.**Long Syntax:** MARS.096 ATM MARS *functionCall*: Holepunching produced *ctr* pairs.**Description:** Trace message.

MARS.097**Level:** U-TRACE**Short Syntax:** MARS.097 ATM MARS *functionCall*: Hole punched pair = *group***Long Syntax:** MARS.097 ATM MARS *functionCall*: Hole punched pair = *group***Description:** Trace message.

MARS.098**Level:** U-TRACE**Short Syntax:** MARS.098 ATM MARS joinMsg: MARS_JOIN for group *group* ignored.**Long Syntax:** MARS.098 ATM MARS joinMsg: MARS_JOIN for group *group* ignored.**Description:** Trace message.

MARS.099**Level:** UI-ERROR**Short Syntax:** MARS.099 ATM MARS joinMsg: Undefined protocol (0x *proto*) in MARS_JOIN, ignored.**Long Syntax:** MARS.099 ATM MARS joinMsg: Undefined protocol (0x *proto*) in MARS_JOIN, ignored.**Description:** Unknown protocol in message.

MARS.100

Level: U-INFO

Short Syntax: MARS.100 ATM MARS joinMsg: MARS_JOIN from host *hostAtmAddr* is duplicate registration.

Long Syntax: MARS.100 ATM MARS joinMsg: MARS_JOIN from host *hostAtmAddr* is duplicate registration.

Description: Duplicate join.

MARS.101

Level: U-TRACE

Short Syntax: MARS.101 ATM MARS joinMsg: Processing MARS_JOIN register from host *hostAtmAddr*

Long Syntax: MARS.101 ATM MARS joinMsg: Processing MARS_JOIN register from host *hostAtmAddr*

Description: Trace message.

MARS.102

Level: U-INFO

Short Syntax: MARS.102 ATM MARS joinMsg: Cluster registration has failed.

Long Syntax: MARS.102 ATM MARS joinMsg: Cluster registration has failed.

Description: Informational message.

MARS.103

Level: U-TRACE

Short Syntax: MARS.103 ATM MARS joinMsg: Processing MARS_JOIN for group *group*

Long Syntax: MARS.103 ATM MARS joinMsg: Processing MARS_JOIN for group *group*

Description: Trace message.

MARS.104

Level: U-INFO

Short Syntax: MARS.104 ATM MARS joinMsg: MARS_JOIN for group *group* ignored.

Long Syntax: MARS.104 ATM MARS joinMsg: MARS_JOIN for group *group* ignored.

Description: Informational message.

MARS.105

Level: U-INFO

Short Syntax: MARS.105 ATM MARS joinMsg: MARS_JOIN for group *group* is a duplicate.

Long Syntax: MARS.105 ATM MARS joinMsg: MARS_JOIN for group *group* is a duplicate.

Description: Informational message.

MARS.106**Level:** U-TRACE**Short Syntax:** MARS.106 ATM MARS multi_group: No holes were punched in *group***Long Syntax:** MARS.106 ATM MARS multi_group: No holes were punched in *group***Description:** Trace message.

MARS.107**Level:** UI-ERROR**Short Syntax:** MARS.107 ATM MARS cluster_join: No group specified in MARS_JOIN message**Long Syntax:** MARS.107 ATM MARS cluster_join: No group specified in MARS_JOIN message**Description:** Attempt to join a group but no group specified.

MARS.108**Level:** U-TRACE**Short Syntax:** MARS.108 ATM MARS cluster_join: Group *group* now has *ctr* members**Long Syntax:** MARS.108 ATM MARS cluster_join: Group *group* now has *ctr* members**Description:** Trace message.

MARS.109**Level:** UI-ERROR**Short Syntax:** MARS.109 ATM MARS cluster_register: *io_subroutine_name* rc = 0x *rc***Long Syntax:** MARS.109 ATM MARS cluster_register: *io_subroutine_name* rc = 0x *rc***Description:** I/O error return code.

MARS.110**Level:** U-INFO**Short Syntax:** MARS.110 ATM MARS joinMsg: Cluster join has failed.**Long Syntax:** MARS.110 ATM MARS joinMsg: Cluster join has failed.**Description:** Informational message.

MARS.111**Level:** U-TRACE**Short Syntax:** MARS.111 ATM MARS *functionCall*: Holepunching produced a NULL pair.**Long Syntax:** MARS.111 ATM MARS *functionCall*: Holepunching produced a NULL pair.**Description:** Trace message.

MARS.112

Level: UI-ERROR

Short Syntax: MARS.112 ATM MARS glrequestMsg: Undefined protocol (0x *proto*) in MARS_GROUPLIST_REQUEST, ignored

Long Syntax: MARS.112 ATM MARS glrequestMsg: Undefined protocol (0x *proto*) in MARS_GROUPLIST_REQUEST, ignored

Description: Unknown protocol in message.

MARS.113

Level: U-INFO

Short Syntax: MARS.113 ATM MARS glrequestMsg: MARS_GROUPLIST_REQUEST from host *hostAtmAddr* not registered

Long Syntax: MARS.113 ATM MARS glrequestMsg: MARS_GROUPLIST_REQUEST from host *hostAtmAddr* not registered

Description: Informational message.

MARS.114

Level: U-TRACE

Short Syntax: MARS.114 ATM MARS send_reply: Sending *ctr* protocol addresses

Long Syntax: MARS.114 ATM MARS send_reply: Sending *ctr* protocol addresses

Description: Trace message.

MARS.115

Level: U-TRACE

Short Syntax: MARS.115 ATM MARS glreply: Group request = *group*

Long Syntax: MARS.115 ATM MARS glreply: Group request = *group*

Description: Trace message.

MARS.116

Level: U-TRACE

Short Syntax: MARS.116 ATM MARS glreply: Group found = *group*

Long Syntax: MARS.116 ATM MARS glreply: Group found = *group*

Description: Trace message.

MARS.117

Level: U-TRACE

Short Syntax: MARS.117 ATM MARS glreply: Group found but member is not Layer 3

Long Syntax: MARS.117 ATM MARS glreply: Group found but member is not Layer 3

Description: Trace message.

MARS.118**Level:** U-INFO**Short Syntax:** MARS.118 ATM MARS mservMsg: MARS_MSERV for group *group* ignored**Long Syntax:** MARS.118 ATM MARS mservMsg: MARS_MSERV for group *group* ignored**Description:** Informational message.

MARS.119**Level:** UI-ERROR**Short Syntax:** MARS.119 ATM MARS mservMsg: Undefined protocol (0x *proto*) in MARS_MSERV, ignored.**Long Syntax:** MARS.119 ATM MARS mservMsg: Undefined protocol (0x *proto*) in MARS_MSERV, ignored.**Description:** Unknown protocol in message.

MARS.120**Level:** U-INFO**Short Syntax:** MARS.120 ATM MARS mservMsg: MARS_MSERV from server *serverAtmAddr* is duplicate registration**Long Syntax:** MARS.120 ATM MARS mservMsg: MARS_MSERV from server *serverAtmAddr* is duplicate registration**Description:** Informational message.

MARS.121**Level:** U-TRACE**Short Syntax:** MARS.121 ATM MARS mservMsg: Processing MARS_MSERV register from server *serverAtmAddr***Long Syntax:** MARS.121 ATM MARS mservMsg: Processing MARS_MSERV register from server *serverAtmAddr***Description:** Informational message.

MARS.122**Level:** U-TRACE**Short Syntax:** MARS.122 ATM MARS mservMsg: Processing MARS_MSERV for group *group***Long Syntax:** MARS.122 ATM MARS mservMsg: Processing MARS_MSERV for group *group***Description:** Trace message.

MARS.123**Level:** U-INFO**Short Syntax:** MARS.123 ATM MARS mservMsg: MARS_MSERV for group *group* ignored. Not registered.**Long Syntax:** MARS.123 ATM MARS mservMsg: MARS_MSERV for group *group* ignored. Not registered.**Description:** Informational message.

MARS.124

Level: U-INFO

Short Syntax: MARS.124 ATM MARS mservMsg: MARS_MSERV for group *group* is a duplicate

Long Syntax: MARS.124 ATM MARS mservMsg: MARS_MSERV for group *group* is a duplicate

Description: Informational message.

MARS.125

Level: U-INFO

Short Syntax: MARS.125 ATM MARS mservMsg: Server registration has failed

Long Syntax: MARS.125 ATM MARS mservMsg: Server registration has failed

Description: Informational message.

MARS.126

Level: U-INFO

Short Syntax: MARS.126 ATM MARS unservMsg: MARS_UNSERV for group *group* is a copy, ignored

Long Syntax: MARS.126 ATM MARS unservMsg: MARS_UNSERV for group *group* is a copy, ignored

Description: Informational message.

MARS.127

Level: UI-ERROR

Short Syntax: MARS.127 ATM MARS unservMsg: Undefined protocol (0x *proto*) in MARS_UNSERV, ignored

Long Syntax: MARS.127 ATM MARS unservMsg: Undefined protocol (0x *proto*) in MARS_UNSERV, ignored

Description: Unknown protocol in message.

MARS.128

Level: U-INFO

Short Syntax: MARS.128 ATM MARS unservMsg: MARS_UNSERV from server *serverAtmAddr* not registered

Long Syntax: MARS.128 ATM MARS unservMsg: MARS_UNSERV from server *serverAtmAddr* not registered

Description: Informational message.

MARS.129

Level: U-TRACE

Short Syntax: MARS.129 ATM MARS unservMsg: Processing MARS_UNSERV deregister from server *serverAtmAddr*

Long Syntax: MARS.129 ATM MARS unservMsg: Processing MARS_UNSERV deregister from server *serverAtmAddr*

Description: Trace message.

MARS.130**Level:** U-TRACE**Short Syntax:** MARS.130 ATM MARS unserv: Processing MARS_UNSERV for group *group***Long Syntax:** MARS.130 ATM MARS unserv: Processing MARS_UNSERV for group *group***Description:** Trace message.

MARS.131**Level:** UE-ERROR**Short Syntax:** MARS.131 ATM MARS msg_handler: Unrecognized tlv for *mars_message* message**Long Syntax:** MARS.131 ATM MARS msg_handler: Unrecognized tlv for *mars_message* message**Description:** Drop message and give error message.

MARS.132**Level:** U-INFO**Short Syntax:** MARS.132 ATM MARS msg_handler: *mars_message* is an unexpected message, ignored**Long Syntax:** MARS.132 ATM MARS msg_handler: *mars_message* is an unexpected message, ignored**Description:** Informational message.

MARS.133**Level:** U-TRACE**Short Syntax:** MARS.133 ATM MARS send_bkups: Sending a redirect msg with *ctr* addr**Long Syntax:** MARS.133 ATM MARS send_bkups: Sending a redirect msg with *ctr* addr**Description:** Trace message.

MARS.134**Level:** U-TRACE**Short Syntax:** MARS.134 ATM MARS redirmap: Timer cancelled, all leafs on CCVC are gone**Long Syntax:** MARS.134 ATM MARS redirmap: Timer cancelled, all leafs on CCVC are gone**Description:** Trace message.

MARS.135**Level:** UI-ERROR**Short Syntax:** MARS.135 ATM MARS requestMsg: Undefined protocol (0x *proto*) in MARS_REQUEST, ignored**Long Syntax:** MARS.135 ATM MARS requestMsg: Undefined protocol (0x *proto*) in MARS_REQUEST, ignored**Description:** Unknown protocol in message.

MARS.136**Level:** U-INFO**Short Syntax:** MARS.136 ATM MARS requestMsg: MARS_REQUEST from unregistered host *hostAtmAddr***Long Syntax:** MARS.136 ATM MARS requestMsg: MARS_REQUEST from unregistered host *hostAtmAddr***Description:** Host has not previously registered. Ignore the message.

MARS.137**Level:** U-TRACE**Short Syntax:** MARS.137 ATM MARS requestMsg: Group = *group***Long Syntax:** MARS.137 ATM MARS requestMsg: Group = *group***Description:** Trace message.

MARS.138**Level:** U-TRACE**Short Syntax:** MARS.138 ATM MARS *functionCall*: Sending *mars_opcode* on *vctype***Long Syntax:** MARS.138 ATM MARS *functionCall*: Sending *mars_opcode* on *vctype***Description:** Trace message.

MARS.139**Level:** UI-ERROR**Short Syntax:** MARS.139 ATM MARS *functionCall*: *io_subroutine_name* rc = 0x *rc***Long Syntax:** MARS.139 ATM MARS *functionCall*: *io_subroutine_name* rc = 0x *rc***Description:** I/O error return code.

MARS.140**Level:** U-TRACE**Short Syntax:** MARS.140 ATM MARS marsTimerInit: Using default of *defaultValue* for redirect timer**Long Syntax:** MARS.140 ATM MARS marsTimerInit: Using default of *defaultValue* for redirect timer**Description:** Trace message.

MARS.141**Level:** U-TRACE**Short Syntax:** MARS.141 ATM MARS marsTimerInit: redirect timer from configuration = *timerValue***Long Syntax:** MARS.141 ATM MARS marsTimerInit: redirect timer from configuration = *timerValue***Description:** Trace message.

MARS.142**Level:** UI-ERROR**Short Syntax:** MARS.142 ATM MARS marsScblnit: Duplicate instance found**Long Syntax:** MARS.142 ATM MARS marsScblnit: Duplicate instance found**Description:** Initialization halted.

MARS.143**Level:** U-TRACE**Short Syntax:** MARS.143 ATM MARS marsListCleanUp: Purge of *typeVc* about to begin**Long Syntax:** MARS.143 ATM MARS marsListCleanUp: Purge of *typeVc* about to begin**Description:** Trace message.

MARS.144**Level:** U-INFO**Short Syntax:** MARS.144 ATM MARS marsInstanceCleanUp: Unknown instance**Long Syntax:** MARS.144 ATM MARS marsInstanceCleanUp: Unknown instance**Description:** Cleanup halted.

MAC Filtering (MCF)

This chapter describes MAC Filtering (MCF) messages. For information on message content and how to use the message, refer to the Introduction.

MCF.001

Level: P-TRACE

Short Syntax: MCF.001 MCF enbl

Long Syntax: MCF.001 MAC Filtering enabled

Description: The MAC Filtering database has been enabled.

MCF.002

Level: P-TRACE

Short Syntax: MCF.002 MCF dsbl

Long Syntax: MCF.002 MAC Filtering disabled

Description: The MAC Filtering database has been disabled.

MCF.003

Level: UI-ERROR

Short Syntax: MCF.003 MCF init-err no mem

Long Syntax: MCF.003 MAC Filtering no memory for initialization

Description: The MAC Filtering database initialization has failed to allocate memory for the MAC Filter Control structures.

Cause: Insufficient memory to support this configuration.

Action: Change configuration to reduce memory consumption. May require additional physical memory.

MCF.004

Level: UI-ERROR

Short Syntax: MCF.004 MCF init-err bd ifc nmb - *filter_intf*

Long Syntax: MCF.004 MAC Filtering bad interface number *filter_intf* given in initialization

Description: The MAC Filtering database initialization has a non-existent interface configured with a filter.

Cause: The user has configured a trap for an interface which does not exist.

Action: Delete the erroneous trap or add the interface to which it is assigned.

MCF.005

Level: UI-ERROR

Short Syntax: MCF.005 MCF init-err gen flt db

Long Syntax: MCF.005 MAC Filtering database initialization error

Description: The MAC Filtering database initialization has encountered an error in creating the filter database.

Cause: Insufficient memory to support this configuration.

Action: Change configuration to reduce memory consumption. May require additional physical memory.

MCF.006

Level: U-TRACE

Short Syntax: MCF.006 MCF add filt at *name* ok

Long Syntax: MCF.006 MAC Filtering initialized filter at *name* successfully

Description: The MAC Filter configured on at the given direction and interface has been successfully initialized and is in effect.

MCF.007

Level: U-TRACE

Short Syntax: MCF.007 flt *filter* exc frm *source-> dest*, nt *network* int *iname/ innum*

Long Syntax: MCF.007 MAC Filter *filter* excludes frame *source-> dest*, network *network* interface *iname/ innum*

Description: The specified MAC Filter has matched a frame on the given direction and interface. The frame was excluded from further processing.

MCF.008

Level: U-TRACE

Short Syntax: MCF.008 flt *filter* inc frm *source-> dest*, nt *network* int *iname/ innum*

Long Syntax: MCF.008 MAC Filter *filter* includes frame *source-> dest*, network *network* interface *iname/ innum*

Description: The specified MAC Filter has matched a frame on the given direction and interface. The frame was included in further processing.

MCF.009

Level: U-TRACE

Short Syntax: MCF.009 flt *filter* tag(*tag*) frm *source-> dest*, nt *network* int *iname/ innum*

Long Syntax: MCF.009 MAC Filter *filter* tags(*tag*) frame *source-> dest*, network *network* interface *iname/ innum*

Description: The specified MAC Filter has matched a frame on the given direction and interface. The frame was filtered according to the configured action.

Panic mcfimem

Short Syntax: MCF init fail, no mem

Description: The MAC Filtering initialization failed to allocate sufficient memory to complete initialization.

Action: Contact customer service.

Multilink PPP (MLP)

This chapter describes Multilink PPP (MLP) messages. For information on message content and how to use the message, refer to the Introduction.

MLP.001

Level: P-TRACE

Short Syntax: MLP.001 MP Rcv bytes byt num= seqno,M= M,BE= BE_bits lng?= long nt network

Long Syntax: MLP.001 MP Rcv bytes byt num= seqno,M= M,BE= BE_bits lng?= long nt network

Description: Received an MP packet - this message reports the size (in bytes), the MP sequence number which is found in the MP header, the M value which is the minimum of the last sequence number received for each link in the MP bundle, the BE bits (0=neither, 1=End fragment, 2=Begin fragment, 3=Both Begin and End (full packet)), whether long sequence numbers are being received (1=Yes), and the net and interface that the packet was received on.

MLP.002

Level: CI-ERROR

Short Syntax: MLP.002 MP DISC= cause (0=tim,1=<nrcv,2=<M,3=M,4=dp)nrcv= nrcv,M= M,num= seq

Long Syntax: MLP.002 MP DISC= cause (0=tim,1=<nrcv,2=<M,3=M,4=dp)nrcv= nrcv,M= M,num= seq

Description: Discarding MP packet for various reasons: 0 is timeout, 1 is a packet was received with a sequence number less than the one that was expected, 2 is a packet was received with a sequence number less than M (see above), 4 is fragment queue maximum depth was exceeded.

MLP.003

Level: P-TRACE

Short Syntax: MLP.003 BAP Snd REQ= type (0=Cll,1=Cllbk,2=Drp)

Long Syntax: MLP.003 BAP Snd REQ= type (0=Cll,1=Cllbk,2=Drp)

Description: Sending BAP request

MLP.004

Level: P-TRACE

Short Syntax: MLP.004 BAP Snd RSP= RespType (0=Cll,1=Cllbk,2=Drp) Response (0=AK,1=NK,2=RJ,3=FLN)

Long Syntax: MLP.004 BAP Snd RSP= RespType (0=Cll,1=Cllbk,2=Drp) Response (0=AK,1=NK,2=RJ,3=FLN)

Description: Sending BAP Response packet with a corresponding response code

MLP.005**Level:** P-TRACE**Short Syntax:** MLP.005 BAP Send CALL-STATUS= *status* (0=SUCC,255=FAIL)**Long Syntax:** MLP.005 BAP Send CALL-STATUS= *status* (0=SUCC,255=FAIL)**Description:** Sending a BAP Call status indication to indicate whether the link successfully joined the MP bundle (this includes LCP negotiation)

MLP.006**Level:** CI-ERROR**Short Syntax:** MLP.006 BAP: Inbound Req or Status Ind was not Acked**Long Syntax:** MLP.006 BAP: Inbound Req or Status Ind was not Acked**Description:** For some reason BAP chose not to ACK an incoming request from the peer. This could happen if there are not enough resources or we are not agreeing with our peers decision to add or drop bandwidth

MLP.007**Level:** P-TRACE**Short Syntax:** MLP.007 BAP Rcv Req= *theirReq* (0=Cll,1=Cllbk,2=Drp) ->COLLISION
*favp= favpeer***Long Syntax:** MLP.007 BAP Rcv Req= *theirReq* (0=Cll,1=Cllbk,2=Drp) ->COLLISION *favp= favpeer***Description:** Recieved an inbound BAP request from our peer but have already sent another request in the meantime. This is a normal collision and will be resolved by the BACP favored peer.

MLP.008**Level:** UI-ERROR**Short Syntax:** MLP.008 BAP bd state-inbnd=
theirReq(0=Cll,1=Cbk,2=Drp,3=CR,4=CBR,5=DR,6=S,7=SR)**Long Syntax:** MLP.008 BAP bd state-inbnd=
theirReq(0=Cll,1=Cbk,2=Drp,3=CR,4=CBR,5=DR,6=S,7=SR)**Description:** Bad BAP state for inbound BAP packet

MLP.009**Level:** P-TRACE**Short Syntax:** MLP.009 BAP RCV RSP= *RespType*(0=Ci,1=Cbk,2=Drp,3=St)
Response(0=AK,1=NK,2=RJ,3=FLN)**Long Syntax:** MLP.009 BAP RCV RSP= *RespType*(0=Ci,1=Cbk,2=Drp,3=St)
Response(0=AK,1=NK,2=RJ,3=FLN)**Description:** Received an inbound BAP Response packet with a corresponding response code (ACK means go ahead with request, NAK means I understand and support your request but I don't want you to perform it now - try again later, REJECT means I do not understand/support your request, FULLNAK means I understand and support your request but I am limited by a resource condition of some kind (this could be the Maximum number of links configurable parameter) - do not send this request again until the total bandwidth of the MP bundle changes..

MLP.010**Level:** C-INFO**Short Syntax:** MLP.010 BOD-tot= *totBW*,Aprc= *Add*,ASpd= *AddS*,Dprc= *Drop*,DSpd= *DropS*,oSpd= *out*,iSpd= *in***Long Syntax:** MLP.010 BOD-tot= *totBW*,Aprc= *Add*,ASpd= *AddS*,Dprc= *Drop*,DSpd= *DropS*,oSpd= *out*,iSpd= *in***Description:** Checking bandwidth to determine if we need to add or drop a link. Total bandwidth, Add percentage, calculated add speed, drop percentage, calculated drop speed, outbound speed, and inbound speed are displayed. In order to drop both iSpd and oSpd have to drop below DSpd. In order to add either iSpd or oSpd must go above ASpd.

MLP.011**Level:** C-INFO**Short Syntax:** MLP.011 BAP BOD Drp lnk net= *net*,rem LD= *remLD*,loc LD= *locLD***Long Syntax:** MLP.011 BAP BOD Drp lnk net= *net*,rem LD= *remLD*,loc LD= *locLD***Description:** BAP is causing a link to be dropped - displays remote and local link discriminator.

MLP.012**Level:** CI-ERROR**Short Syntax:** MLP.012 BAP BOD - Avail *nettype* (0=Drp,1=Out,2=In) nt not found**Long Syntax:** MLP.012 BAP BOD - Avail *nettype* (0=Drp,1=Out,2=In) net not found**Description:** Normal error when there are not enough resources or a dial-circuit has not yet reset itself from a previous action.

MLP.013**Level:** C-INFO**Short Syntax:** MLP.013 BAP BOD Adding Net= *net* with *type* (0=Cll,1=Cllbk)**Long Syntax:** MLP.013 BAP BOD Adding Net= *net* with *type* (0=Cll,1=Cllbk)**Description:** BAP is adding a link

MLP.014**Level:** CI-ERROR**Short Syntax:** MLP.014 BAP BOD Can NOT check BOD requirements NOW!**Long Syntax:** MLP.014 BAP BOD Can NOT check BOD requirements NOW!**Description:** Normal error when some BAP process is occurring and the Bandwidth timer pops - bandwidth will not be checked in this interval.

MLP.015**Level:** C-INFO**Short Syntax:** MLP.015 BAP Peer wants to Drop our LD= *LD***Long Syntax:** MLP.015 BAP Peer wants to Drop our LD= *LD***Description:** Inbound BAP drop request from peer wanting to drop our link with the displayed link discriminator.

MLP.016**Level:** P-TRACE**Short Syntax:** MLP.016 BAP Rcv *theirReq* (Cll:1,2;CllBck:3,4;Drp:5,6;St:7,8->Req,Rsp)**Long Syntax:** MLP.016 BAP Rcv *theirReq* (Cll:1,2;CllBck:3,4;Drp:5,6;St:7,8->Req,Rsp)**Description:** received inbound BAP request

MLP.017**Level:** C-INFO**Short Syntax:** MLP.017 BAP - Our Available Phone number is *phoneNum***Long Syntax:** MLP.017 BAP - Our Available Phone number is *phoneNum***Description:** Found an available phone number to pass to our peer

MLP.018**Level:** C-INFO**Short Syntax:** MLP.018 BAP cll nt= *net*,olen= *len*,ud= *ud*,sntd= *sent*,offst= *offset*,Ph= *phone***Long Syntax:** MLP.018 BAP cll nt= *net*,olen= *len*,ud= *ud*,sntd= *sent*,offst= *offset*,Ph= *phone***Description:** BAP placing the call. Fields are displayed for which phone number will be used: original length of the phone number, number of unique digits, number of digits that were sent from the peer, the offset into the phone number to start copying, and the phone number.

MLP.019**Level:** C-INFO**Short Syntax:** MLP.019 MP Nt *net* removed from the bundle**Long Syntax:** MLP.019 MP Nt *net* removed from the bundle**Description:** MP remove link from bundle

MLP.020**Level:** C-INFO**Short Syntax:** MLP.020 MP add Nt *net* to the *type* (0=old,1=new) bundle**Long Syntax:** MLP.020 MP add Nt *net* to the *type* (0=old,1=new) bundle**Description:** MP add link to bundle

MLP.021**Level:** P-TRACE**Short Syntax:** MLP.021 MP Nt *oldnet* XMT shrt?= *short* frg *frag* (*bytes* byt) on nt *net***Long Syntax:** MLP.021 MP Nt *oldnet* XMT shrt?= *short* frg *frag* (*bytes* byt) on nt *net***Description:** MP XMIT a packet. Display the MP device, whether we are sending short sequence numbers (1=yes), the fragment number (or 0 if its a whole packet), the number of bytes, and the transport net.

MLP.022**Level:** C-INFO**Short Syntax:** MLP.022 BAP OPT: LNK TYPE: spd= *speed*, typ= *type*
(1=ISDN,4=ANALOG)**Long Syntax:** MLP.022 BAP OPT: LNK TYPE: spd= *speed*, typ= *type*
(1=ISDN,4=ANALOG)**Description:** BAP option

MLP.023**Level:** C-INFO**Short Syntax:** MLP.023 BAP OPT: PHONE:dig:unique= *ud*,snt= *ds*;num= *delta*,sub=
*subaddr***Long Syntax:** MLP.023 BAP OPT: PHONE:dig:unique= *ud*,snt= *ds*;num= *delta*,sub=
*subaddr***Description:** BAP option

MLP.024**Level:** C-INFO**Short Syntax:** MLP.024 BAP OPT: NO PHONE NUMBER NEEDED**Long Syntax:** MLP.024 BAP OPT: NO PHONE NUMBER NEEDED**Description:** BAP option

MLP.025**Level:** C-INFO**Short Syntax:** MLP.025 BAP OPT: REASON: *reason***Long Syntax:** MLP.025 BAP OPT: REASON: *reason***Description:** BAP option

MLP.026**Level:** C-INFO**Short Syntax:** MLP.026 BAP OPT: LINK DISCRIMINATOR: *ld***Long Syntax:** MLP.026 BAP OPT: LINK DISCRIMINATOR: *ld***Description:** BAP option

MLP.027**Level:** C-INFO**Short Syntax:** MLP.027 BAP OPT:STAT: *status*(0=SCC,17=BSY,255=FL)act=
action(0=NO,1=RTRY)**Long Syntax:** MLP.027 BAP OPT:STAT: *status*(0=SCC,17=BSY,255=FL)act=
action(0=NO,1=RTRY)**Description:** BAP option

MLP.028**Level:** UE-ERROR**Short Syntax:** MLP.028 BAP OPTION NOT RECOGNIZED**Long Syntax:** MLP.028 BAP OPTION NOT RECOGNIZED**Description:** BAP non-option

MLP.029**Level:** UI-ERROR**Short Syntax:** MLP.029 BAP error (inbound packet): no buffer**Long Syntax:** MLP.029 BAP error (inbound packet): no buffer**Description:** BAP tried to generate a packet to send a response and couldn't allocate a buffer. This could be a serious low memory problem.

MLP.030**Level:** UE-ERROR**Short Syntax:** MLP.030 BAP error (inbound packet): length mismatch**Long Syntax:** MLP.030 BAP error (inbound packet): length mismatch**Description:** BAP error

MLP.031**Level:** UE-ERROR**Short Syntax:** MLP.031 BAP error (inbound packet): bap_check failed**Long Syntax:** MLP.031 BAP error (inbound packet): bap_check failed**Description:** bap_check reported an error while processing an inbound BAP packet option.

MLP.032**Level:** P-TRACE**Short Syntax:** MLP.032 Sending BAP RESPONSE= *resp* (0=Ack)**Long Syntax:** MLP.032 Sending BAP RESPONSE= *resp* (0=Ack)**Description:** BAP response to an inbound request or status indication. (0=ACK, 1=NAK, 2=REJ, 3=FULLNAK).

MLP.033**Level:** UE-ERROR**Short Syntax:** MLP.033 BAP error (inbound packet): id mismatch**Long Syntax:** MLP.033 BAP error (inbound packet): id mismatch**Description:** inbound ID for a response or status indication does not match the one used for the initial request

MLP.034**Level:** UE-ERROR**Short Syntax:** MLP.034 BAP error: unique digits > digits sent**Long Syntax:** MLP.034 BAP error: unique digits > digits sent**Description:** cannot form a phone number to dial - unique digits is greater than the number of digits that were sent.

MLP.035**Level:** P-TRACE**Short Syntax:** MLP.035 mk favorite peer magic number *magic***Long Syntax:** MLP.035 making favorite peer magic number with value *magic***Description:** bacp_option built favpeer.

MLP.036**Level:** UI-ERROR**Short Syntax:** MLP.036 mk bacp unk *option***Long Syntax:** MLP.036 making unknown bacp option *option***Description:** bacp_option built an unrecognized option.

MLP.037**Level:** C-INFO**Short Syntax:** MLP.037 *state, routine_name, nt network ID***Long Syntax:** MLP.037 *state = state,, called routine_name,, on nt network ID***Description:** Called the specified cp routine.

MLP.038**Level:** P-TRACE**Short Syntax:** MLP.038 ck favorite peer mag 0x *magic_number***Long Syntax:** MLP.038 checking favorite peer magic number with value 0x *magic_number***Description:** bacp_check processed magic number.

MLP.039**Level:** P-TRACE**Short Syntax:** MLP.039 ck bacp unk *option***Long Syntax:** MLP.039 checking unknown bacp option *option***Description:** bacp_check processed an unrecognized option.

MLP.040**Level:** UE-ERROR**Short Syntax:** MLP.040 Bd bacp req hdr lngth, nt *network ID***Long Syntax:** MLP.040 Bad BACP request header length, on network *network ID***Description:** bacp_req got request with bad header length.

MLP.041**Level:** UE-ERROR**Short Syntax:** MLP.041 Bd bacp req opt *bacp_option*, shrt, nt *network ID***Long Syntax:** MLP.041 Bd BACP req opt *bacp_option*,, data too short, on net *network ID***Description:** bacp_req got request containing option with insufficient data.

MLP.042**Level:** C-TRACE**Short Syntax:** MLP.042 bacp req rslt: *bacp_rslt*,, opt *bacp_option*,, ln *opt_len*,, nt *network ID***Long Syntax:** MLP.042 bacp req rslt: *bacp_rslt*,, opt *bacp_option*,, ln *opt_len*,, nt *network ID***Description:** Result, so far, of processing one option.

MLP.043**Level:** UE-ERROR**Short Syntax:** MLP.043 lpbk nt *network ID***Long Syntax:** MLP.043 Excessive bacp magic number collisions on nt *network ID***Description:** Excessive magic number collisions while trying to configure link

MLP.044**Level:** UE-ERROR**Short Syntax:** MLP.044 Bd bacp ack id, exp *exp_id*, gt *got_id*,, nt *network ID***Long Syntax:** MLP.044 Bad bacp ack id, exp *exp_id*, got *got_id*,, on nt *network ID***Description:** bacp_ack got config ack with bad id.

MLP.045**Level:** UE-ERROR**Short Syntax:** MLP.045 Bd bacp ack lngth, nt *network ID***Long Syntax:** MLP.045 Bad bacp ack length, on network *network ID***Description:** bacp_ack got config ack with bad length.

MLP.046**Level:** UE-ERROR**Short Syntax:** MLP.046 msmtchd bacp ack, nt *network ID***Long Syntax:** MLP.046 mis-matched data in bacp ack, on network *network ID***Description:** bacp_ack got ack whose data doesn't match our request.

MLP.047**Level:** UE-ERROR**Short Syntax:** MLP.047 Bd bacp nak id, exp *exp_id*, gt *got_id*, nt *network ID***Long Syntax:** MLP.047 Bad BACP nak id, expected *exp_id*, got *got_id*, on network *network ID***Description:** bacp_nak got nak with bad id.

MLP.048**Level:** UE-ERROR**Short Syntax:** MLP.048 Bd bacp nak lngth, nt *network ID***Long Syntax:** MLP.048 Bad BACP nak length, on network *network ID***Description:** bacp_nak got nak with bad length.

MLP.049**Level:** UE-ERROR**Short Syntax:** MLP.049 Bd bacp nak opt *bacp_option*, nt *network ID***Long Syntax:** MLP.049 Bad BACP nak option = *bacp_option*, on network *network ID***Description:** bacp_nak got nak containing out-of-range option.

MLP.050**Level:** UE-ERROR**Short Syntax:** MLP.050 out-ordr bacp nak opt *bacp_option*, nt *network ID***Long Syntax:** MLP.050 Bad BACP nak option = *bacp_option*, on network *network ID***Description:** bacp_nak got nak containing out-of-order option.

MLP.051**Level:** UE-ERROR**Short Syntax:** MLP.051 Bd bacp nak opt *bacp_option*, shrt, nt *network ID***Long Syntax:** MLP.051 Bad BACP nak option = *bacp_option*, data too short, on network *network ID***Description:** bacp_nak got nak containing option with insufficient data.

MLP.052**Level:** UE-ERROR**Short Syntax:** MLP.052 Bd bacp rej id, exp *exp_id*, gt *got_id*, nt *network ID***Long Syntax:** MLP.052 Bad bacp rej id, expected *exp_id*, got *got_id*, on network *network ID***Description:** bacp_ack got config ack with bad id.

MLP.053**Level:** UE-ERROR**Short Syntax:** MLP.053 Bd bacp rej lngth, nt *network ID***Long Syntax:** MLP.053 Bad BACP reject length, on network *network ID***Description:** bacp_rej got reject with bad length.

MLP.054**Level:** UE-ERROR**Short Syntax:** MLP.054 Bd bacp rej opt *bacp_option,,* nt *network ID***Long Syntax:** MLP.054 Bad BACP reject option = *bacp_option,,* on network *network ID***Description:** bacp_rej got reject containing out-of-range option.

MLP.055**Level:** UE-ERROR**Short Syntax:** MLP.055 out-ordr bacp rej opt *bacp_option,,* nt *network ID***Long Syntax:** MLP.055 Bad BACP reject option = *bacp_option,,* on network *network ID***Description:** bacp_rej got reject containing out-of-order option.

MLP.056**Level:** C-INFO**Short Syntax:** MLP.056 MP bundle removed (Nt *net*)**Long Syntax:** MLP.056 MP bundle removed (Nt *net*)**Description:** MP unbundle - all remaining links (if there are any) will be brought down.

MLP.057**Level:** P-TRACE**Short Syntax:** MLP.057 MP Nt *oldnet* SLW XMT shrt?= *short* frg *frag* (*bytes* byt) on nt *net***Long Syntax:** MLP.057 MP Nt *oldnet* SLW XMT shrt?= *short* frg *frag* (*bytes* byt) on nt *net***Description:** MP Slow XMIT. This is used for the BRS n_get transmit path. The parameters are the same as in MLP_21

MLP.058**Level:** UI-ERROR**Short Syntax:** MLP.058 Bad Dial nt *network ID***Long Syntax:** MLP.058 Bad Dialout MP link for nt *network ID***Description:** The Dialout MP link configured is not present or not a Dialout MP only link.**Cause:** Configuration error.**Action:** Configure dial circuit as a Dialout MP only link.

MLP.059**Level:** UE-ERROR**Short Syntax:** MLP.059 ERROR: Fixed link *link* with wrong MP nt *MPnet* - dropping link**Long Syntax:** MLP.059 ERROR: Fixed link *link* with wrong MP nt *MPnet* - dropping link**Description:** link is MP ONLY and found ia bundle which was not the configured bundle**Cause:** Configuration error.

MLP.060**Level:** UE-ERROR**Short Syntax:** MLP.060 ERROR: MaxLinks exceeded MP nt *MPnet* - dropping nt *link***Long Syntax:** MLP.060 ERROR: MaxLinks exceeded MP nt *MPnet* - dropping nt *link***Description:** Max number of links for this bundle was exceeded**Cause:** Configuration error.

MLP.061**Level:** UE-ERROR**Short Syntax:** MLP.061 ERROR: LCP or Auth on nt *link* mismatch w/ MP nt *MPnet* - dropping lnk**Long Syntax:** MLP.061 ERROR: LCP or Auth on nt *link* mismatch w/ MP nt *MPnet* - dropping lnk**Description:** LCP or Authentication negotiations do not match for this link**Cause:** Configuration error.

MLP.062**Level:** UI-ERROR**Short Syntax:** MLP.062 ERROR: link nt *link* not the 1st link in bundle MP nt *MPnet* - dropping lnk**Long Syntax:** MLP.062 ERROR: link nt *link* not the 1st link in bundle MP nt *MPnet* - dropping lnk**Description:** Not the first link for this MP net**Cause:** Configuration error.

MLP.063**Level:** UI-ERROR**Short Syntax:** MLP.063 ERROR: No MP bundle Net to use - dropping nt *link***Long Syntax:** MLP.063 ERROR: No MP bundle Net to use - dropping nt *link***Description:** No MP net to use for this MP session**Cause:** Configuration error.

MLP.064**Level:** UI-ERROR**Short Syntax:** MLP.064 ERROR: Out of MP Buffers on MP nt *MPnet***Long Syntax:** MLP.064 ERROR: Out of MP Buffers on MP nt *MPnet***Description:** No More MP buffers on this MP net**Cause:** Need more memory

MLP.065**Level:** UI-ERROR**Short Syntax:** MLP.065 ERROR: mp_netostart is performed on a non-MP net *MPnet***Long Syntax:** MLP.065 ERROR: mp_netostart is performed on a non-MP net *MPnet***Description:** mp_netostart (BRS) is performed on a non-MP net**Cause:** Configuration error.

MLP.066**Level:** C-INFO**Short Syntax:** MLP.066 >>>>>> mp_init_prvq nt *MPnet* w/ *numbuffs* bufs, *numbytes* bytes!**Long Syntax:** MLP.066 >>>>>> mp_init_prvq nt *MPnet* w/ *numbuffs* bufs, *numbytes* bytes!**Description:** MP initialization

MLP.067**Level:** C-INFO**Short Syntax:** MLP.067 mp_slftst : net = *MPnet***Long Syntax:** MLP.067 mp_slftst : net = *MPnet***Description:** MP self test

MLP.068**Level:** C-INFO**Short Syntax:** MLP.068 >>>>>> performing n_up for DOD nt *MPnet***Long Syntax:** MLP.068 >>>>>> performing n_up for DOD nt *MPnet***Description:** Normal MP self test for Dial-On-Demand MP net.

MLP.069**Level:** C-INFO**Short Syntax:** MLP.069 >>>>>> performing n_down for FIXED INBOUND nt *MPnet***Long Syntax:** MLP.069 >>>>>> performing n_down for FIXED INBOUND nt *MPnet***Description:** Normal MP self test for fixed inbound MP circuit.

MLP.070**Level:** UI-ERROR**Short Syntax:** MLP.070 MP self test nt *MPnet* - bad state**Long Syntax:** MLP.070 MP self test nt *MPnet* - bad state**Description:** Bad MP self test

MLP.071**Level:** C-INFO**Short Syntax:** MLP.071 >>>>>> performing n_down since NETDOWN nt *MPnet***Long Syntax:** MLP.071 >>>>>> performing n_down since NETDOWN nt *MPnet***Description:** MP self test - Base net is still in NETDOWN state.

MLP.072**Level:** C-INFO**Short Syntax:** MLP.072 >>>>>> performing n_up for DOD nt *MPnet***Long Syntax:** MLP.072 >>>>>> performing n_up for DOD nt *MPnet***Description:** Normal MP self test for Dial-On-Demand MP net.

MLP.073**Level:** C-INFO**Short Syntax:** MLP.073 >>>>>> performing n_down for FIXED INBOUND nt *MPnet***Long Syntax:** MLP.073 >>>>>> performing n_down for FIXED INBOUND nt *MPnet***Description:** Normal MP self test for fixed inbound MP circuit.

MLP.074**Level:** C-INFO**Short Syntax:** MLP.074 >>>>>> performing n_down since callout failure nt *MPnet***Long Syntax:** MLP.074 >>>>>> performing n_down since callout failure nt *MPnet***Description:** MP self test - dial-circuit callour failed will try again

MLP.075**Level:** C-INFO**Short Syntax:** MLP.075 >>>>>> performing n_down bad link state and not calling nt *MPnet***Long Syntax:** MLP.075 >>>>>> performing n_down bad link state and not calling nt *MPnet***Description:** dial-circuit net seems to be in wierd state

MLP.076**Level:** C-TRACE**Short Syntax:** MLP.076 Idle timer expired MP nt *MPnet* - MP circuit down**Long Syntax:** MLP.076 Idle timer expired MP nt *MPnet* - MP circuit down**Description:** MP maintenance - idle timer expired for Dial-On-Demand MP circuit.

MLP.077**Level:** CI-ERROR**Short Syntax:** MLP.077 BAP: NO Available Phone Number**Long Syntax:** MLP.077 BAP: NO Available Phone Number**Description:** BAP Can't pass a phone number - there are none to get. Either a resource condition or one (or more dial-circuits) have not yet reset themselves from a previous action.

MLP.078**Level:** UE-ERROR**Short Syntax:** MLP.078 BAP: unknown PHONE DELTA sub option**Long Syntax:** MLP.078 BAP: unknown PHONE DELTA sub option**Description:** unknown PHONE DELTA sub option

MLP.079**Level:** UE-ERROR**Short Syntax:** MLP.079 BAP: unknown BAP option *option***Long Syntax:** MLP.079 BAP: unknown BAP option *option***Description:** unknown BAP option

MLP.080**Level:** UE-ERROR**Short Syntax:** MLP.080 BAP: FAILED BAP NEGOTIATIONS nt *MPnet***Long Syntax:** MLP.080 BAP: FAILED BAP NEGOTIATIONS nt *MPnet***Description:** Failed BAP negotiations - LINK TYPE OR PHONE DELTA NOT SUPPLIED

MLP.081**Level:** C-TRACE**Short Syntax:** MLP.081 BAP: Place call..tmp_addr= *temp*, dst_addr= *dst***Long Syntax:** MLP.081 BAP: Place call..tmp_addr= *temp*, dst_addr= *dst***Description:** call placed - tmp_addrs will be used to place the call.

MLP.082**Level:** C-TRACE**Short Syntax:** MLP.082 BACP OPEN nt *MPnet*: fav= *favpeer* (0=N,1=Y) loc= *local*,rem=*remote***Long Syntax:** MLP.082 BACP OPEN nt *MPnet*: fav= *favpeer* (0=N,1=Y) loc= *local*,rem=*remote***Description:** BACP opened for MP net - displayed are the favored peer values.

MLP.083**Level:** UE-ERROR**Short Syntax:** MLP.083 ERROR: Unknown BAP pkt type *type***Long Syntax:** MLP.083 ERROR: Unknown BAP pkt type *type***Description:** Received unknown BAP packet type

MLP.084**Level:** UI-ERROR**Short Syntax:** MLP.084 BAP: Unable to drop MP lnk from MP nt *MPnet***Long Syntax:** MLP.084 BAP: Unable to drop MP lnk from MP nt *MPnet***Description:** Link drop timeout period elapsed before link could be brought down

MLP.085**Level:** UE-ERROR**Short Syntax:** MLP.085 ERROR: No MP on static MP Link nt *linkNet***Long Syntax:** MLP.085 ERROR: No MP on static MP Link nt *linkNet***Description:** MRRU was not negotiated successfully on a MP ONLY link

MLP.086**Level:** UE-ERROR**Short Syntax:** MLP.086 ERROR: bad Endpt Disc on static MP Lnk nt *linkNet***Long Syntax:** MLP.086 ERROR: bad Endpt Disc on static MP Lnk nt *linkNet***Description:** Endpoint Discriminator on an MP ONLY link was different than the bundle

MLP.087**Level:** UE-ERROR**Short Syntax:** MLP.087 ERROR: nt *linkNet* parameter mismatch with MP bundle**Long Syntax:** MLP.087 ERROR: nt *linkNet* parameter mismatch with MP bundle**Description:** link d not negotiate same parameters as the MP bundle

MLP.088**Level:** UE-ERROR**Short Syntax:** MLP.088 ERROR: nt *linkNet* did not neg lnk disc on MP nt *MPnet* -BAP**Long Syntax:** MLP.088 ERROR: nt *linkNet* did not neg lnk disc on MP nt *MPnet* -BAP**Description:** link net did not negotiate link discriminator for bundle running BAP

MLP.089**Level:** UE-ERROR**Short Syntax:** MLP.089 ERROR: nt *MPnet* rcv BAP packet in bapCLOSED state**Long Syntax:** MLP.089 ERROR: nt *MPnet* rcv BAP packet in bapCLOSED state**Description:** BAP packet was received on a circuit not running BAP

MLP.090

Level: UE-ERROR

Short Syntax: MLP.090 ERROR: nt *MPnet* rcvd a BACP pkt in CLOSED state

Long Syntax: MLP.090 ERROR: nt *MPnet* rcvd a BACP pkt in CLOSED state

Description: BACP packet received in closed state

MLP.091

Level: UI-ERROR

Short Syntax: MLP.091 ERROR: BRS enabled on an MP slave net *linkNet*

Long Syntax: MLP.091 ERROR: BRS enabled on an MP slave net *linkNet*

Description: BRS enabled on an MP link net - packet will be dropped

MLP.092

Level: C-INFO

Short Syntax: MLP.092 BAP: no subaddress found

Long Syntax: MLP.092 BAP: no subaddress found

Description: BAP: no subaddress found - not going to pass one. This is probably because multiport is not supported or is not currently being used.

MLP.093

Level: C-INFO

Short Syntax: MLP.093 BAP - Our Available subaddress is *subAddr*

Long Syntax: MLP.093 BAP - Our Available subaddress is *subAddr*

Description: Found a subaddress and will pass it in our BAP call-response or BAP callback-request.

MLP.094

Level: UI-ERROR

Short Syntax: MLP.094 WARNING: nt *link* already added to MP nt *MPnet* - continuing

Long Syntax: MLP.094 WARNING: nt *link* already added to MP nt *MPnet* - continuing

Description: pppblk already was added to MP net - we will proceed

Cause: Probably dropped packet.

MPC Channel Network Interface (MPC)

This chapter describes MPC Channel Network Interface (MPC) messages. For information on message content and how to use the message, refer to the Introduction.

MPC.001

Level: UE-ERROR

Short Syntax: MPC.001 *file(line)*: No IORB allocated (nt *network*)

Long Syntax: MPC.001 *file(line)*: No IORB could be allocated (network *network*)

Description: MPC+ processing required an IORB that could not be obtained.

MPC.002

Level: P-TRACE

Short Syntax: MPC.002 *file(line)*: netfout did not send data frame (nt *network*)

Long Syntax: MPC.002 *file(line)*: netfout did not send out data frame (network *network*)

Description: The MPC+ Net Handler did a netfout that failed to send the frame out.

MPC.003

Level: UE-ERROR

Short Syntax: MPC.003 *file(line)*: PDU invalid (nt *network*)

Long Syntax: MPC.003 *file(line)*: PDU received was invalid (network *network*)

Description: The MPC+ PDU was invalid.

Cause: The MPC+ Net Handler did not like the PDU that was received over the channel.

Action: Contact Software Support.

MPC.004

Level: C-TRACE

Short Syntax: MPC.004 *file(line)*: input *fsminput* curr stte *curr_state* new stte *new_state* actn *action* (nt *network*)

Long Syntax: MPC.004 *file(line)*: input *fsminput* current state *curr_state* new state *new_state* action *action* (network *network*)

Description: Show the inputs to the MPC+ FSM that is given in the message.

MPC.005

Level: UE-ERROR

Short Syntax: MPC.005 *file(line)*: SDU (*rtype_string*) invalid (nt *network*)

Long Syntax: MPC.005 *file(line)*: SDU (*rtype_string*) was invalid (network *network*)

Description: The MPC+ SDU was invalid.

Cause: The MPC+ Net Handler did not like the SDU in the PDU that was received over the channel.

Action: Contact Software Support.

MPC.006**Level:** UE-ERROR**Short Syntax:** MPC.006 *file(line): no cbtype_string* CB available (nt *network*)**Long Syntax:** MPC.006 *file(line): no cbtype_string* control block available (network *network*)**Description:** Storage for a control block or its resources (i.e. IORBs) was not able to be obtained for MPC+ Net Handler.

MPC.007**Level:** UE-ERROR**Short Syntax:** MPC.007 *file(line): conntype_string_* equal user data (nt *network*)**Long Syntax:** MPC.007 *file(line): conntype_string_* Virtual Circuit user data was equal (network *network*)**Description:** The user_data on the virtual circuit was the same.**Cause:** Both VTAM and the MPC+ Net Handler picked the same user data.**Action:** If the connection type is CM, then try to bring up the MPC+ Group again. Hopefully, the random number in the user data will be different the next time.**Action:** If the User connection, then try to modify the user data. Note-APPN connections use the control point names.

MPC.008**Level:** UE-ERROR**Short Syntax:** MPC.008 *file(line): cbtype_string* CB was not found for *cmdtype_string* (nt *network*)**Long Syntax:** MPC.008 *file(line): cbtype_string* control block could not be located for *cmdtype_string* (network *network*)**Description:** The MPC+ control block for the command (primitive/SDU) could not be located.**Cause:** The control block was already freed because the resources have come down.**Action:** Typically, No action is required.

MPC.009**Level:** U-INFO**Short Syntax:** MPC.009 *file(line): fsmtype_string* FSM invalid, input = *input* state = *state* (nt *network*)**Long Syntax:** MPC.009 *file(line): fsmtype_string* FSM had invalid input, input = *input* state = *state* (network *network*)**Description:** One the the MPC+ FSMs received an input that should not occur in the current state.**Action:** Typically, No action is required. If the problem persists, contact Software Support.

MPC.010

Level: UE-ERROR

Short Syntax: MPC.010 *file(line)*: Primitive (*primetype_string*) invalid (nt *network*)

Long Syntax: MPC.010 *file(line)*: Primitive (*primetype_string*) was invalid (network *network*)

Description: The MPC+ primitive was invalid.

Cause: The MPC+ Net Handler did not like the primitive it received from other processing in the box.

Action: Contact Software Support.

MPC.011

Level: C-INFO

Short Syntax: MPC.011 *file(line)*: Primitive (*primetype_string*) was a dup (nt *network*)

Long Syntax: MPC.011 *file(line)*: Primitive (*primetype_string*) was a duplicate (network *network*)

Description: The MPC+ primitive was for a resource that was already active or in the process of becoming active.

Action: Typically, No action is required. If the problem persists, contact Software Support.

MPC.012

Level: P-TRACE

Short Syntax: MPC.012 *file(line)*: *conntype_string* conn congested (nt *network*)

Long Syntax: MPC.012 *file(line)*: *conntype_string* connection is congested (network *network*)

Description: The connection that the MPC+ PDU was received over was congested so the PDU was discarded.

Action: Typically, No action is required. If the problem persists, contact Software Support.

MPC.013

Level: UI-ERROR

Short Syntax: MPC.013 *file(line)*: cmd (*commtype_string*) was un supp (nt *network*)

Long Syntax: MPC.013 *file(line)*: command (*commtype_string*) was unsupported (network *network*)

Description: The command from the Device Driver was unsupported.

Action: Contact Software Support.

MPC.014

Level: UI-ERROR

Short Syntax: MPC.014 *file(line)*: no support for *routine_string* (nt *network*)

Long Syntax: MPC.014 *file(line)*: no support for *routine_string* (network *network*)

Description: A routine for the MPC+ Net Handler was invoked that is not supported.

Action: Contact Software Support.

MPC.015**Level:** C-INFO**Short Syntax:** MPC.015 *file(line)*: subchnnl (*local_sc_num*) not expectng *cmd_string* cmd (nt *network*)**Long Syntax:** MPC.015 *file(line)*: local subchannel (*local_sc_num*) not expecting *cmd_string* command in current state (*network network*)**Description:** An MPC+ subchannel received a command that was not expected in its current state. The command was ignored**Cause:** VTAM resent the command that was already processed for the subchannel.**Action:** Typically, No action is required. If the problem persists, contact Software Support.

MPC.016**Level:** UI-ERROR**Short Syntax:** MPC.016 *file(line)*: timer (*timer_string*) popped when not running (nt *network*)**Long Syntax:** MPC.016 *file(line)*: timer (*timer_string*) popped when it was not currently running (*network network*)**Description:** An MPC+ timer was running when the processing did not think it was running.**Action:** Contact Software Support.

MPC.017**Level:** UE-ERROR**Short Syntax:** MPC.017 *file(line)*: XID2(*xid2_type*) failed validation (nt *network*)**Long Syntax:** MPC.017 *file(line)*: XID2(*xid2_type*) failed was validation (*network network*)**Description:** The MPC+ XID2 received failed its validation checks and will be consider bad.**Cause:** The random numbers in the XID2 exchange were the same in the MPC+ Net Handler and VTAM.**Action:** Try to bring up the MPC Group again. Hopefully, different random number will be exchanged the next time.

MPC.018**Level:** C-INFO**Short Syntax:** MPC.018 *file(line)*: dup. PDU was received (nt *network*)**Long Syntax:** MPC.018 *file(line)*: A duplicate PDU was received (*network network*)**Description:** The MPC+ Sequence Manager discarded a duplicate PDU that was received.**Action:** No action is required.

MPC.019**Level:** UI-ERROR**Short Syntax:** MPC.019 *file(line)*: *conn_string* connection cleaned up by Seq. Manager (nt *network*)**Long Syntax:** MPC.019 *file(line)*: *conn_string* connection was cleaned up by Sequence Manager (*network network*)**Description:** The MPC+ Sequence Manager cleaned up the connection because of sequencing or acknowledgement problems.

Cause: Data got out of sequence and was not able to recover.

Action: The connections should come back and recover. If the problem continues to happen, then check that the sequence timer value for the connection is not too low. Increase the sequence timer value for the connection if it may be too low. The problem could have been due to delays in traffic that the sequence timer value was not high enough.

Cause: Data was not being acknowledged from VTAM in a timely matter.

Action: If data was still flowing, then may need to modify the sequence timer value for the connection.

MPC.020

Level: P-TRACE

Short Syntax: MPC.020 *file(line)*: MPC+ *command_string* to base channel (nt *network*)

Long Syntax: MPC.020 *file(line)*: MPC+ *command_string* sent to base channel (network *network*)

Description: The MPC+ Net Handler sent an MPC command or data to the base channel Net Handler.

MPC.021

Level: P-TRACE

Short Syntax: MPC.021 *file(line)*: MPC+ *command_string* from base channel (nt *network*)

Long Syntax: MPC.021 *file(line)*: MPC+ *command_string* received from base channel (network *network*)

Description: The MPC+ Net Handler received an MPC command or data from the base channel Net Handler.

MPC.022

Level: UE-ERROR

Short Syntax: MPC.022 *file(line)*: *ru_string* invalid. *err_string*: 0x *err_data* (nt *network*)

Long Syntax: MPC.022 *file(line)*: *ru_string* validation failed. *err_string*: 0x *err_data* (network *network*)

Description: Configuration type parameters failed validation.

Cause: Invalid data configured at this end or received from the other end

Action: Fix configuration.

MPC.023

Level: ALWAYS

Short Syntax: MPC.023 *file(line)*: Disabled Net(*rea_string*). *err_string*: 0x *err_data* (nt *network*)

Long Syntax: MPC.023 *file(line)*: Error: Disabled Network Interface (*rea_string*). *err_string*: 0x *err_data* (network *network*)

Description: Net Handler Interface disabled due to serious error

Cause: Storage allocation failure

Action: There is not currently enough storage for the configured resources. Storage may become available. To attempt to bring back up the interface, issue test from the operator console.

Cause: Attempt by invalid protocol to use interface

Action: Probably a software error, check the configuration. If ok, contact customer service.

MPC.024**Level:** C-INFO**Short Syntax:** MPC.024 *file(line)*: MPC+ nt *network* set to IP *IP_address***Long Syntax:** MPC.024 *file(line)*: MPC+ network *network* set to IP address *IP_address***Description:** The MPC+ Net Handler has been set to an IP address.

MPC.025**Level:** P-TRACE**Short Syntax:** MPC.025 *file(line)*: MPC+ user data to base channel (nt *network*)**Long Syntax:** MPC.025 *file(line)*: MPC+ user data sent to base channel (network *network*)**Description:** The MPC+ Net Handler sent user data to the base channel Net Handler.

MPC.026**Level:** P-TRACE**Short Syntax:** MPC.026 *file(line)*: MPC+ user data from base channel (nt *network*)**Long Syntax:** MPC.026 *file(line)*: MPC+ user data received from base channel (network *network*)**Description:** The MPC+ Net Handler received user data from the base channel Net Handler.

MPC.027**Level:** UE-ERROR**Short Syntax:** MPC.027 *file(line)*: Wrong protocol(*protocol1_string*) tried to use *protocol2_string* Exclusive Use MPC+ Group (nt *network*)**Long Syntax:** MPC.027 *file(line)*: Wrong protocol(*protocol1_string*) tried to use *protocol2_string* Exclusive Use MPC+ Group (network *network*)**Description:** The MPC+ Group can not be used by the requesting protocol based on the configuration.**Action:** Double check that configuration (Exclusive Use Enable) was correct.

MPC.028**Level:** UE-ERROR**Short Syntax:** MPC.028 *file(line)*: *protocol1_string* Exclusive Use MPC+ Group already in use by *protocol2_string* (nt *network*)**Long Syntax:** MPC.028 *file(line)*: *protocol1_string* Exclusive Use MPC+ Group already in use by *protocol2_string* (network *network*)**Description:** The MPC+ Group can not be used by the requesting protocol based on the configuration and the fact that another instance of the protocol is using it.**Action:** Double check that configuration (Exclusive Use Enable) was correct.

MPC.029

Level: UE-ERROR

Short Syntax: MPC.029 *file(line)*: Subchannel (0x *subnum*) READ or WRITE on both sides (nt *network*)

Long Syntax: MPC.029 *file(line)*: Subchannel (0x *subnum*) is coded READ or coded WRITE on both sides (network *network*)

Description: The Subchannel list is either coded as READ on both sides of the channel or coded a WRITE on both sides of the channel.

Action: Double check that configuration (READ vs WRITE) was correct.

MPC.030

Level: UE-ERROR

Short Syntax: MPC.030 *file(line)*: *cmdtype_string* was received for SC 0x *subnum* which is not part of this Net (nt *network*)

Long Syntax: MPC.030 *file(line)*: *cmdtype_string* was received for subchannel 0x *subnum* which is not part of this MPC+ NET (network *network*)

Description: The Command listed was received for Subchannel that is not part of the Net handler

Action: Contact Software Support.

MPC.031

Level: C-INFO

Short Syntax: MPC.031 *file(line)*: MPC+ nt *network* protocol down for protocol *prtcl*

Long Syntax: MPC.031 *file(line)*: MPC+ network *network* protocol down for protocol *prtcl*

Description: The MPC+ Net Handler has receive a protocol down.

MPC.032

Level: C-INFO

Short Syntax: MPC.032 *file(line)*: cmd (*commtype_string*) was discarded - net is disabled (nt *network*)

Long Syntax: MPC.032 *file(line)*: command (*commtype_string*) was discarded - net is disabled (network *network*)

Description: The command was discarded because the net was disabled.

Action: Contact Software Support.

MPC.033

Level: UI-ERROR

Short Syntax: MPC.033 *file(line)*: MPC+ discarded *protocolid_string* IORB due to no data (nt *network*)

Long Syntax: MPC.033 *file(line)*: MPC+ discarded *protocolid_string* IORB due to no data (network *network*)

Description: The IORB was discarded because it did not contain any data.

Action: Contact Software Support.

MPC.034

Level: CE-ERROR

Short Syntax: MPC.034 *file(line): protocol_string* tried to use a non-Exclusive Use MPC+ Group (nt *network*)

Long Syntax: MPC.034 *file(line): protocol_string* tried to use a non-Exclusive Use MPC+ Group (*network network*)

Description: The MPC+ Group can not be used by the requesting protocol based on the configuration. This may not be an error. Some Host users (e.g. TCP/IP) may deliberately send down requests for multiple MPC protocols and do not expect them all to succeed.

Action: Double check that configuration (Exclusive Use Enable) was correct.

Panic mpcnomem

Short Syntax: mpcnomem: MPC+ Net Handler no memory

Description: An MPC+ Net Handler cannot allocate memory for control block(s).

Action: Contact customer service.

Panic mpcnsram

Short Syntax: mpcnsram: MPC+ channel SRAM not found

Description: The SRAM record for an MPC+ channel Net handler could not be found.

Action: Contact customer service.

Panic mpcnosub

Short Syntax: mpcnosub: subch not found

Description: The requested logical path and device address was not found in the channel handler subchannel table.

Action: Contact customer service.

Multicast Extensions to OSPF (MSPF)

This chapter describes Multicast Extensions to OSPF (MSPF) messages. For information on message content and how to use the message, refer to the Introduction.

MSPF.001

Level: UI-ERROR

Short Syntax: MSPF.001 No buf for IGMP poll, ifc *OSPF_interface*

Long Syntax: MSPF.001 No buffer to send IGMP Host Membership Query on interface *OSPF_interface*

Description: An IGMP Host Membership Query could not be sent out the specified interface, due to buffer shortages. No attempt will be made to send another one until the next poll interval elapses.

Cause: Not enough memory to support this configuration and traffic.

Action: Check memory statistics in GWCON to verify packet buffer level. Upgrade for more memory, or disable unnecessary forwarders/protocols or get more memory.

MSPF.002

Level: UI-ERROR

Short Syntax: MSPF.002 IGMP poll fails, ifc *OSPF_interface* rsn *failure_code*

Long Syntax: MSPF.002 Can't send IGMP Host Membership Query on interface *OSPF_interface* reason: *failure_code*

Description: An IGMP Host Membership Query could not be sent out the specified interface, due to the specified reason. No attempt will be made to send another one until the next poll interval elapses.

Cause: The net handler for the interface identified failed to send the poll for the reason (code) indicated.

Action: Check the reason code issued with this message, and correct the problem.

MSPF.003

Level: P-TRACE

Short Syntax: MSPF.003 Rcvd IGMP Report *IP_source* -> *IP_destination*, nt *network ID*

Long Syntax: MSPF.003 Received IGMP Host Membership Report *IP_source* -> *IP_destination*, net *network ID*

Description: An IGMP Host Membership Report has been received on the specified interface.

MSPF.004

Level: U-TRACE

Short Syntax: MSPF.004 No ifc for IGMP *IP_source* -> *IP_destination*, nt *network ID*

Long Syntax: MSPF.004 No matching interface for received IGMP, *IP_source* -> *IP_destination* net *network ID*

Description: An IGMP message has been received on an interface having no attached multicast-enabled OSPF interfaces. The IGMP message is discarded.

MSPF.005**Level:** UE-ERROR**Short Syntax:** MSPF.005 Bad IGMP xsum *IP_source* -> *IP_destination*, nt *network ID***Long Syntax:** MSPF.005 Received bad IGMP checksum, *IP_source* -> *IP_destination* net *network ID***Description:** An IGMP message has been received having a bad IGMP checksum. The message is discarded.

MSPF.006**Level:** U-TRACE**Short Syntax:** MSPF.006 Bad IGMP type *IP_source* -> *IP_destination*, nt *network ID***Long Syntax:** MSPF.006 Received bad IGMP type, *IP_source* -> *IP_destination* net *network ID***Description:** An IGMP message has been received having an unrecognized type field. This may be a DVMRP packet. The message is discarded.

MSPF.007**Level:** UE-ERROR**Short Syntax:** MSPF.007 Unexp IGMP Query *IP_source* -> *IP_destination*, nt *network ID***Long Syntax:** MSPF.007 Unexpected IGMP Host Membership Query, *IP_source* -> *IP_destination* net *network ID***Description:** An IGMP Host Membership Query has been received on an interface where the receiving router itself is sending Host Membership Queries (i.e., the router itself is the Designated Router). This is unexpected. Host Membership Queries are ignored in any case.

MSPF.008**Level:** P-TRACE**Short Syntax:** MSPF.008 Rcvd IGMP Query *IP_source* -> *IP_destination*, nt *network ID***Long Syntax:** MSPF.008 Received IGMP Host Membership Query, *IP_source* -> *IP_destination* net *network ID***Description:** An IGMP Host Membership Query has been received. These are ignored by MOSPF routers.

MSPF.009**Level:** P-TRACE**Short Syntax:** MSPF.009 Rcvd dgram *IP_source* -> *IP_destination*, from *receiving_interface***Long Syntax:** MSPF.009 Received IP multicast datagram, *IP_source* -> *IP_destination*, from *receiving_interface***Description:** An IP datagram has been received that has a class D address, indicating IP multicast. An attempt will be made to forward the datagram.

MSPF.010**Level:** P-TRACE**Short Syntax:** MSPF.010 Fwr dgram *IP_source* -> *IP_destination*, nt *network ID***Long Syntax:** MSPF.010 Forwarded IP multicast datagram, *IP_source* -> *IP_destination*, net *network ID***Description:** An IP datagram has been forwarded out the specified interface as a data-link multicast.

MSPF.011**Level:** P-TRACE**Short Syntax:** MSPF.011 Fwr dgram *IP_source* -> *IP_destination*, nbr *IP_gw_address***Long Syntax:** MSPF.011 Forwarded IP multicast datagram, *IP_source* -> *IP_destination*, neighbor *IP_gw_address***Description:** An IP datagram has been forwarded to a specific neighbor, as a data-link unicast.

MSPF.012**Level:** P-TRACE**Short Syntax:** MSPF.012 Local delivery, *IP_source* -> *IP_destination***Long Syntax:** MSPF.012 Local delivery of multicast datagram, *IP_source* -> *IP_destination***Description:** An IP datagram has been delivered to one of the router's internal applications.

MSPF.013**Level:** UE-ERROR**Short Syntax:** MSPF.013 Bad IP option, *IP_source* -> *IP_destination***Long Syntax:** MSPF.013 Multicast datagram discarded due to bad option, *IP_source* -> *IP_destination***Description:** An IP multicast datagram has been received, containing a bad IP option (misformatted or inappropriate for multicast). The datagram is discarded w/o returning an ICMP message.

MSPF.014**Level:** UE-ERROR**Short Syntax:** MSPF.014 Can't fwd *IP_source* -> *IP_destination*, rsn: *reason***Long Syntax:** MSPF.014 Can't forward multicast *IP_source* -> *IP_destination*, due to reason : *reason***Description:** An IP multicast datagram has not been forwarded, due to the specified reason.

MSPF.015

Level: P-TRACE

Short Syntax: MSPF.015 Lcl orig *IP_source* -> *IP_destination*

Long Syntax: MSPF.015 Locally originated multicast, *IP_source* -> *IP_destination*

Description: An IP datagram has been originated by one of the router's internal applications; an attempt is being made to forward it. Such datagrams are always forwarded out the interface associated with the packet source (if any), regardless of any other forwarding decision.

MSPF.016

Level: UI-ERROR

Short Syntax: MSPF.016 MARS Local Join failed, ifc *OSPF_interface* rsn *failure_code*

Long Syntax: MSPF.016 Request to send MARS Join on interface *OSPF_interface* failed with reason code: *failure_code*

Description: An MARS Local Join Request could not be sent out the specified interface, due to the specified reason.

Cause: The MARS Client for the interface identified failed to send the request for the reason (code) indicated.

Action: Check the reason code issued with this message, and correct the problem.

MSPF.017

Level: UI-ERROR

Short Syntax: MSPF.017 MARS Local Leave failed, ifc *OSPF_interface* rsn *failure_code*

Long Syntax: MSPF.017 Request to send MARS Leave on interface *OSPF_interface* failed with reason code: *failure_code*

Description: An MARS Local Leave Request could not be sent out the specified interface, due to the specified reason.

Cause: The MARS Client for the interface identified failed to send the request for the reason (code) indicated.

Action: Check the reason code issued with this message, and correct the problem.

NetBIOS Support Subsystem (NBS)

This chapter describes NetBIOS Support Subsystem (NBS) messages. For information on message content and how to use the message, refer to the Introduction.

NBS.001

Level: C-INFO

Short Syntax: NBS.001 *instance_str*NetBIOS Add_Name_Query received from bridge for source_nbname(source_macaddr)-> dest_nbname(dest_macaddr)

Long Syntax: NBS.001 *instance_str*NetBIOS Add_Name_Query received from bridge for source name(MAC) source_nbname(source_macaddr) -> target name(MAC) dest_nbname(dest_macaddr)

Description: The NetBIOS software received a NetBIOS Add_Name_Query frame from the bridged network.

NBS.002

Level: C-INFO

Short Syntax: NBS.002 *instance_str*NetBIOS Add_Group_Name_Query received from bridge for source_nbname(source_macaddr)-> dest_nbname(dest_macaddr)

Long Syntax: NBS.002 *instance_str*NetBIOS Add_Group_Name_Query received from bridge for source name(MAC) source_nbname(source_macaddr) -> target name(MAC) dest_nbname(dest_macaddr)

Description: The NetBIOS software received a NetBIOS Add_Group_Name_Query frame from the bridged network.

NBS.003

Level: C-INFO

Short Syntax: NBS.003 *instance_str*NetBIOS Add_Name_Response received from bridge for source_nbname(source_macaddr)-> dest_nbname(dest_macaddr)

Long Syntax: NBS.003 *instance_str*NetBIOS Add_Name_Response received from bridge for source name(MAC) source_nbname(source_macaddr) -> target name(MAC) dest_nbname(dest_macaddr)

Description: The NetBIOS software received a NetBIOS Add_Name_Response frame from the bridged network.

NBS.004

Level: C-INFO

Short Syntax: NBS.004 *instance_str*NetBIOS Name_Query received from bridge for source_nbname(source_macaddr)-> dest_nbname(dest_macaddr)

Long Syntax: NBS.004 *instance_str*NetBIOS Name_Query received from bridge for source name(MAC) source_nbname(source_macaddr) -> target name(MAC) dest_nbname(dest_macaddr)

Description: The NetBIOS software received a NetBIOS Name_Query frame from the bridged network.

NBS.005**Level:** C-INFO**Short Syntax:** NBS.005 *instance_str*NetBIOS Name_Recognized received from bridge for *source_nbname(source_macaddr)-> dest_nbname(dest_macaddr)***Long Syntax:** NBS.005 *instance_str*NetBIOS Name_Recognized received from bridge for source name(MAC) *source_nbname(source_macaddr) -> target name(MAC) dest_nbname(dest_macaddr)***Description:** The NetBIOS software received a NetBIOS Name_Recognized frame from the bridged network.

NBS.006**Level:** C-INFO**Short Syntax:** NBS.006 *instance_str*NetBIOS Name_In_Conflict received from bridge for *source_nbname(source_macaddr)-> dest_nbname(dest_macaddr)***Long Syntax:** NBS.006 *instance_str*NetBIOS Name_In_Conflict received from bridge for source name(MAC) *source_nbname(source_macaddr) -> target name(MAC) dest_nbname(dest_macaddr)***Description:** The NetBIOS software received a NetBIOS Name_In_Conflict frame from the bridged network.

NBS.007**Level:** C-INFO**Short Syntax:** NBS.007 *instance_str*NetBIOS Status_Query received from bridge for *source_nbname(source_macaddr)-> dest_nbname(dest_macaddr)***Long Syntax:** NBS.007 *instance_str*NetBIOS Status_Query received from bridge for source name(MAC) *source_nbname(source_macaddr) -> target name(MAC) dest_nbname(dest_macaddr)***Description:** The NetBIOS software received a NetBIOS Status_Query frame from the bridged network.

NBS.008**Level:** C-INFO**Short Syntax:** NBS.008 *instance_str*NetBIOS Status_Response received from bridge for *source_nbname(source_macaddr)-> dest_nbname(dest_macaddr)***Long Syntax:** NBS.008 *instance_str*NetBIOS Status_Response received from bridge for source name(MAC) *source_nbname(source_macaddr) -> target name(MAC) dest_nbname(dest_macaddr)***Description:** The NetBIOS software received a NetBIOS Status_Response frame from the bridged network.

NBS.009**Level:** C-INFO**Short Syntax:** NBS.009 *instance_str*NetBIOS Datagram received from bridge for *source_nbname(source_macaddr)-> dest_nbname(dest_macaddr)***Long Syntax:** NBS.009 *instance_str*NetBIOS Datagram received from bridge for source name(MAC) *source_nbname(source_macaddr) -> target name(MAC) dest_nbname(dest_macaddr)***Description:** The NetBIOS software received a NetBIOS Datagram frame from the bridged network.

NBS.010**Level:** C-INFO**Short Syntax:** NBS.010 *instance_str*NetBIOS Datagram_Broadcast received from bridge for *source_nbname(source_macaddr)-> dest_nbname(dest_macaddr)***Long Syntax:** NBS.010 *instance_str*NetBIOS Datagram_Broadcast received from bridge for source name(MAC) *source_nbname(source_macaddr) -> target name(MAC) dest_nbname(dest_macaddr)***Description:** The NetBIOS software received a NetBIOS Datagram_Broadcast frame from the bridged network.

NBS.011**Level:** C-INFO**Short Syntax:** NBS.011 *instance_str*NetBIOS Terminate_Trace_07 received from bridge for *source_nbname(source_macaddr)-> dest_nbname(dest_macaddr)***Long Syntax:** NBS.011 *instance_str*NetBIOS Terminate_Trace_07 received from bridge for source name(MAC) *source_nbname(source_macaddr) -> target name(MAC) dest_nbname(dest_macaddr)***Description:** The NetBIOS software received a NetBIOS Terminate_Trace_07 frame from the bridged network.

NBS.012**Level:** C-INFO**Short Syntax:** NBS.012 *instance_str*NetBIOS Terminate_Trace_13 received from bridge for *source_nbname(source_macaddr)-> dest_nbname(dest_macaddr)***Long Syntax:** NBS.012 *instance_str*NetBIOS Terminate_Trace_13 received from bridge for source name(MAC) *source_nbname(source_macaddr) -> target name(MAC) dest_nbname(dest_macaddr)***Description:** The NetBIOS software received a NetBIOS Terminate_Trace_13 frame from the bridged network.

NBS.013**Level:** C-INFO**Short Syntax:** NBS.013 *instance_str*Unrecognized NetBIOS frame received from bridge for *source_nbname(source_macaddr)-> dest_nbname(dest_macaddr)***Long Syntax:** NBS.013 *instance_str*Unrecognized NetBIOS frame received from bridge for source name(MAC) *source_nbname(source_macaddr) -> target name(MAC) dest_nbname(dest_macaddr)***Description:** The NetBIOS software received an unrecognized NetBIOS frame from the bridged network.

NBS.014**Level:** C-INFO**Short Syntax:** NBS.014 *instance_str*NetBIOS Add_Name_Query received from dlsW for *source_nbname(source_macaddr)-> dest_nbname(dest_macaddr)***Long Syntax:** NBS.014 *instance_str*NetBIOS Add_Name_Query received from dlsW for source name(MAC) *source_nbname(source_macaddr) -> target name(MAC) dest_nbname(dest_macaddr)***Description:** The NetBIOS software received a NetBIOS Add_Name_Query frame from the DLSw network.

NBS.015**Level:** C-INFO**Short Syntax:** NBS.015 *instance_str*NetBIOS Add_Group_Name_Query received from dlsw for *source_nbname(source_macaddr)-> dest_nbname(dest_macaddr)***Long Syntax:** NBS.015 *instance_str*NetBIOS Add_Group_Name_Query received from dlsw for source name(MAC) *source_nbname(source_macaddr) -> target name(MAC) dest_nbname(dest_macaddr)***Description:** The NetBIOS software received a NetBIOS Add_Group_Name_Query frame from the DLSw network.

NBS.016**Level:** C-INFO**Short Syntax:** NBS.016 *instance_str*NetBIOS Add_Name_Response received from dlsw for *source_nbname(source_macaddr)-> dest_nbname(dest_macaddr)***Long Syntax:** NBS.016 *instance_str*NetBIOS Add_Name_Response received from dlsw for source name(MAC) *source_nbname(source_macaddr) -> target name(MAC) dest_nbname(dest_macaddr)***Description:** The NetBIOS software received a NetBIOS Add_Name_Response frame from the DLSw network.

NBS.017**Level:** C-INFO**Short Syntax:** NBS.017 *instance_str*NetBIOS Name_Query received from dlsw for *source_nbname(source_macaddr)-> dest_nbname(dest_macaddr)***Long Syntax:** NBS.017 *instance_str*NetBIOS Name_Query received from dlsw for source name(MAC) *source_nbname(source_macaddr) -> target name(MAC) dest_nbname(dest_macaddr)***Description:** The NetBIOS software received a NetBIOS Name_Query frame from the DLSw network.

NBS.018**Level:** C-INFO**Short Syntax:** NBS.018 *instance_str*NetBIOS Name_Recognized received from dlsw for *source_nbname(source_macaddr)-> dest_nbname(dest_macaddr)***Long Syntax:** NBS.018 *instance_str*NetBIOS Name_Recognized received from dlsw for source name(MAC) *source_nbname(source_macaddr) -> target name(MAC) dest_nbname(dest_macaddr)***Description:** The NetBIOS software received a NetBIOS Name_Recognized frame from the DLSw network.

NBS.019**Level:** C-INFO**Short Syntax:** NBS.019 *instance_str*NetBIOS Name_In_Conflict received from dlsw for *source_nbname(source_macaddr)-> dest_nbname(dest_macaddr)***Long Syntax:** NBS.019 *instance_str*NetBIOS Name_In_Conflict received from dlsw for source name(MAC) *source_nbname(source_macaddr) -> target name(MAC) dest_nbname(dest_macaddr)***Description:** The NetBIOS software received a NetBIOS Name_In_Conflict frame from the DLSw network.

NBS.020**Level:** C-INFO**Short Syntax:** NBS.020 *instance_str*NetBIOS Status_Query received from dlsW for *source_nbname(source_macaddr)-> dest_nbname(dest_macaddr)***Long Syntax:** NBS.020 *instance_str*NetBIOS Status_Query received from dlsW for source name(MAC) *source_nbname(source_macaddr) -> target name(MAC) dest_nbname(dest_macaddr)***Description:** The NetBIOS software received a NetBIOS Status_Query frame from the DLSw network.

NBS.021**Level:** C-INFO**Short Syntax:** NBS.021 *instance_str*NetBIOS Status_Response received from dlsW for *source_nbname(source_macaddr)-> dest_nbname(dest_macaddr)***Long Syntax:** NBS.021 *instance_str*NetBIOS Status_Response received from dlsW for source name(MAC) *source_nbname(source_macaddr) -> target name(MAC) dest_nbname(dest_macaddr)***Description:** The NetBIOS software received a NetBIOS Status_Response frame from the DLSw network.

NBS.022**Level:** C-INFO**Short Syntax:** NBS.022 *instance_str*NetBIOS Datagram received from dlsW for *source_nbname(source_macaddr)-> dest_nbname(dest_macaddr)***Long Syntax:** NBS.022 *instance_str*NetBIOS Datagram received from dlsW for source name(MAC) *source_nbname(source_macaddr) -> target name(MAC) dest_nbname(dest_macaddr)***Description:** The NetBIOS software received a NetBIOS Datagram frame from the DLSw network.

NBS.023**Level:** C-INFO**Short Syntax:** NBS.023 *instance_str*NetBIOS Datagram_Broadcast received from dlsW for *source_nbname(source_macaddr)-> dest_nbname(dest_macaddr)***Long Syntax:** NBS.023 *instance_str*NetBIOS Datagram_Broadcast received from dlsW for source name(MAC) *source_nbname(source_macaddr) -> target name(MAC) dest_nbname(dest_macaddr)***Description:** The NetBIOS software received a NetBIOS Datagram_Broadcast frame from the DLSw network.

NBS.024**Level:** C-INFO**Short Syntax:** NBS.024 *instance_str*NetBIOS Terminate_Trace_07 received from dlsW for *source_nbname(source_macaddr)-> dest_nbname(dest_macaddr)***Long Syntax:** NBS.024 *instance_str*NetBIOS Terminate_Trace_07 received from dlsW for source name(MAC) *source_nbname(source_macaddr) -> target name(MAC) dest_nbname(dest_macaddr)***Description:** The NetBIOS software received a NetBIOS Terminate_Trace_07 frame from the DLSw network.

NBS.025**Level:** C-INFO**Short Syntax:** NBS.025 *instance_str*NetBIOS Terminate_Trace_13 received from dlsW for *source_nbname(source_macaddr)-> dest_nbname(dest_macaddr)***Long Syntax:** NBS.025 *instance_str*NetBIOS Terminate_Trace_13 received from dlsW for source name(MAC) *source_nbname(source_macaddr) -> target name(MAC) dest_nbname(dest_macaddr)***Description:** The NetBIOS software received a NetBIOS Terminate_Trace_13 frame from the DLSw network.

NBS.026**Level:** C-INFO**Short Syntax:** NBS.026 *instance_str*Unrecognized NetBIOS frame received from dlsW for *source_nbname(source_macaddr)-> dest_nbname(dest_macaddr)***Long Syntax:** NBS.026 *instance_str*Unrecognized NetBIOS frame received from dlsW for source name(MAC) *source_nbname(source_macaddr) -> target name(MAC) dest_nbname(dest_macaddr)***Description:** The NetBIOS software received an unrecognized NetBIOS frame from the DLSw network.

NBS.027**Level:** C-INFO**Short Syntax:** NBS.027 *instance_str*NetBIOS frame for *source_nbname-> dest_nbname* not forwarded to bridge - frame type filter**Long Syntax:** NBS.027 *instance_str*NetBIOS frame for source name *source_nbname -> dest name dest_nbname* not forwarded to bridge due to frame type filter**Description:** The NetBIOS software bridge frame type filter did not forward the given NetBIOS frame to the bridged network. It was filtered by the NetBIOS support bridge frame type filter.

NBS.028**Level:** C-INFO**Short Syntax:** NBS.028 *instance_str*NetBIOS frame for *source_nbname-> dest_nbname* not forwarded to dlsW - frame type filter**Long Syntax:** NBS.028 *instance_str*NetBIOS frame for source name *source_nbname -> dest name dest_nbname* not forwarded to DLSw due to frame type filter**Description:** The router did not forward the given NetBIOS frame to the DLSw network because it was filtered by the NetBIOS support DLSw frame type filter.

NBS.029**Level:** C-INFO**Short Syntax:** NBS.029 *instance_str*NetBIOS frame for *source_nbname-> dest_nbname* not forwarded to bridge - no name cache entry**Long Syntax:** NBS.029 *instance_str*NetBIOS frame for source name *source_nbname -> dest name dest_nbname* not forwarded to bridge due to no matching name cache entry created**Description:** The router did not forward the given NetBIOS frame to the bridged network because it could not find or create a corresponding name cache entry.

NBS.030**Level:** C-INFO**Short Syntax:** NBS.030 *instance_str*NetBIOS frame for *source_nbname*-> *dest_nbname* not forwarded to dlsw - no name cache entry**Long Syntax:** NBS.030 *instance_str*NetBIOS frame for source name *source_nbname* -> dest name *dest_nbname* not forwarded to dlsw due to no matching name cache entry created**Description:** The router did not forward the given NetBIOS frame to the DLSw network because it could not find or create a corresponding name cache entry.

NBS.031**Level:** C-INFO**Short Syntax:** NBS.031 *instance_str*NetBIOS frame for *source_nbname*-> *dest_nbname* not forwarded to bridge - command processing**Long Syntax:** NBS.031 *instance_str*NetBIOS frame for source name *source_nbname* -> dest name *dest_nbname* not forwarded to bridge due to duplicate command frame processing**Description:** The router did not forward the given NetBIOS frame to the bridged network because the router filtered it as a duplicate NetBIOS command frame.

NBS.032**Level:** C-INFO**Short Syntax:** NBS.032 *instance_str*NetBIOS frame for *source_nbname*-> *dest_nbname* not forwarded to dlsw - command processing**Long Syntax:** NBS.032 *instance_str*NetBIOS frame for source name *source_nbname* -> dest name *dest_nbname* not forwarded to dlsw due to duplicate command frame processing**Description:** The router did not forward the given NetBIOS frame to the DLSw network because the router filtered it as a duplicate NetBIOS command frame.

NBS.033**Level:** C-INFO**Short Syntax:** NBS.033 *instance_str*NetBIOS frame for *source_nbname*-> *dest_nbname* not forwarded to bridge - response processing**Long Syntax:** NBS.033 *instance_str*NetBIOS frame for source name *source_nbname* -> dest name *dest_nbname* not forwarded to bridge due to no command matching this response**Description:** The router did not forward the given NetBIOS frame to the bridged network because the router could not find a command frame matching this response frame.

NBS.034**Level:** C-INFO**Short Syntax:** NBS.034 *instance_str*NetBIOS frame for *source_nbname*-> *dest_nbname* not forwarded to dlsw - response processing**Long Syntax:** NBS.034 *instance_str*NetBIOS frame for source name *source_nbname* -> dest name *dest_nbname* not forwarded to dlsw due to no command matching this response**Description:** The router did not forward the given NetBIOS frame to the DLSw network because the router could not find a command frame matching this response frame.

NBS.035**Level:** C-INFO**Short Syntax:** NBS.035 *instance_str*NetBIOS frame for *source_nbname*-> *dest_nbname* not forwarded to bridge - checking cache**Long Syntax:** NBS.035 *instance_str*NetBIOS frame for source name *source_nbname* -> dest name *dest_nbname* not forwarded to bridge due to name cache processing checks**Description:** The router did not forward the given NetBIOS frame to the bridged network because the name cache processing indicated the router should not forward it.

NBS.036**Level:** C-INFO**Short Syntax:** NBS.036 *instance_str*NetBIOS frame for *source_nbname*-> *dest_nbname* not forwarded to dlsw - checking cache**Long Syntax:** NBS.036 *instance_str*NetBIOS frame for source name *source_nbname* -> dest name *dest_nbname* not forwarded to dlsw due to name cache processing checks**Description:** The router did not forward the given NetBIOS frame to the DLSw network because the name cache processing indicated the router should not forward it.

NBS.037**Level:** C-INFO**Short Syntax:** NBS.037 *instance_str*NetBIOS frame for *source_nbname*-> *dest_nbname* not forwarded to bridge - checking other**Long Syntax:** NBS.037 *instance_str*NetBIOS frame for source name *source_nbname* -> dest name *dest_nbname* not forwarded to bridge due to other processing checks**Description:** The router did not forward the given NetBIOS frame to the bridged network because the processing indicated the router should not forward it.

NBS.038**Level:** C-INFO**Short Syntax:** NBS.038 *instance_str*NetBIOS frame for *source_nbname*-> *dest_nbname* not forwarded to dlsw - checking other**Long Syntax:** NBS.038 *instance_str*NetBIOS frame for source name *source_nbname* -> dest name *dest_nbname* not forwarded to dlsw due to other processing checks**Description:** The router did not forward the given NetBIOS frame to the DLSw network because processing indicated the router should not forward it.

NBS.039**Level:** C-INFO**Short Syntax:** NBS.039 *instance_str*Learning new NetBIOS name / MAC and RIF assoc for *source_nbname* to *source_macaddr/ rif***Long Syntax:** NBS.039 *instance_str*Learning new NetBIOS name to MAC address and RIF association for NetBIOSname *source_nbname* to MAC *source_macaddr* / RIF *rif***Description:** The NetBIOS software is associating a MAC address and RIF with a NetBIOS name. Find this association on NetBIOS Name_Queries, Name_Recognizeds, and Datagrams.

NBS.040**Level:** C-INFO**Short Syntax:** NBS.040 *instance_str*NetBIOS frame for *dest_nbname* modified with new MAC (*dest_macaddr*) and RIF (*rif*)**Long Syntax:** NBS.040 *instance_str*NetBIOS frame for destination name *dest_nbname* was modified with the new MAC (*dest_macaddr*) and RIF (*rif*)**Description:** The router modified a NetBIOS frame to be forwarded to the bridged network by using the cached MAC address and routing information (if available). This modification takes place on NetBIOS Name_Querys, Status_Querys, and Datagrams.

NBS.041**Level:** C-INFO**Short Syntax:** NBS.041 *instance_str*NetBIOS name cache entry created for *nbname***Long Syntax:** NBS.041 *instance_str*NetBIOS name cache entry created for NetBIOS name *nbname***Description:** The router created a new NetBIOS name cache entry. This typically occurs on NetBIOS Name_Querys, Status_Querys, Add_Name_Querys, Add_Group_Name_Querys, and Datagrams.

NBS.042**Level:** C-INFO**Short Syntax:** NBS.042 *instance_str*NetBIOS command/response entry created for *nbname***Long Syntax:** NBS.042 *instance_str*NetBIOS command/response entry created for NetBIOS name *nbname***Description:** The router created a new NetBIOS command/response entry. This typically occurs on NetBIOS Name_Querys, Status_Querys, and Datagrams.

NBS.043**Level:** UE-ERROR**Short Syntax:** NBS.043 *instance_str*NetBIOS name cache entry invalid (reason *reason*) for *nbname***Long Syntax:** NBS.043 *instance_str*NetBIOS name cache entry validation error occurred (reason *reason*) for NetBIOS name *nbname***Description:** A validation of the name cache entry indicated that the entry is invalid. That is, certain fields contain invalid values or invalid combinations of values. The possible reason codes are as follows: 01 - bad nlist_search / name_type combination; 02 - bad entry_type / name_type combination; 03 - bad name_type value.

NBS.044**Level:** C-INFO**Short Syntax:** NBS.044 *instance_str*NetBIOS name cache entry deleted for *nbname***Long Syntax:** NBS.044 *instance_str*NetBIOS name cache entry deleted for NetBIOS name *nbname***Description:** The router deleted a NetBIOS name cache entry. This typically occurs as a result of it aging out.

NBS.045**Level:** C-INFO**Short Syntax:** NBS.045 *instance_str*NetBIOS Support component is active**Long Syntax:** NBS.045 *instance_str*NetBIOS Support component is active**Description:** The NetBIOS software has now been activated and initialized.

NBS.046**Level:** UI-ERROR**Short Syntax:** NBS.046 no mem to alloc NB flt**Long Syntax:** NBS.046 No memory to allocate a NETBIOS Filter**Description:** The router will not enable at least one configured NetBIOS filter, because there is not enough memory.**Cause:** Insufficient free memory.**Action:** Increase memory size.

NBS.047**Level:** U-INFO**Short Syntax:** NBS.047 *input_output* NB flt lst, port *port_number*, dlted**Long Syntax:** NBS.047 *input_output* NETBIOS filter list, for port *port_number*, deleted by user. Filter will not be enabled**Description:** You deleted a filter list, that was part of an already configured filter. You cannot enable the filter.**Cause:** User configuration error.**Action:** Reconfigure the filter list that was deleted.

NBS.048**Level:** U-INFO**Short Syntax:** NBS.048 *input_output* NB flt configd for port *port_number*, port doesnt exist**Long Syntax:** NBS.048 *input_output* NETBIOS filter for port *port_number* is configured, but that port number is not configured**Description:** You configured a NetBIOS filter for a particular port, but that port number is not configured.**Cause:** User configuration error.**Action:** Either reconfigure the NetBIOS filter for the correct port number, or add to the SRT configuration the port number that you configured in the NETBIOS filter.

NBS.049**Level:** C-TRACE**Short Syntax:** NBS.049 NB outp pkt fltd *source_mac-> dest_mac*, prt *port*, nt *network***Long Syntax:** NBS.049 NETBIOS Output Packet Filtered - *source_mac-> dest_mac* , port *port*, network *network***Description:** A NetBIOS packet has matched the criteria the router specified in a NetBIOS filter configuration record. The packet is dropped.

NBS.050

Level: UI-ERROR

Short Syntax: NBS.050 no mem to alloc NB cnsl info

Long Syntax: NBS.050 No memory to allocate information for NETBIOS Filter console display

Description: The part of the router that handles NetBIOS console display cannot allocate enough memory to do the complete display from the T 5 process.

Cause: Insufficient free memory.

Action: Increase memory size.

Network Dispatcher Router

This chapter describes Network Dispatcher Router messages. For information on message content and how to use the message, refer to the Introduction.

NDR.001

Level: P-TRACE

Short Syntax: NDR.001 rcv *source_ip_address* -> *destination_ip_address*

Long Syntax: NDR.001 Receiving packet from *source_ip_address* for *destination_ip_address*

Description: This message is generated for each packet which has passed first-level reasonableness checks.

NDR.002

Level: C-TRACE

Short Syntax: NDR.002 frg pkt *source_ip_address* -> *destination_ip_address*

Long Syntax: NDR.002 Packet from *source_ip_address* for *destination_ip_address* requires fragmentation

Description: This message is generated when an IP packet needs to be fragmented for transmission.

NDR.003

Level: UE-ERROR

Short Syntax: NDR.003 LL broadcast *source_ip_address* -> *destination_ip_address*, discarded

Long Syntax: NDR.003 Received link level broadcast from *source_ip_address* for *destination_ip_address*, discarded

Description: This message is generated when an attempt is made to forward an IP packet that was received as a link level broadcast/multicast. Such packets are not forwarded, and are discarded without even sending back an ICMP message to the source.

NDR.004

Level: CE-ERROR

Short Syntax: NDR.004 TTL zero *source_ip_address* -> *destination_ip_address*

Long Syntax: NDR.004 Time-to-live expired on packet from *source_ip_address* for *destination_ip_address*

Description: This message is generated when a packet is discarded because the time-to-live expired.

Cause: The packet has been through more routers than the initial value placed in the time-to-live field of the IP header by the originator. Many older systems use values of 15 or 30, which are not standard-conformant, and are often too small for current networks.

Action: Increase initial time-to-live value.

Cause: The packet was in a routing loop, going through a sequence of routers over and over until the time-to-live expired.

Action: Check the routing from the source of the packet to the destination, and see that there are no loops. However, temporary loops are an inevitable result of the timing out of routes in some routing protocols.

NDR.005

Level: CI-ERROR

Short Syntax: NDR.005 pkt *source_ip_address* -> *destination_ip_address* dsc rsn *reason_code*, nt *Network ID*

Long Syntax: NDR.005 Packet from *source_ip_address* for *destination_ip_address* discarded for reason *reason_code*, network *Network ID*

Description: An attempt was made to send the packet on the specified network, but it was not accepted for transmission on that network. The *reason_code* indicates why the packet was not accepted. If the reason was flow-control, an ICMP source quench will be sent to the sender, otherwise an ICMP destination unreachable will be sent.

Cause: Miscellaneous handler error. (Reason code 1.)

Action: Check for error messages from handler for *network_name*.

Cause: Output queue overflow, or other flow control. (Reason code 2.)

Action: Alleviate congestion.

Cause: Network down. (Reason code 3.)

Action: See why handler thinks network is down.

Cause: Dropped by handler to avoid looping, or bad broadcast. (Reason code 4.)

Action: Check configuration.

Cause: Host down. (Reason code 5.)

Action: See why handler thinks host is down.

NDR.006

Level: C-INFO

Short Syntax: NDR.006 New cncct rqst *r_a remote_addr* *r_p remote_port* *l_p local_port* nd *local_addr*

Long Syntax: NDR.006 New connection request *r_a remote_addr* *r_p remote_port* *l_p local_port* node *local_addr*

Description: A new connection request has established.

NDR.007

Level: UE-ERROR

Short Syntax: NDR.007 no cncct *r_a remote_addr* *r_p remote_port* *l_a local_addr* *l_p local_port* flg *flags*

Long Syntax: NDR.007 no connection *r_a remote_addr* *r_p remote_port* *l_a local_addr* *l_p local_port* flg *flags*

Description: This packet is arriving for a connection that NDR do not have a connection record for

Action: Increment error counters and process locally.

NDR.008**Level:** C-TRACE**Short Syntax:** NDR.008 fwd fr *client_addr* cl *cluster_addr* pt *port_id* srv *server_addr***Long Syntax:** NDR.008 Forward from *client_addr* for cluster *cluster_addr* port *port_id* to server *server_addr***Description:** A TCP packet is forwarded to a server

NDR.009**Level:** C-TRACE**Short Syntax:** NDR.009 found FTP CTRL connection**Long Syntax:** NDR.009 found FTP CTRL connection**Description:** found FTP CTRL connection

NDR.010**Level:** UE-ERROR**Short Syntax:** NDR.010 no srv fnd src *remote_addr* clst *local_addr* pt *local_port***Long Syntax:** NDR.010 no server found for source *remote_addr* cluster *local_addr* port *local_port***Description:** This packet is arriving for a connection that NDR do not have a connection record for**Action:** Increment error counters and process locally.

NDR.011**Level:** UE-ERROR**Short Syntax:** NDR.011 unexp SYN src *remote_addr* clst *local_addr* pt *local_port* srv *server_addr***Long Syntax:** NDR.011 unexpected SYN source *remote_addr* cluster *local_addr* port *local_port* server *server_addr***Description:** Unexpected SYN bit is set in the packet.**Action:** Let the server resolve it.

NDR.012**Level:** C-TRACE**Short Syntax:** NDR.012 clean up everything older than the limit.**Long Syntax:** NDR.012 clean up everything older than the limit**Description:** clean up everything older than the limit

NDR.013**Level:** UE-ERROR**Short Syntax:** NDR.013 bad INCONN rd rtn *remote_addr* rmt pt *remote_port***Long Syntax:** NDR.013 bad INCONN record returned source *remote_addr* remote post *remote_port***Description:** Bad INCONN record returned.**Action:** Continue executing.

NDR.014**Level:** P-TRACE**Short Syntax:** NDR.014 rcv frg pkt src *source_ip_address* dst *destination_ip_address***Long Syntax:** NDR.014 Receiving fragment packet from source *source_ip_address* for destination *destination_ip_address***Description:** A fragment packet is received.

NDR.015**Level:** P-TRACE**Short Syntax:** NDR.015 last frg pkt src *source_ip_address* dst *destination_ip_address***Long Syntax:** NDR.015 Last fragment packet from source *source_ip_address* for destination *destination_ip_address***Description:** A fragment packet is received.

NDR.016**Level:** P-TRACE**Short Syntax:** NDR.016 first frg pkt src *source_ip_address* dst *destination_ip_address***Long Syntax:** NDR.016 First fragment packet from source *source_ip_address* for destination *destination_ip_address***Description:** A fragment packet is received.

NDR.017**Level:** P-TRACE**Short Syntax:** NDR.017 fwd frg pkt pkt src *source_ip_address* dst *destination_ip_address* srv *server_addr***Long Syntax:** NDR.017 Forward a fragment packet from source *source_ip_address* for destination *destination_ip_address* server *server_addr***Description:** Forward a fragmentation packet to server.

NDR.018**Level:** UI-ERROR**Short Syntax:** NDR.018 discd pkt src *source_ip_address* dst *destination_ip_address***Long Syntax:** NDR.018 discard packet source *source_ip_address* destination *destination_ip_address***Description:** Discard the packet.

NDR.019**Level:** P-TRACE**Short Syntax:** NDR.019 Rply ARP clst *cluster_addr***Long Syntax:** NDR.019 Reply ARP request for cluster *cluster_addr***Description:** A cluster address is found for an ARP request

NDR.020**Level:** UI-ERROR**Short Syntax:** NDR.020 ARP rqst for clst *cluster_addr* not fnd**Long Syntax:** NDR.020 ARP request for cluster *cluster_addr* is not found.**Description:** A cluster address is not found for an ARP request

NDR.021**Level:** P-TRACE**Short Syntax:** NDR.021 adv *adv_name* on prt *adv_port* created.**Long Syntax:** NDR.021 advisor *adv_name* on port *adv_port* created**Description:** An advisor is created.

NDR.022**Level:** P-TRACE**Short Syntax:** NDR.022 adv *adv_name* on prt *adv_port* destroyed.**Long Syntax:** NDR.022 advisor *adv_name* on port *adv_port* destroyed**Description:** An advisor is destroyed.

NDR.023**Level:** UI-ERROR**Short Syntax:** NDR.023 err adding adv *adv_name* on prt *adv_port***Long Syntax:** NDR.023 error in adding advisor *adv_name* on port *adv_port***Description:** Cannot add the advisor due to either the port already is in used, or the advisor table is full, the advisor could not be established on specified port.

NDR.024**Level:** UI-ERROR**Short Syntax:** NDR.024 err in adv *adv_name* on prt *adv_port***Long Syntax:** NDR.024 error in advisor *adv_name* on port *adv_port***Description:** There is an error occurs on the advisor. The error is either the advisor: Failed to create socket for hostlist connection, Failed to connect to manager hostlist port Failed to send authorization successfully for hostlist connection Failed to write hostlist command Authorization failed on hostlist connection Failed to read count of hosts Failed to read addresses of hosts

NDR.025**Level:** P-TRACE**Short Syntax:** NDR.025 adv mk cnntn on lcl addr *ip_addr* prt *port_number***Long Syntax:** NDR.025 advisor makes connection on addr *ip_addr* and port *port_number***Description:** The advisor is making a connection.

NDR.026**Level:** UI-ERROR**Short Syntax:** NDR.026 adv: sckt err code *error_code***Long Syntax:** NDR.026 advisor: socket error code *error_code***Description:** There is a socket error with the advisor

NDR.027**Level:** UI-ERROR**Short Syntax:** NDR.027 adv: cnntn fld on prt *port_number***Long Syntax:** NDR.027 advisor: connection failed on port *port_number***Description:** The advisor failed to make a connection.

NDR.028**Level:** UI-ERROR**Short Syntax:** NDR.028 mgr: host not in table**Long Syntax:** NDR.028 manager: Tried to get the info on a host that is not in the table**Description:** Tried to get the info on a host that is not in the table

NDR.029**Level:** UI-ERROR**Short Syntax:** NDR.029 mgr: Error reading metric report**Long Syntax:** NDR.029 manager: Error reading metric report.**Description:** There is an error reading metric report data, or number of metrics sent, or port number.

NDR.030**Level:** C-INFO**Short Syntax:** NDR.030 mgr: Metric table has been updated.**Long Syntax:** NDR.030 manager: Metric table has been updated.**Description:** Metric table has been updated.

NDR.031**Level:** P-TRACE**Short Syntax:** NDR.031 mgr: compute *comp_type* prop: *host_name host_weight host_totalweight host_weight_prop***Long Syntax:** NDR.031 manager: compute *comp_type* proportions : *host_name host_weight host_totalweight host_weight_prop***Description:** Computing proportion

NDR.032**Level:** P-TRACE**Short Syntax:** NDR.032 mgr: Port *port_number* has been updated**Long Syntax:** NDR.032 manager: Port *port_number* has been updated**Description:** A port has been updated

NDR.033**Level:** P-TRACE**Short Syntax:** NDR.033 ha: prev: *prev_state* evt: *event* cur: *cur_state***Long Syntax:** NDR.033 High Availability: previous: *prev_state* event: *event* current: *cur_state***Description:** State change

NDR.034**Level:** UI-ERROR**Short Syntax:** NDR.034 ha: err in State *backup_state* Event *event***Long Syntax:** NDR.034 High Availability: error in State *backup_state* Event *event***Description:** error in HA

NDR.035**Level:** UI-ERROR**Short Syntax:** NDR.035 ha: err in State *backup_state* Event *event***Long Syntax:** NDR.035 High Availability: error in State *backup_state* Event *event***Description:** error in HA

NDR.036**Level:** C-INFO**Short Syntax:** NDR.036 ha: Send Gratuitous ARP for : *vec_address***Long Syntax:** NDR.036 High Availability: Send Gratuitous ARP for : *vec_address***Description:** Response tp ARP request

NDR.037**Level:** C-INFO**Short Syntax:** NDR.037 ha: Send pkt *cmd***Long Syntax:** NDR.037 High Availability: Send packet *cmd***Description:** Send packet

NDR.038**Level:** C-INFO**Short Syntax:** NDR.038 ha: rcv pkt *cmd***Long Syntax:** NDR.038 High Availability: receive packet *cmd***Description:** receive packet

NDR.039

Level: UI-ERROR

Short Syntax: NDR.039 internal IP addr is not set

Long Syntax: NDR.039 internal IP address is not set.

Description: internal IP address needs to be set in order advisors can open communication with manager.

NDR.040

Level: UE-ERROR

Short Syntax: NDR.040 err msg: *ec msg*

Long Syntax: NDR.040 error message: *ec msg*

Description: An error mesaage is set by setuerror function

Next Hop Routing Protocol (NHRP)

This chapter describes Next Hop Routing Protocol (NHRP) messages. For information on message content and how to use the message, refer to the Introduction.

NHRP.001

Level: UE_ERROR

Short Syntax: NHRP.001 ext size exceeds mtu in *caller_string*

Long Syntax: NHRP.001 no room in the buffer to include the *caller_string* extension

Description: The buffer is not big enough to include the specified extension.

Cause: Either the MTU is truly not big enough or there's an internal error.

Action: Resize the MTU for the network.

NHRP.002

Level: UE_ERROR

Short Syntax: NHRP.002 addr family mssmch in *caller_string*: rcvd *fh_AddressFamily* vs cached *family*

Long Syntax: NHRP.002 addr family mismatch in *caller_string*: we received *fh_AddressFamily* and our cache is *family*

Description: While processing the specified process, we detected that the Address Family we received is not what's in our cache.

NHRP.003

Level: UE_ERROR

Short Syntax: NHRP.003 addr family *fh_AddressFamily* !supprtd in *caller_string*

Long Syntax: NHRP.003 addr family *fh_AddressFamily* not supported in *caller_string*

Description: While process the specified process, we detected that the Address Family we received is not one that we support.

NHRP.004

Level: UE_ERROR

Short Syntax: NHRP.004 in *caller_string*, detctd a loop *proto_addr*

Long Syntax: NHRP.004 while in *caller_string*, we detected that an NHRP frame is in a loop *proto_addr*.

Description: While processing an NHRP Packet, we found that we have processed this packet once before.

Cause: There is a real loop detected or someone else is using the same IP address as we are.

Action: Double check that there is not a duplicate IP address being used in the network.

NHRP.005**Level:** UE_ERROR**Short Syntax:** NHRP.005 sbntwrk id rcvd *subnet_id* not cfigd on nt *network ID***Long Syntax:** NHRP.005 subnetwork ID rcvd *subnet_id* not configured on the net *network ID***Description:** Not on the same switched connected network. The switched connected network have been subdivided. The sender is sending to a switched connected network that is not configured to be the same subnetwork.

NHRP.006**Level:** UE_ERROR**Short Syntax:** NHRP.006 nll ext not last found by *caller_string***Long Syntax:** NHRP.006 null extension found in the middle of the extensions by *caller_string***Description:** The null extension was found in the middle of the extension list.

NHRP.007**Level:** C_INFO**Short Syntax:** NHRP.007 proc sbntwrk id ext in rply**Long Syntax:** NHRP.007 processing subnetwork id ext in a reply**Description:** Processing a subnetwork ID extension in a reply.

NHRP.008**Level:** C_INFO**Short Syntax:** NHRP.008 proc sbntwrk id ext in req**Long Syntax:** NHRP.008 processing subnetwork id ext in a request**Description:** Processing a subnetwork ID extension in a request.

NHRP.009**Level:** UE_ERROR**Short Syntax:** NHRP.009 rspndr addr ext len=0 in rply**Long Syntax:** NHRP.009 responder address ext length is zero is a reply**Description:** While processing the transit extensions in a reply, found the responder address extension length equal zero. This means that the responder erroneously didn't fill in the extension.

NHRP.010**Level:** UI_ERROR**Short Syntax:** NHRP.010 unexpctd err hndlng in res_ext_hndlr**Long Syntax:** NHRP.010 unexpected error handling in the res_ext_handler**Description:** This is the default case of the common error handling for the IBM vendor private extension.

NHRP.011**Level:** CI_ERROR**Short Syntax:** NHRP.011 unsprrtd cmp ext *ext_type* rcvd in *caller_string***Long Syntax:** NHRP.011 unsupported compulsory extension *ext_type* received in *caller_string***Description:** We do not have support for the specified compulsory extensions.

NHRP.012**Level:** C_INFO**Short Syntax:** NHRP.012 rspndr addr ext rcvd *rspndr_addr***Long Syntax:** NHRP.012 responder address extension reply received *rspndr_addr***Description:** The specified address is the responder that returned the reply.

NHRP.013**Level:** C_INFO**Short Syntax:** NHRP.013 *transit_ext_type* transit ext rsp rcvd**Long Syntax:** NHRP.013 *transit_ext_type* transit extension response received**Description:** This identifies the type of transit extension (forward or reverse) The next event lists the NHS's.

NHRP.014**Level:** C_INFO**Short Syntax:** NHRP.014 nhs: *nhs_paddr***Long Syntax:** NHRP.014 nhs: *nhs_paddr***Description:** This address is one of the nhs in the above extension. The order it is displayed is the order in the extension.

NHRP.015**Level:** UE_ERROR**Short Syntax:** NHRP.015 unrcgnzd ext type *ext_type* in *caller_string***Long Syntax:** NHRP.015 unrecognized extension type *ext_type* in *caller_string* reply**Description:** Client didn't send the extension but the extension is in the reply.**Cause:** This could be an internal bug, we sent the extension in the request but forgot to add processing to process the extension in the reply.**Action:** fix the code.**Cause:** Someone is adding extensions to our request packets.

NHRP.016**Level:** C_INFO**Short Syntax:** NHRP.016 lsi paddr= *proto_addr*, mac= *mac_addr*, atm= *atm_addr***Long Syntax:** NHRP.016 Lane Shortcuts to paddr= *proto_addr*, mac= *mac_addr*, atm= *atm_addr***Description:** A call to Lane Shortcut Interface to set up the NHRP Data Direct VCC to the specified addresses.

NHRP.017**Level:** UE_ERROR**Short Syntax:** NHRP.017 invald ATM addr rcvd *atm_addr atm_saddr* in *caller_string***Long Syntax:** NHRP.017 invalid ATM addr received *atm_addr atm_saddr* in *caller_string***Description:** The ATM address rcvd is not valid.

NHRP.018**Level:** U_INFO**Short Syntax:** NHRP.018 no rte to paddr *nh_proto_addr* rtnnd in *nh_mac_ext***Long Syntax:** NHRP.018 no route to proto_addr *nh_proto_addr* returned in *nh_mac_ext* in *res_reply***Description:** In resolution reply we received the ibm vendor private extensions to setup a short cut via the lsi data direct vc. However, the next hop address received in the extension associated with the mac address is being returned with a RTE_NEGATIVE by inroute.

NHRP.019**Level:** P_TRACE**Short Syntax:** NHRP.019 Trace NHRP Control frame.**Long Syntax:** NHRP.019 Trace NHRP Control frame.**Description:** NHRP control frame packet tracing.

NHRP.020**Level:** C_INFO**Short Syntax:** NHRP.020 *caller_string***Long Syntax:** NHRP.020 *caller_string***Description:** Common information.

NHRP.021**Level:** C_INFO**Short Syntax:** NHRP.021 *integer***Long Syntax:** NHRP.021 *integer***Description:** This integer comes from an old TYPEN() call, from the days when we did not use ELS. See definitions in mscs.h.

NHRP.022**Level:** UE_ERROR**Short Syntax:** NHRP.022 Could not xmit pkt to *protocol_address*, out net intf *net_number***Long Syntax:** NHRP.022 Could not transmit NHRP packet to *protocol_address*, out network interface *net_number***Description:** Could not transmit NHRP packet**Cause:** Routed path does not exist to this protocol address**Action:** Repair routed path for sending protocol data to this protocol address (eg, IP).

NHRP.023**Level:** C_INFO**Short Syntax:** NHRP.023 fwding res reqst for *destination_addr* to *nhrp_server_addr***Long Syntax:** NHRP.023 forwarding resolution request for dest= *destination_addr* to nhs=*nhrp_server_addr***Description:** NHRP Resolution Request is being forwarded

NHRP.024**Level:** UE_ERROR**Short Syntax:** NHRP.024 *caller_string* file: *source_file_name* line_num: *line_number***Long Syntax:** NHRP.024 *caller_string* file: *source_file_name* line_num: *line_number***Description:** This is a quick and dirty way to add error info into ELS.**Cause:** The *caller_string* should indicate the cause**Action:** The *caller_string* should indicate the action

NHRP.025**Level:** C_INFO**Short Syntax:** NHRP.025 lsi to local lane paddr= *proto_addr*, mac= *mac_addr*, atm= *atm_addr***Long Syntax:** NHRP.025 lane shortcuts to local lane paddr= *proto_addr*, mac= *mac_addr*, atm= *atm_addr***Description:** The next hop is on one of our local LANE. Use existing LEC to send the data.

NHRP.026**Level:** UI_ERROR**Short Syntax:** NHRP.026 cant get memory for *struct_type* in *caller_string***Long Syntax:** NHRP.026 can not get memory for *struct_type* in *caller_string***Description:** Cannot get memory for the structure specified in the specified routine.

NHRP.027**Level:** CE_ERROR**Short Syntax:** NHRP.027 nak *nhrp_client_addr* for *route_type_text* route to dest=*destination_addr* because *reason_text***Long Syntax:** NHRP.027 nak to client addr *nhrp_client_addr* for *route_type_text* shortcut route to destination *destination_addr* because *reason_text***Description:** NHRP Server cannot satisfy request received by client**Cause:** The detailed reason is explained in *reason_text***Action:** No action is required, but *reason_text* can help determine how to possibly stop NAKs for this client/destination.

NHRP.028**Level:** C_INFO**Short Syntax:** NHRP.028 rcvd res reqst from *nhrp_client_addr* for *destination_addr***Long Syntax:** NHRP.028 received resolution request from *nhrp_client_addr* for *destination_addr***Description:** NHRP Server received a Resolution Request

NHRP.029**Level:** C_INFO**Short Syntax:** NHRP.029 *comment* nhrp_client= *nhrp_client_addr*, for dest_addr= *destination_addr*, nh or mask= *nh_addr_or_mask***Long Syntax:** NHRP.029 *comment* nhrp client= *nhrp_client_addr*, for destination address= *destination_addr* and next-hop or mask= *nh_addr_or_mask***Description:** Purge Cache information, where last argument is either a Next Hop address or a mask (mask is converted to prefix in packet).

NHRP.030**Level:** C_INFO**Short Syntax:** NHRP.030 *function_name: general_message***Long Syntax:** NHRP.030 *function_name: general_message***Description:** The message is the description.

NHRP.031**Level:** C_INFO**Short Syntax:** NHRP.031 *function_name: general_message general_code***Long Syntax:** NHRP.031 *function_name: general_message general_code***Description:** The message is the description.

NHRP.032**Level:** C_INFO**Short Syntax:** NHRP.032 *function_name: general_message general_code***Long Syntax:** NHRP.032 *function_name: general_message general_code***Description:** The message is the description.

NHRP.033**Level:** C_INFO**Short Syntax:** NHRP.033 *function_name: general_message proto_addr***Long Syntax:** NHRP.033 *function_name: general_message proto_addr***Description:** The message is the description.

NHRP.034**Level:** C_INFO**Short Syntax:** NHRP.034 *function_name: general_message proto_addr1/ proto_addr2***Long Syntax:** NHRP.034 *function_name: general_message proto_addr1/ proto_addr2***Description:** The message is the description.

NHRP.035**Level:** C_INFO**Short Syntax:** NHRP.035 *function_name: general_message proto_addr1/ proto_addr2/ proto_addr3***Long Syntax:** NHRP.035 *function_name: general_message proto_addr1/ proto_addr2/ proto_addr3***Description:** The message is the description.

NHRP.036**Level:** C_INFO**Short Syntax:** NHRP.036 Exclude list match for: *ip_addr***Long Syntax:** NHRP.036 Exclude list match for: *ip_addr***Description:** NHRP cannot process all or part of the NHRP packet because there is an IP address in the packet that matches one that is configured in the NHRP exclude list.

NHRP.037**Level:** C_INFO**Short Syntax:** NHRP.037 *caller_string* dtctd potential mac chgs so attempt to send purge**Long Syntax:** NHRP.037 *caller_string* detected potential mac changes, so attempt to send purge**Description:** Potential Level 2 changes detected on the Lane Shortcut Interface server side, therefore, attempt to send an NHRP Purge if necessary.

NHRP.038**Level:** C_INFO**Short Syntax:** NHRP.038 *caller_string* cant get L2 parms, retries exceeded, attempt to send Purge**Long Syntax:** NHRP.038 *caller_string* cannot get L2 parms, retries exceeded, attempt to send Purge**Description:** Lane Shortcut Interface server waited for Level 2 parameters to be retrieved but ran out of retries. So attempt to send an NHRP Purge.

NHRP.039**Level:** U_INFO**Short Syntax:** NHRP.039 *caller_string* dtctd *cache_type* has reached its limit**Long Syntax:** NHRP.039 *caller_string* detected that the *cache_type* has reached its limit**Description:** The MSS has reached the cache limit for the specified cache. Reconfigure the cache limit if necessary.

NHRP.040**Level:** UI_ERROR**Short Syntax:** NHRP.040 *caller_string* dtctd err with proto addr= *proto_addr*, type= *type*, table= *table***Long Syntax:** NHRP.040 *caller_string* detected error with protocol addr= *proto_addr*, type= *type*, table= *table***Description:** We can't get a mib entry based on the protocol address.

NHRP.041**Level:** UI_ERROR**Short Syntax:** NHRP.041 *function_name*: *general_message* *general_code***Long Syntax:** NHRP.041 *function_name*: *general_message* *general_code***Description:** The message is the description.

NHRP.042**Level:** UI_ERROR**Short Syntax:** NHRP.042 *function_name*: No dest for frame, rc = *general_code***Long Syntax:** NHRP.042 *function_name*: No destination for this frame, rc = *general_code***Description:** There is no destination address for this frame.

NHRP.043**Level:** UI_ERROR**Short Syntax:** NHRP.043 *function_name*: No src for frame, rc = *general_code***Long Syntax:** NHRP.043 *function_name*: No source for this frame, rc = *general_code***Description:** There is no source address from which to send this frame.

NHRP.044**Level:** UI_ERROR**Short Syntax:** NHRP.044 *function_name*: Can't crush frame, rc = *general_code***Long Syntax:** NHRP.044 *function_name*: Unable to crush NHRP frame, rc = *general_code***Description:** Unable to crush the local (internally used) NHRP frame before transmitting on the network.

NHRP.045**Level:** UI_ERROR**Short Syntax:** NHRP.045 *function_name*: Can't expand frame, rc = *general_code***Long Syntax:** NHRP.045 *function_name*: Unable to expand NHRP frame, rc = *general_code***Description:** Unable to expand the NHRP frame for the local (internally used) copy.

NHRP.046**Level:** UI_ERROR**Short Syntax:** NHRP.046 *function_name*: Proto *protocol_type* not handled**Long Syntax:** NHRP.046 *function_name*: Protocol *protocol_type* not handled by NHRP**Description:** Addresses of this protocol type are unsupported in the current release of NHRP.**Cause:** Function passing in a protocol address of a type that is not supported by NHRP.**Action:** None

NHRP.047**Level:** UI_ERROR**Short Syntax:** NHRP.047 *function_name*: No *data_type* available**Long Syntax:** NHRP.047 *function_name*: No *data_type* could be allocated**Description:** No structures of type *data_type* could be allocated.**Cause:** No memory is available to allocated to a new structure.**Action:** None

NHRP.048**Level:** UI_ERROR**Short Syntax:** NHRP.048 *function_name*: No ATM info for *proto_addr*, rc = *general_code***Long Syntax:** NHRP.048 *function_name*: Could not get ATM info for *proto_addr*, rc = *general_code***Description:** Could not retrieve the ATM address for this protocol address.

NHRP.049**Level:** U_INFO**Short Syntax:** NHRP.049 New RIF= *new_rif*, Current RIF= *current_rif***Long Syntax:** NHRP.049 New RIF= *new_rif*, Current RIF= *current_rif***Description:** The RIF associated with the parameters for a shortcut is different from the one that is currently being used for this shortcut. Both RIFs are non-NULL. The new RIF will now be associated with this shortcut.

NHRP.050**Level:** U_INFO**Short Syntax:** NHRP.050 *function_name*: *general_message***Long Syntax:** NHRP.050 *function_name*: *general_message***Description:** The message is the description.

NHRP.051**Level:** U_INFO**Short Syntax:** NHRP.051 New RIF= *new_rif*, Current RIF=NULL**Long Syntax:** NHRP.051 New RIF= *new_rif*, Current RIF=NULL**Description:** The RIF associated with the parameters for a shortcut is non-NULL. This is different from the NULL RIF currently in use. The new non-NULL RIF will now be associated with this shortcut.

NHRP.052**Level:** U_INFO**Short Syntax:** NHRP.052 New RIF=NULL, Current RIF= *current_rif***Long Syntax:** NHRP.052 New RIF=NULL, Current RIF= *current_rif***Description:** The RIF associated with the parameters for a shortcut is now NULL. This is different from the non-NULL RIF currently in use. The RIF associated with this shortcut will be changed to NULL.

NHRP.053**Level:** U_INFO**Short Syntax:** NHRP.053 *function_name: general_message destination_protocol_addr***Long Syntax:** NHRP.053 *function_name: general_message destination_protocol_addr***Description:** The message is the description.

NHRP.054**Level:** C_INFO**Short Syntax:** NHRP.054 *function_name: Timer type timer_type timer_state for CCE: proto_addr***Long Syntax:** NHRP.054 *function_name: Timer type timer_type timer_state for ClientCacheElement: proto_addr***Description:** none

NHRP.055**Level:** U_INFO**Short Syntax:** NHRP.055 *function_name: placeholder***Long Syntax:** NHRP.055 *function_name: placeholder***Description:** none

NHRP.056**Level:** U_INFO**Short Syntax:** NHRP.056 *function_name: VCs marked down for destination_protocol_addr***Long Syntax:** NHRP.056 *function_name: VCs marked down for destination_protocol_addr***Description:** The VC for this destination protocol has been closed or become invalid, so it has been marked down in the NHRP cache.

NHRP.057**Level:** U_INFO**Short Syntax:** NHRP.057 *function_name: Function currently unimplemented***Long Syntax:** NHRP.057 *function_name: Function currently unimplemented***Description:** This function is not currently implemented, so it does nothing.

NHRP.058**Level:** C_INFO**Short Syntax:** NHRP.058 *function_name*: NextHop (1483 or LSI) will not bypass *proto_addr1***Long Syntax:** NHRP.058 *function_name*: NHRP NextHop (1483 or LSI) will not bypass *proto_addr1***Description:** The 1483 or LSI NextHop received in Resolution Reply is the same as the routed-path NextHop.

NHRP.059**Level:** U_INFO**Short Syntax:** NHRP.059 *function_name*: placeholder**Long Syntax:** NHRP.059 *function_name*: placeholder**Description:** none

NHRP.060**Level:** UE_ERROR**Short Syntax:** NHRP.060 *function_name*: *general_message***Long Syntax:** NHRP.060 *function_name*: *general_message***Description:** The message is the description.

NHRP.061**Level:** UE_ERROR**Short Syntax:** NHRP.061 *function_name*: *general_message general_code***Long Syntax:** NHRP.061 *function_name*: *general_message general_code***Description:** The message is the description.

NHRP.062**Level:** UE_ERROR**Short Syntax:** NHRP.062 *function_name*: *general_message general_code***Long Syntax:** NHRP.062 *function_name*: *general_message general_code***Description:** The message is the description.

NHRP.063**Level:** UE_ERROR**Short Syntax:** NHRP.063 *function_name*: *general_message proto_addr***Long Syntax:** NHRP.063 *function_name*: *general_message proto_addr***Description:** The message is the description.

NHRP.064**Level:** UE_ERROR**Short Syntax:** NHRP.064 *function_name*: NHRP vers mismatch, vers = *general_code***Long Syntax:** NHRP.064 *function_name*: NHRP version mismatch, version = *general_code***Description:** An NHRP frame was received with wrong version number.

NHRP.065**Level:** UE_ERROR**Short Syntax:** NHRP.065 *function_name*: Checksum not 0: *general_code***Long Syntax:** NHRP.065 *function_name*: Checksum not 0: *general_code***Description:** A frame was received whose checksum did not compute to 0.

NHRP.066**Level:** UE_ERROR**Short Syntax:** NHRP.066 *function_name*: *addr_name proto_addr* not cached**Long Syntax:** NHRP.066 *function_name*: *addr_name proto_addr* not cached**Description:** This address was not found in the client cache.

NHRP.067**Level:** UE_ERROR**Short Syntax:** NHRP.067 *function_name*: Hold time 0 rcvd from *proto_addr1* for *proto_addr2***Long Syntax:** NHRP.067 *function_name*: Holding time of 0 received from *proto_addr1* for *proto_addr2***Description:** A Holding time of 0 was received in response to a Resolution Request.

NHRP.068**Level:** UE_ERROR**Short Syntax:** NHRP.068 *function_name*: Can't match MTU for netp *general_pointer***Long Syntax:** NHRP.068 *function_name*: Can't provide correct MTU size for netp *general_pointer***Description:** There is no netp available that can be used for the MTU returned in the reply.

NHRP.069**Level:** UE_ERROR**Short Syntax:** NHRP.069 *function_name*: Rcvd fragment, length = *general_length***Long Syntax:** NHRP.069 *function_name*: Received a fragment, length = *general_length***Description:** The frame received was just a fragment.

NHRP.070**Level:** CE_ERROR**Short Syntax:** NHRP.070 *function_name: general_message***Long Syntax:** NHRP.070 *function_name: general_message***Description:** The message is the description.

NHRP.071**Level:** CE_ERROR**Short Syntax:** NHRP.071 *function_name: NAK rqst sent from local client proto_addr1 for dest proto_addr2, Code = reply_code***Long Syntax:** NHRP.071 *function_name: NAK for request made by local client proto_addr1 for destination proto_addr2, Code = reply_code***Description:** A NAK was received for local client proto_addr1 for request that it made for proto_addr2 if reply_code is non-zero; otherwise, client forced NAK by processing reply as if it were a NAK.

NHRP.072**Level:** UI_ERROR**Short Syntax:** NHRP.072 *caller_string rc = integer***Long Syntax:** NHRP.072 SNMP interface function *caller_string* returned error (*rc = integer*)**Description:** SNMP interface function returned an error

NHRP.073**Level:** C_INFO**Short Syntax:** NHRP.073 NHRP LSI AddrStateChg (Active): *nt network ID***Long Syntax:** NHRP.073 NHRP LSI AddrStateChg (Active): *nt network ID***Description:** This NHRP LSI network has received an address state change from the switch. This means that the address ESI and SEL have been registered with the switch. NHRP LANE shortcuts can now be set up over this interface.

NHRP.074**Level:** UI_ERROR**Short Syntax:** NHRP.074 NHRP LSI GetAddrByHandle *rc= return_code: nt network ID***Long Syntax:** NHRP.074 NHRP LSI GetAddrByHandle *rc= return_code: nt network ID***Description:** While attempting to get the address from the switch, an error was detected.

NHRP.075**Level:** UI_ERROR**Short Syntax:** NHRP.075 NHRP LSI OpenCallSap *rc= return_code: nt network ID***Long Syntax:** NHRP.075 NHRP LSI OpenCallSap *rc= return_code: nt network ID***Description:** While attempting to open a call sap, an error was detected. A call sap is required in order to place or receive ATM calls to a remote destination.

NHRP.076**Level:** UE_ERROR**Short Syntax:** NHRP.076 NHRP LSI Addr Deactivated!: nt *network ID***Long Syntax:** NHRP.076 NHRP LSI Addr Deactivated!: nt *network ID***Description:** The ATM address for this NHRP LSI was deactivated. All calls are deleted. This NHRP LSI will be waiting for the address to be reactivated.

NHRP.077**Level:** UE_ERROR**Short Syntax:** NHRP.077 NHRP LSI Addr Refused!: nt *network ID***Long Syntax:** NHRP.077 NHRP LSI Addr Refused!: nt *network ID***Description:** The requested address has been refused by the switch.**Cause:** The likely cause is that a duplicate MAC address is already registered with the switch.

NHRP.078**Level:** UI_ERROR**Short Syntax:** NHRP.078 NHRP LSI AddrStChg unknown: nt *network ID***Long Syntax:** NHRP.078 NHRP LSI AddrStChg unknown: nt *network ID***Description:** The Address State Change function was invoked, but the requested state is unknown.

NHRP.079**Level:** UE_ERROR**Short Syntax:** NHRP.079 NHRP LSI OpenDataPath failr(*return_code*): nt *network ID***Long Syntax:** NHRP.079 NHRP LSI OpenDataPath failr(*return_code*): nt *network ID***Description:** When attempting to open up a data path with the specified parameters, a failure occurred. The call will be hung up with the appropriate cause code.

NHRP.080**Level:** C_INFO**Short Syntax:** NHRP.080 NHRP LSI PlaceCallAck: nt *network ID***Long Syntax:** NHRP.080 NHRP LSI PlaceCallAck: nt *network ID***Description:** A call that we have placed has been received and acknowledged by the remote destination. We will open up a data path to the remote side, and will begin transmitting and receiving on the VCC.

NHRP.081**Level:** U_INFO**Short Syntax:** NHRP.081 NHRP LSI DisconnectCall: NULL CORRELATOR received**Long Syntax:** NHRP.081 NHRP LSI DisconnectCall: NULL CORRELATOR received**Description:** A call was released immediately before we received it.

NHRP.082**Level:** U_INFO**Short Syntax:** NHRP.082 NHRP LSI DisconnectCall: nt *network ID***Long Syntax:** NHRP.082 NHRP LSI DisconnectCall: nt *network ID***Description:** Either a call already active, or a call that we are placing has been released. The reason for the release is shown in additional ELS messages. This is a normal occurrence. If the channel is required, we will reinitiate it.**Cause:** Either the network or the remote user has released the call.

NHRP.083**Level:** U_INFO**Short Syntax:** NHRP.083 NHRP LSI DisconnectCall: rsn= *reason_code*, cause= *cause_code*, diagLen= *diag_len*, diagData[0]= *diag_data***Long Syntax:** NHRP.083 NHRP LSI DisconnectCall: rsn= *reason_code*, cause= *cause_code*, diagLen= *diag_len*, diagData[0]= *diag_data***Description:** The information in this message is the reason for which the call has been released.

NHRP.084**Level:** U_INFO**Short Syntax:** NHRP.084 NHRP LSI DisconnectCall: vpi= *vcc_vpi*, vci= *vcc_vci*, AtmAddr= *vcc_remote_atm_address***Long Syntax:** NHRP.084 NHRP LSI DisconnectCall: vpi= *vcc_vpi*, vci= *vcc_vci*, AtmAddr= *vcc_remote_atm_address***Description:** The information in this message is the channel vpi/vci, and remote atm address of the channel that is being disconnected.

NHRP.085**Level:** U_INFO**Short Syntax:** NHRP.085 NHRP LSI DisconnectCall WalkDwn PCR= *walk_down_PCR*, SCR= *walk_down_SCR*:nt *network ID***Long Syntax:** NHRP.085 NHRP LSI DisconnectCall WalkDwn PCR= *walk_down_PCR*, SCR= *walk_down_SCR*:nt *network ID***Description:** The call that was released, was released due to cell rate. The MSS code will attempt to walk down to commonly used data rates in order to establish a connection with the target listed in NHRP_XX(used to be ARP_48).**Cause:** Either the network or the remote user has released the call due to cell rate mismatches.

NHRP.086**Level:** UI_ERROR**Short Syntax:** NHRP.086 NHRP LSI Register failure (rc= *return_code*): nt *network ID***Long Syntax:** NHRP.086 NHRP LSI Register failure (rc= *return_code*): nt *network ID***Description:** This NHRP LSI has failed to register as a user to the underlying device driver and net handler. This NHRP LSI will be inoperable.**Action:** Reboot the router and contact the appropriate service personnel.

NHRP.087**Level:** C_INFO**Short Syntax:** NHRP.087 NHRP LSI Register successfull: nt *network ID***Long Syntax:** NHRP.087 NHRP LSI Register successfull: nt *network ID***Description:** This NHRP LSI has successfully registered with the underlying device driver and net handler. This is normal initialization.

NHRP.088**Level:** UI_ERROR**Short Syntax:** NHRP.088 NHRP LSI OpnBffFrmSap Failed (rc= *return_code*): nt *network ID***Long Syntax:** NHRP.088 NHRP LSI OpnBffFrmSap Failed (rc= *return_code*): nt *network ID***Description:** This NHRP LSI has failed while opening a buffered frame sap. This is caused by an internal error. This NHRP LSI will be inoperable.**Action:** Reboot the router and contact the appropriate service personnel.

NHRP.089**Level:** C_INFO**Short Syntax:** NHRP.089 NHRP LSI Address Activation pending: nt *network ID***Long Syntax:** NHRP.089 NHRP LSI Address Activation pending: net *network ID***Description:** This NHRP LSI has initiated the sequence that registers it's ATM address with the switch. When the registration completes, another message of Address State change will be logged describing the status of the NHRP LSI's ATM address.**Action:** No action required. This is normal processing.

NHRP.090**Level:** C_INFO**Short Syntax:** NHRP.090 NHRP LSI Address Activation success: nt *network ID***Long Syntax:** NHRP.090 NHRP LSI Address Activation success: nt *network ID***Description:** This NHRP LSI has been successful at activating an address.

NHRP.091**Level:** CE_ERROR**Short Syntax:** NHRP.091 NHRP LSI AAL IE:Not prsnt, or Invlid AAL type (x *AAL_type*)**Long Syntax:** NHRP.091 NHRP LSI AAL IE:Not present, or Invalid AAL type (x *AAL_type*)**Description:** Invalid AAL type, AAL type should be AAL5

NHRP.092**Level:** CE_ERROR**Short Syntax:** NHRP.092 NHRP LSI AAL IE:Invlid fwd max SDU sz (*fwd_max_SDU_size*)**Long Syntax:** NHRP.092 NHRP LSI AAL IE:Invalid forward maximum SDU size (*fwd_max_SDU_size*)**Description:** Forward maximum SDU size is not valid

NHRP.093**Level:** CE_ERROR**Short Syntax:** NHRP.093 NHRP LSI AAL IE:Invid bak max SDU sz for P2P call (*bak_max_SDU_size*)**Long Syntax:** NHRP.093 NHRP LSI AAL IE:Invalid backward maximum SDU size for Point-to-Point Call (*bak_max_SDU_size*)**Description:** For a point-to-point call, the backward maximum SDU size is invalid

NHRP.094**Level:** UI_ERROR**Short Syntax:** NHRP.094 NHRP LSI No Next Hop @ match: nt *network ID***Long Syntax:** NHRP.094 NHRP LSI No Next Hop Address match: net *network ID***Description:** While attempting to set up a shortcut, the corresponding data structures for the NHRP LSI were not found. It appears that the initialization of the NHRP LSI did not complete successfully.

NHRP.095**Level:** UI_ERROR**Short Syntax:** NHRP.095 NHRP LSI Invid user or frm sap hndl: nt *network ID***Long Syntax:** NHRP.095 NHRP LSI Invalid user or frame sap handle: nt *network ID***Description:** While attempting to set up an SVC, the NHRP LSI user handle or frame sap handle was NULL.

NHRP.096**Level:** UI_ERROR**Short Syntax:** NHRP.096 NHRP LSI Call sap invld: nt *network ID***Long Syntax:** NHRP.096 NHRP LSI Call sap invalid: network *network ID***Description:** While attempting to set up an SVC, the NHRP LSI user does not have a valid call sap.

NHRP.097**Level:** UI_ERROR**Short Syntax:** NHRP.097 NHRP LSI atmPlaceCall Failure (*rc= return_code*): nt *network ID***Long Syntax:** NHRP.097 NHRP LSI atmPlaceCall Failure (*rc= return_code*): net *network ID***Description:** While attempting to set up an SVC, the services of the device driver returned a value other than SUCCESS.

NHRP.098**Level:** UI_ERROR**Short Syntax:** NHRP.098 NHRP LSI atmPlaceCall Failure destination: Atm@=*vcc_remote_atm_address***Long Syntax:** NHRP.098 NHRP LSI atmPlaceCall Failure destination: AtmAddr=*vcc_remote_atm_address***Description:** While attempting to set up an SVC, the services of the device driver returned a value other than SUCCESS. This is the addresses of the remote station that we are attempting to establish a VCC with.

NHRP.099**Level:** C_INFO**Short Syntax:** NHRP.099 NHRP LSI atmPlaceCall Success: Atm@= *atm_address* nt *network ID***Long Syntax:** NHRP.099 NHRP LSI atmPlaceCall Success: AtmAddr= *atm_address* net *network ID***Description:** A call was successfully placed. This channel should show up on the new channel list. It has not yet been answered. When it is answered, a PlaceCallAck message will appear in the log.

NHRP.100**Level:** C_INFO**Short Syntax:** NHRP.100 Function *function_name* called, nt *network ID***Long Syntax:** NHRP.100 Function *function_name* called, on network *network ID***Description:** NHRP LSI function called

NHRP.101**Level:** UI_ERROR**Short Syntax:** NHRP.101 Usr reg failed, on nt *network ID*, rc= *retcd***Long Syntax:** NHRP.101 User registration failed, on network *network ID*, rc = *retcd***Description:** NHRP LSI could not register

NHRP.102**Level:** UE_ERROR**Short Syntax:** NHRP.102 NHRP LSI: Inbnd data rcvd frm ATM@= *atm_addr* nt *network ID***Long Syntax:** NHRP.102 NHRP LSI: Inbound data received from ATM Address= *atm_addr* nt *network ID***Description:** The NHRP LSI has received data over a VCC. This should not occur since all NHRP LSI VCCs should be transmit only VCCs. The NHRP LSI will mark this ATM address as unusable and no other shortcuts will be set up to it.**Action:** correct the situaion so that the LEC at the other end of the NHRP LSI VCC does not send data. reboot the router.

NHRP.103**Level:** UE_ERROR**Short Syntax:** NHRP.103 NHRP LSI: Invlid Shrtct Atm@= *atm_addr* nt *network ID***Long Syntax:** NHRP.103 NHRP LSI: Invalid Shortcut Atm Addr= *atm_addr* nt *network ID***Description:** An NHRP LSI has been requested to set up a shortcut to an ATM address which has previously been determined to be unusable. This is a result of the NHRP LSI having previously received data over a VCC from this same ATM address. All NHRP LSI VCCs are transmit only.

NHRP.104**Level:** C_INFO**Short Syntax:** NHRP.104 NHRP LSI: New Shrtct Rqst NxtHp@= *next_hop_prot_addr*
Atm@= *atm_addr* nt *network ID***Long Syntax:** NHRP.104 NHRP LSI: New Shortcut Request Next Hop Addr=
next_hop_prot_addr Atm Addr= *atm_addr* nt *network ID***Description:** An NHRP LSI has been asked to set up a shortcut to a Next Hop for which no current shortcut is active. This is normal and a shortcut will now be set up to this new Next Hop.

NHRP.105**Level:** C_INFO**Short Syntax:** NHRP.105 NHRP LSI: Mdfy Shrtct Rqst NxtHp@= *next_hop_prot_addr*
Atm@= *atm_addr* nt *network ID***Long Syntax:** NHRP.105 NHRP LSI: Modify Shortcut Request Next Hop Addr=
next_hop_prot_addr Atm Addr= *atm_addr* nt *network ID***Description:** An NHRP LSI has been requested to set up a shortcut to a Next Hop for which there is already a shortcut. The parameters passed with this request will be checked against the parameters of the currently active shortcut and any changes in the new parameters will be reflected in the current shortcut.

NHRP.106**Level:** U_INFO**Short Syntax:** NHRP.106 NHRP LSI: MAC @ Chngd NxtHp@= *next_hop_prot_addr* New
MAC@= *new_mac_addr* Crrent MAC @= *current_mac_addr* nt *network ID***Long Syntax:** NHRP.106 NHRP LSI: MAC Address Changed Next Hop Addr=
next_hop_prot_addr New MAC Addr= *new_mac_addr* Current MAC Addr= *current_mac_addr*
nt *network ID***Description:** The mac address of the destination associated with an existing shortcut has been found to have changed.

NHRP.107**Level:** C_INFO**Short Syntax:** NHRP.107 NHRP LSI: Delete Shrtct Rqst NxtHp@= *next_hop_prot_addr* nt
*network ID***Long Syntax:** NHRP.107 NHRP LSI: Delete Shortcut Request Next Hop Addr=
next_hop_prot_addr nt *network ID***Description:** A request to delete a shortcut has been received and will be executed.

NHRP.108**Level:** UI_ERROR**Short Syntax:** NHRP.108 NHRP LSI: VCC Setup Err NxtHp@= *next_hop_prot_addr*
Atm@= *atm_addr* nt *network ID***Long Syntax:** NHRP.108 NHRP LSI: VCC Setup Error Next Hop Addr=
next_hop_prot_addr Atm Addr= *atm_addr* nt *network ID***Description:** The return code to a request to set up a VCC indicates that the VCC was not set up. Prior ELS messages should indicate the reason for this situation.

NHRP.109**Level:** U_INFO**Short Syntax:** NHRP.109 NHRP LSI: RIF Chngd NxtHp@= *next_hop_prot_addr* Atm@= *atm_addr* nt *network ID***Long Syntax:** NHRP.109 NHRP LSI: RIF Changed Next Hop Addr= *next_hop_prot_addr* Atm Addr= *atm_addr* nt *network ID***Description:** The routing information field (rif) associated with an existing shortcut has been found to have changed.

NHRP.110**Level:** C_INFO**Short Syntax:** NHRP.110 NHRP LSI: Hldng Time Reset NxtHp@= *next_hop_prot_addr* nt *network ID***Long Syntax:** NHRP.110 NHRP LSI: Holding Time Reset Next Hop Addr= *next_hop_prot_addr* nt *network ID***Description:** The holding time parameter passed to the NHRP LSI is greater than the current time to live associated with an existing shortcut. The existing shortcut will be modified to reflect the new holding time.

NHRP.111**Level:** C_INFO**Short Syntax:** NHRP.111 NHRP LSI: Cntrl Frame *direction* Atm@= *atm_addr* nt *network ID***Long Syntax:** NHRP.111 NHRP LSI: Control Frame *direction* Atm Addr= *atm_addr* nt *network ID***Description:** A control frame has been received by an NHRP LSI.

NHRP.112**Level:** P_TRACE**Short Syntax:** NHRP.112 Trace NHRP LSI data packet**Long Syntax:** NHRP.112 Trace NHRP LSI data packet**Description:** Trace NHRP LSI data packet

NHRP.113**Level:** P_TRACE**Short Syntax:** NHRP.113 Trace NHRP LSI control packet**Long Syntax:** NHRP.113 Trace NHRP LSI control packet**Description:** Trace NHRP LSI control packet

NHRP.114**Level:** UI_ERROR**Short Syntax:** NHRP.114 *caller_string* is passed a ibm lec net**Long Syntax:** NHRP.114 *caller_string* is being passed a non-forum compliant lec net**Description:** We do not support lane shortcuts to IBM LECs.

NHRP.115**Level:** UE_ERROR**Short Syntax:** NHRP.115 *caller_string* dtctd invld ATM addr tl= *addr_tl* or sub addr tl= *sub_addr_tl***Long Syntax:** NHRP.115 *caller_string* detected invalid ATM address type/len= *addr_tl* or sub address type/len= *sub_addr_tl***Description:** Either the type or the length field of the addr or sub address is not valid.

NHRP.116**Level:** UI_ERROR**Short Syntax:** NHRP.116 *caller_string* cant get the ccb**Long Syntax:** NHRP.116 *caller_string* can not get the ccb for 1483 transmit**Description:** We can't get the ccb to do 1483 transmits.

NHRP.117**Level:** UI_ERROR**Short Syntax:** NHRP.117 *caller_string* cant find the atmarp side car**Long Syntax:** NHRP.117 *caller_string* can not find the atmarp side car**Description:** The atmarp side car is not there.

NHRP.118**Level:** C_INFO**Short Syntax:** NHRP.118 *caller_string* connction exsts w/ autorfrsh set, arp ent cant be owned by NHRP**Long Syntax:** NHRP.118 *caller_string* detects existing connection with autorefresh configured**Description:** Atm connection already exists. Auto refresh is configured so NHRP cannot own this arp entry.

NHRP.119**Level:** C_INFO**Short Syntax:** NHRP.119 *caller_string* new arp ent being added**Long Syntax:** NHRP.119 *caller_string* new arp entry being added.**Description:** NHRP is adding an arp entry to the atmarp.

NHRP.120**Level:** C_INFO**Short Syntax:** NHRP.120 *caller_string* holding time updated**Long Syntax:** NHRP.120 *caller_string* holding time updated**Description:** Lowered the holding time to what's in the arp entry.

NHRP.121**Level:** UI_ERROR**Short Syntax:** NHRP.121 *caller_string* detctd unexpctd ATM addr changed**Long Syntax:** NHRP.121 *caller_string* detected unexpected ATM address changed**Description:** This is an unexpected ATM address change.

NHRP.122**Level:** UI_ERROR**Short Syntax:** NHRP.122 *caller_string* rdatm is null for corrspondng macrd= *macrd_elem***Long Syntax:** NHRP.122 *caller_string* rdatm element is null for the associated macrd element= *macrd_elem***Description:** if macrd element exist then the corresponding rdatm must exist. There must be an internal bug that caused this.

NHRP.123**Level:** UI_ERROR**Short Syntax:** NHRP.123 *caller_string* rdatm= *rdatm_elem* is not pting back to the corrspondng macrd= *macrd_elem***Long Syntax:** NHRP.123 *caller_string* rdatm= *rdatm_elem* is not pointing back to the associated macrd element= *macrd_elem***Description:** if macrd element exist then the corresponding rdatm must exist. The rdatm element is not pointing back to the macrd element. There must be an internal bug that caused this.

NHRP.124**Level:** C_INFO**Short Syntax:** NHRP.124 *caller_string* detctd a ip, mac or ri change**Long Syntax:** NHRP.124 *caller_string* detected a ip, mac or ri change**Description:** A MAC or RI change was detected in the function call.

NHRP.125**Level:** C_INFO**Short Syntax:** NHRP.125 *caller_string* free learp mac-atm elem for mac addr= *mac_addr***Long Syntax:** NHRP.125 *caller_string* free learp mac-atm element for mac addr= *mac_addr***Description:** Free LEARP_MAC_ATM_ENTRY for the specified mac address.

NHRP.126**Level:** C_INFO**Short Syntax:** NHRP.126 *caller_string* free learp rd-atm elem for next_rd= *next_rd***Long Syntax:** NHRP.126 *caller_string* free learp rd-atm element for the next route descriptor= *next_rd***Description:** Free LEARP_RD_ATM_ENTRY for the specified next route descriptor.

NHRP.127**Level:** C_INFO**Short Syntax:** NHRP.127 *caller_string* free learp mac-rd elem for nxt hp addr= *prot_addr***Long Syntax:** NHRP.127 *caller_string* free learp mac-rd element for next hop addr= *prot_addr***Description:** Free LEARP_MAC_RD_ENTRY for the specified ip address.

NHRP.128**Level:** C_INFO**Short Syntax:** NHRP.128 *caller_string* dtctd hldng time exprd for mac addr= *mac_addr***Long Syntax:** NHRP.128 *caller_string* detected holding time expired for mac addr= *mac_addr***Description:** Holding time has expired for the LEARP MAC-ATM Element Entry.

NHRP.129**Level:** C_INFO**Short Syntax:** NHRP.129 *caller_string* dtctd hldng time exprd for next_rd= *next_rd***Long Syntax:** NHRP.129 *caller_string* detected holding time expired for next route descriptor= *next_rd***Description:** Holding time has expired for the LEARP RD-ATM Element Entry.

NHRP.130**Level:** C_INFO**Short Syntax:** NHRP.130 *caller_string* rfrsh ent for mac addr= *mac_addr***Long Syntax:** NHRP.130 *caller_string* refresh entry for mac addr= *mac_addr***Description:** Refresh the LEARP MAC-ATM Element Entry for the specified mac address.

NHRP.131**Level:** C_INFO**Short Syntax:** NHRP.131 *caller_string* rfrsh ent for next_rd= *next_rd***Long Syntax:** NHRP.131 *caller_string* refresh entry for next route descriptor= *next_rd***Description:** Refresh the LEARP RD-ATM Element Entry for the specified next route descriptor.

NHRP.132**Level:** U_INFO**Short Syntax:** NHRP.132 LEC arp timer timed out for mac addr= *mac_addr***Long Syntax:** NHRP.132 LEC's arp timer timed out for mac addr= *mac_addr***Description:** NHRP triggered an LEARP for the specified MAC address but didn't get a reply.

NHRP.133**Level:** U_INFO**Short Syntax:** NHRP.133 LEC arp timer timed out for next_rdn= *next_rdn***Long Syntax:** NHRP.133 LEC's arp timer timed out for next route descriptor= *next_rdn***Description:** NHRP triggered an LEARP for the specified route descriptor but didn't get a reply.

NHRP.134**Level:** C_INFO**Short Syntax:** NHRP.134 LEC rcvd LE_ARP rply for mac addr= *mac_addr***Long Syntax:** NHRP.134 LEC received LE_ARP reply for mac addr= *mac_addr***Description:** NHRP triggered an LEARP for the specified MAC address and got a reply.

NHRP.135**Level:** C_INFO**Short Syntax:** NHRP.135 LEC rcvd LE_ARP rply for next_rdn= *next_rdn***Long Syntax:** NHRP.135 LEC received LE_ARP reply for next route descriptor= *next_rdn***Description:** NHRP triggered an LEARP for the specified route descriptor and got a reply.

NHRP.136**Level:** U_INFO**Short Syntax:** NHRP.136 LEC rcvd LE_ARP rply but atm addr changed, new addr= *atm_addr***Long Syntax:** NHRP.136 LEC received LE_ARP reply but atm address changed, new addr= *atm_addr***Description:** NHRP triggered an LEARP for a specified MAC address or Route Descriptor, and detected a change in the ATM address.

NHRP.137**Level:** C_INFO**Short Syntax:** NHRP.137 entry exists in LEC's arp table for mac_addr= *mac_addr***Long Syntax:** NHRP.137 entry exists in LEC's arp table for mac_addr= *mac_addr***Description:** NHRP triggered an LEARP for the specified MAC address but didn't get a reply.

NHRP.138**Level:** C_INFO**Short Syntax:** NHRP.138 entry exists in LEC's arp table for next_rdn= *next_rdn***Long Syntax:** NHRP.138 entry exists in LEC's arp table for next route descriptor= *next_rdn***Description:** NHRP triggered an LEARP for the specified route descriptor but didn't get a reply.

NHRP.139**Level:** UI_ERROR**Short Syntax:** NHRP.139 LEC arp tbl is full, nhrp cant get entry**Long Syntax:** NHRP.139 LEC's arp table is full, nhrp cannot get an entry**Description:** LEC's arp table is full and nhrp cannot get an entry. get a reply.**Action:** Configure the LEC's arp table size to a larger value.

NHRP.140**Level:** U_INFO**Short Syntax:** NHRP.140 LEC notifd NHRP of a tplyg change in net= *net_no***Long Syntax:** NHRP.140 LEC has notified NHRP of a topology change in net= *net_no***Description:** LEC notified NHRP that there's been a topology change.

NHRP.141**Level:** C_INFO**Short Syntax:** NHRP.141 *call_string* retrvd MAC addr succssfily from ARP for *proto_addr***Long Syntax:** NHRP.141 *call_string* retrieved MAC address successfully from ARP for *proto_addr***Description:** NHRP calls the ARP code to get the MAC address. If it can't get the MAC, NHRP waits a second before retrying.

NHRP.142**Level:** C_INFO**Short Syntax:** NHRP.142 *call_string* found *element_type* elemnt in del pendng**Long Syntax:** NHRP.142 *call_string* found *element_type* element in delete pending state**Description:** The caller found an learp element in delete pending state.

NHRP.143**Level:** C_INFO**Short Syntax:** NHRP.143 *call_string* cant find *element_type* elemnt**Long Syntax:** NHRP.143 *call_string* cannot find *element_type* element**Description:** The caller cannot find the learp element.

NHRP.144**Level:** C_INFO**Short Syntax:** NHRP.144 *caller_string* detctd LE_Regstrtn faild for *element_type*=
mac_addr on net= *net_no***Long Syntax:** NHRP.144 *caller_string* detected LE_Registration failed for *element_type*=
mac_addr on net= *net_no***Description:** NHRP's registration of a MAC/RD and ATM address that does not belong in this ELAN failed.

NHRP.145**Level:** C_INFO**Short Syntax:** NHRP.145 *caller_string* detected LE_Regstrtn workd for *element_type= mac_addr* on net= *net_no***Long Syntax:** NHRP.145 *caller_string* detected LE_Registration worked for *element_type= mac_addr* on net= *net_no***Description:** NHRP's registration of a MAC/RD and ATM address that does not belong in this ELAN was successful.

NHRP.146**Level:** C_INFO**Short Syntax:** NHRP.146 LE_Regstrtn pending for *element_type= mac_addr* on net= *net_no***Long Syntax:** NHRP.146 LE_Registration pending for *element_type= mac_addr* on net= *net_no***Description:** NHRP's registration of a MAC/RD and ATM address that does not belong in this ELAN is pending.

NHRP.147**Level:** UI_ERROR**Short Syntax:** NHRP.147 Cant send LE_Regstrtn for *element_type= mac_addr* on net= *net_no***Long Syntax:** NHRP.147 Cannot send the LE_Registration for *element_type= mac_addr* on net= *net_no***Description:** LEC having problems sending the LE_Registration of a MAC/RD and ATM address that does not belong in this ELAN

NHRP.148**Level:** C_INFO**Short Syntax:** NHRP.148 entry expird for *element_type= mac_addr* but LE_Regstrtn pendng**Long Syntax:** NHRP.148 entry expired for *element_type= mac_addr* but LE_Registration pending**Description:** The holding time for NHRP's registration of a MAC/RD and ATM address that does not belong in this ELAN has expired. However, there's a LE_Registration outstanding. This entry will not be deleted now.

NHRP.149**Level:** C_INFO**Short Syntax:** NHRP.149 LE_Regstrtn entry expird for *element_type= mac_addr* and markd to be deltd**Long Syntax:** NHRP.149 LE_Registration entry expired for *element_type= mac_addr* and marked to be deletd**Description:** The holding time for NHRP's registration of a MAC/RD and ATM address that does not belong in this ELAN has expired. The entry is marked to be deleted.

NHRP.150**Level:** C_INFO**Short Syntax:** NHRP.150 LE_Regstrtn entry expired for *element_type= mac_addr* unreg the entry**Long Syntax:** NHRP.150 LE_Registration entry expired for *element_type= mac_addr*, unregister the entry**Description:** The holding time for NHRP's registration of a MAC/RD and ATM address that does not belong in this ELAN has expired. The entry is marked to be deleted. This entry was registered successfully so NHRP will now unregister the entry.

NHRP.151**Level:** UE_ERROR**Short Syntax:** NHRP.151 *caller_string* dtctd invalid lsi *lan_type= lan_type***Long Syntax:** NHRP.151 *caller_string* detected invalid lsi *lan_type= lan_type***Description:** NHRP does not recognize the Lane Shortcut Interface *lan_types*.

NHRP.152**Level:** C_INFO**Short Syntax:** NHRP.152 LANE shrtct to one of our int = *ip_addr***Long Syntax:** NHRP.152 LANE shortcut to one of our interface= *ip_addr***Description:** NHRP is allowing a shortcut to one of the NHS's LEC IP address.

NHRP.153**Level:** C_INFO**Short Syntax:** NHRP.153 NHS rcvd Res Req**Long Syntax:** NHRP.153 NHS received Resolution Request**Description:** NHS has received a resolution request.

NHRP.154**Level:** UE_ERROR**Short Syntax:** NHRP.154 *caller_string* dtctd src or dst proto len err**Long Syntax:** NHRP.154 *caller_string* detected source or destination protocol length error**Description:** Caller detected protocol length error.

NHRP.155**Level:** UI_ERROR**Short Syntax:** NHRP.155 LANE shrtct to one of our int= *ip_addr***Long Syntax:** NHRP.155 LANE shortcut to one of our interface= *ip_addr***Description:** NHRP is allowing a shortcut to one of the NHS's LEC IP address.

NHRP.156**Level:** U_INFO**Short Syntax:** NHRP.156 *function_name*: placeholder**Long Syntax:** NHRP.156 *function_name*: placeholder**Description:** none

NHRP.157**Level:** UI_ERROR**Short Syntax:** NHRP.157 *caller_string* drop NHRP pkt because NHRP not enbld on int=*interface_num***Long Syntax:** NHRP.157 *caller_string* drop NHRP packet because NHRP is not enabled on this interface=*interface_num***Description:** Caller drop NHRP packet when NHRP is not enabled on the specified interface.

NHRP.158**Level:** UE_ERROR**Short Syntax:** NHRP.158 *caller_string* dtctd ckcksum err in rcvd NHRP pkt**Long Syntax:** NHRP.158 *caller_string* detected checksum error in received NHRP packet.**Description:** NHRP received a NHRP packet with checksum error.

NHRP.159**Level:** UE_ERROR**Short Syntax:** NHRP.159 *caller_string* dtctd version missmatch in the NHRP pkt**Long Syntax:** NHRP.159 *caller_string* detected version missmatch in the NHRP packet**Description:** NHRP received a resolution request from a client that was configured to be excluded.

NHRP.160**Level:** UE_ERROR**Short Syntax:** NHRP.160 *caller_string* rcvd NHRP pkt which is smaller than min NHRP pktsize**Long Syntax:** NHRP.160 *caller_string* received NHRP Packet which is smaller than the minimum NHRP Packet size**Description:** NHRP received a NHRP packet that is smaller than the minimum NHRP packet size.

NHRP.161**Level:** UE_ERROR**Short Syntax:** NHRP.161 *caller_string* dtctd dst unreachable to *proto_addr***Long Syntax:** NHRP.161 *caller_string* detected destination unreachable to *proto_addr***Description:** The caller has no route to the specified destination.

NHRP.162**Level:** UE_ERROR**Short Syntax:** NHRP.162 *caller_string* dtctd hop count exceeded in the NHRP fwd pkt**Long Syntax:** NHRP.162 *caller_string* detected hop count exceeded in the NHRP forward packet.**Description:** Caller is forwarding NHRP packet but exceeded the hop count.

NHRP.163**Level:** C_INFO**Short Syntax:** NHRP.163 *caller_string* cant get 1483 ATM addr**Long Syntax:** NHRP.163 *caller_string* cannot get 1483 ATM address**Description:** Caller is cannot get 1483 ATM address must queue the request and try again later.

NHRP.164**Level:** UI_ERROR**Short Syntax:** NHRP.164 *caller_string* dtctd err in the q mngmnt for *queue_type***Long Syntax:** NHRP.164 *caller_string* detected error in the queue management for *queue_type***Description:** Caller detected error while processing an element on a queue. There is a mismatch in the size of the queue and what's queued.

NHRP.165**Level:** C_INFO**Short Syntax:** NHRP.165 *caller_string* cant get MAC or corresponding ATM addr**Long Syntax:** NHRP.165 *caller_string* cannot get MAC or corresponding ATM address**Description:** Caller is cannot get either the MAC or the corresponding ATM address must queue the request and try again later.

NHRP.166**Level:** UI_ERROR**Short Syntax:** NHRP.166 *caller_string* invalid rc from *called_function***Long Syntax:** NHRP.166 *caller_string* invalid return code from *called_function***Description:** Caller encountered invalid return code.

NHRP.167**Level:** C_INFO**Short Syntax:** NHRP.167 NHS sending a *reply_type* to *src_proto_addr***Long Syntax:** NHRP.167 NHRP Server sending a *reply_type* to *src_proto_addr***Description:** NHRP Server is sending a the specified reply to the specified client.

NHRP.168

Level: UI_ERROR

Short Syntax: NHRP.168 NHS cant send a ResReply to *src_proto_addr*

Long Syntax: NHRP.168 NHRP Server cannot send a Resolution Reply to *src_proto_addr*

Description: NHRP Server cannot send a Resolution Reply to the specified client.

NHRP.169

Level: C_INFO

Short Syntax: NHRP.169 *caller_string* ARP/LEARP was successful

Long Syntax: NHRP.169 *caller_string* ARP and/or LEARP was successful

Description: Caller got the MAC and or ATM address needed to send a Resolution Reply.

NHRP.170

Level: UE_ERROR

Short Syntax: NHRP.170 Zero Hop Cli snding a RegReq

Long Syntax: NHRP.170 Zero Hop Client is sending a Registration Request.

Description: Zero Hop or Route Switching Client is sending a Registration Request.

NHRP.171

Level: C_INFO

Short Syntax: NHRP.171 *caller_string* forwarding *packet_type* pkt

Long Syntax: NHRP.171 *caller_string* forwarding *packet_type* packet

Description: Caller is forwarding the specified packet type.

NHRP.172

Level: UE_ERROR

Short Syntax: NHRP.172 *caller_string* cant forward *packet_type* pkt

Long Syntax: NHRP.172 *caller_string* cannot forward *packet_type* packet

Description: Caller cannot forward the specified packet.

Cause: NHS is not permitted to the next hop or the nexthop's net is not NHRP enabled or the nexthop's net is not switch connected to input net.

NHRP.173

Level: C_INFO

Short Syntax: NHRP.173 *caller_string* rcvd a *packet_type* pkt destined to me

Long Syntax: NHRP.173 *caller_string* received a *packet_type* packet destined to me

Description: Caller received the specified packet type destined to the MSS.

NHRP.174**Level:** UE_ERROR**Short Syntax:** NHRP.174 NHS dtctd a Proto-ATM mapping chg on a RegRequest spcfd as unique..src= *proto_addr***Long Syntax:** NHRP.174 NHS detected Protocol-ATM mapping change on a RegRequest specified as unique..source= *proto_addr***Description:** NHRP Server detected a Protocol and ATM mapping change on a refresh of a registration request that was specified as unique.

NHRP.175**Level:** C_INFO**Short Syntax:** NHRP.175 NHS ran out of mem for client registrations**Long Syntax:** NHRP.175 NHS ran out of memory for client registrations**Description:** NHRP Server ran out of memory to serve client registrations.**Cause:** Either NHS cannot get memory or we have reached the configured number of clients to be registered.

NHRP.176**Level:** UI_ERROR**Short Syntax:** NHRP.176 *caller_string* cant recgnz the NHRP pkt type = *packet_type_value***Long Syntax:** NHRP.176 *caller_string* cannot recognize the NHRP packet type = *packet_type_value***Description:** The caller does not recognize the NHRP Packet Type.

NHRP.177**Level:** UE_ERROR**Short Syntax:** NHRP.177 *caller_string* dtctd NHRP pktsz= *pktsize* greater than the input net's MTU= *mtu***Long Syntax:** NHRP.177 *caller_string* detected NHRP packet size= *pktsize* greater than the input net's MTU= *mtu***Description:** NHRP packet size is greater than the MTU of the input net. The MTU is maximum data size minus the LLC.

NHRP.178**Level:** UI_ERROR**Short Syntax:** NHRP.178 *caller_string* dtctd NHRP pktsz= *pktsize* greater than bytes rcvd= *bytes_rcvd***Long Syntax:** NHRP.178 *caller_string* detected NHRP packet size= *pktsize* greater than bytes received= *bytes_rcvd***Description:** NHRP packet size is greater than bytes received.

NHRP.179**Level:** UI_ERROR**Short Syntax:** NHRP.179 *caller_string* dtctd bytes rcvd= *bytes_rcvd* greater than max pkt size= *max_pkt_sz***Long Syntax:** NHRP.179 *caller_string* detected NHRP bytes received= *bytes_rcvd* greater than max packet size= *max_pkt_sz***Description:** NHRP bytes received is greater than the maximum data size for this net.

NHRP.180**Level:** U_INFO**Short Syntax:** NHRP.180 *caller_string* dtctd iniatlst == NULL implies IP not in the box**Long Syntax:** NHRP.180 *caller_string* detected iniatlst == NULL implies IP not in the box**Description:** IP is not configured in this MSS.

NHRP.181**Level:** C_INFO**Short Syntax:** NHRP.181 *caller_string* dtctd no IP defined on the physical net= *net_num***Long Syntax:** NHRP.181 *caller_string* detected that no IP address is defined on the physical net= *net_num***Description:** No IP address is configured on the physical net. This may limit NHRP shortcuts.

NHRP.182**Level:** C_INFO**Short Syntax:** NHRP.182 *caller_string* using anthr net= *net_num* to allw shrtctcs**Long Syntax:** NHRP.182 *caller_string* using another net= *net_num* to allow shortcuts**Description:** NHRP tries to find a different comparable net for shortcuts.

NHRP.183**Level:** C_INFO**Short Syntax:** NHRP.183 *caller_string* no alternate net found for shrtctcs**Long Syntax:** NHRP.183 *caller_string* no alternate net found for shortcuts**Description:** Can't find an alternate interface to allow shortcuts on.

NHRP.184**Level:** U_INFO**Short Syntax:** NHRP.184 *caller_string* rcvd NHRP pkts on intrfce= *net_num***Long Syntax:** NHRP.184 *caller_string* received NHRP pkts on interface= *net_num***Description:** Received NHRP packets on an interface that does not have NHRP enabled.

NHRP.185**Level:** UI_ERROR**Short Syntax:** NHRP.185 *caller_string* cant recgnz the *dest_type = dest_type_value***Long Syntax:** NHRP.185 *caller_string* cannot recognize the *dest_type = dest_type_value***Description:** The caller does not recognize the *dest_type*.

NHRP.186**Level:** UI_ERROR**Short Syntax:** NHRP.186 *caller_string* called *n_send()* but it cant send the NHRP pkt**Long Syntax:** NHRP.186 *caller_string* called *n_send()* but it cannot send the NHRP packet**Description:** *n_send* returned a bad return code.

NHRP.187**Level:** UI_ERROR**Short Syntax:** NHRP.187 *caller_string* called w/ bad input parm**Long Syntax:** NHRP.187 *caller_string* called with bad input parameter**Description:** One of the input parameter is incorrect.

NHRP.188**Level:** UI_ERROR**Short Syntax:** NHRP.188 *caller_string* cant find the *nxthp IP intf* to send NHRP Packet**Long Syntax:** NHRP.188 *caller_string* cannot find the *nextthp IP interface* to send NHRP Packet**Description:** Can't send the NHRP Packet out any interface.

NHRP.189**Level:** UI_ERROR**Short Syntax:** NHRP.189 *caller_string* cant recgnz *proto_state = proto_state***Long Syntax:** NHRP.189 *caller_string* cannot recognize the *proto_state = proto_state***Description:** The caller does not recognize the enable protocol bit pattern.

NHRP.190**Level:** C_INFO**Short Syntax:** NHRP.190 *caller_string* NHRP initialized on net = *net_no***Long Syntax:** NHRP.190 *caller_string* NHRP initialized on network number = *net_no***Description:** Notification that an NHRP enabled net has been initialized.

NHRP.191**Level:** C_INFO**Short Syntax:** NHRP.191 *caller_string* NHRP enbld net = *net_no* is down.**Long Syntax:** NHRP.191 *caller_string* NHRP enabled net = *net_no* is down.**Description:** Notification that an NHRP enabled net is down.

NHRP.192**Level:** U_INFO**Short Syntax:** NHRP.192 Rcvd Err Ind w/ err code= *error_code*, err offset= *error_offset*, from= *from_proto_addr***Long Syntax:** NHRP.192 Received Error Indication w/ error code= *error_code*, error offset= *error_offset*, from= *from_proto_addr***Description:** Notification that an Error Indication Packet is received and targeted to us.

NHRP.193**Level:** U_INFO**Short Syntax:** NHRP.193 *caller_string* rcvd err rc from inroute() for *ip_addr*: rte= *rte*, inrretyp= *inrretyp***Long Syntax:** NHRP.193 *caller_string* received error return code from inroute() for *ip_addr*: rte= *rte*, inrretyp= *inrretyp***Description:** Notification that there is a ip routing error.

NHRP.194**Level:** C_INFO**Short Syntax:** NHRP.194 *caller_string* rcvd a req for *ip_addr* which is one of our proto addr**Long Syntax:** NHRP.194 *caller_string* received a request for *ip_addr*, which is one of our protocol address**Description:** We received a request to shortcut to one of our protocol addresses.

NHRP.195**Level:** U_INFO**Short Syntax:** NHRP.195 *caller_string* rcvd out_net=sink net from inroute() for *ip_addr***Long Syntax:** NHRP.195 *caller_string* received out_net=sink net from inroute() for *ip_addr***Description:** The output net from the inroute call is a sink net.

NHRP.196**Level:** U_INFO**Short Syntax:** NHRP.196 *caller_string* cant route *dest*, no explicitly defined NHRP IP Servers**Long Syntax:** NHRP.196 *caller_string* cannot route *dest*, there is no explicitly defined NHRP IP Servers**Description:** We cannot use the routed path to route NHRP Packet and there are no NHRP IP Servers defined.

NHRP.197**Level:** C_INFO**Short Syntax:** NHRP.197 *caller_string* scan routing tbl bcause change occurred since last scan**Long Syntax:** NHRP.197 *caller_string* scan routing table because change has occurred since last scan**Description:** Notification that NHRP is scanning the routing table.

NHRP.198**Level:** UI_ERROR**Short Syntax:** NHRP.198 Invalid prefix= *prefix_flag* in *caller_string***Long Syntax:** NHRP.198 Invalid prefix flag= *prefix_flag* detected in *caller_string***Description:** Detected an invalid prefix flag.

NHRP.199**Level:** C_INFO**Short Syntax:** NHRP.199 *caller_string* did not dtct mac chgs so no purge triggered.**Long Syntax:** NHRP.199 *caller_string* did not detect mac changes, so no purge is triggered.**Description:** No Level 2 changes detected on the Lane Shortcut Interface server side, therefore, no NHRP Purge is sent.

NHRP.200**Level:** C_INFO**Short Syntax:** NHRP.200 *caller_string* waiting for L2 parms to be retrieved bfore chgs can be dtctd**Long Syntax:** NHRP.200 *caller_string* waiting for L2 parms to be retrieved before changes can be detected**Description:** Lane Shortcut Interface server must wait for Level 2 parameters to be retrieved before it can detect any changes to send an NHRP Purge.

NHRP.201**Level:** UE_ERROR**Short Syntax:** NHRP.201 ATM netids mismatch on nt *in_net* (netid *in_netid*) and nt *out_net* (netid *out_netid*)**Long Syntax:** NHRP.201 ATM network-ids mismatch on net *in_net* (netid *in_netid*) and net *out_net* (netid *out_netid*)**Description:** Inbound net and outbound net are not on same switched connected network. The ATM network-ids of the inbound net and outbound net are configured with different values.

NHRP.202**Level:** UI_ERROR**Short Syntax:** NHRP.202 Cant send LE_Unregstrtn for *element_type*= *mac_addr* on net= *net_no***Long Syntax:** NHRP.202 Cannot send the LE_Unregistration for *element_type*= *mac_addr* on net= *net_no***Description:** LEC having problems sending the LE_Unregistration of a MAC/RD and ATM address that does not belong in this ELAN

NHRP.203**Level:** C_INFO**Short Syntax:** NHRP.203 *caller_string* Cant register existing MAC/RD with new ATM addr for *element_type= mac_addr* on net= *net_no***Long Syntax:** NHRP.203 *caller_string* Cannot register existing MAC/RD with new ATM address for *element_type= mac_addr* on net= *net_no***Description:** NHRP's registration of a MAC/RD and ATM address failed

NHRP.204**Level:** C_INFO**Short Syntax:** NHRP.204 *caller_string* Rings not unique in merged RIF (ring *ring_no*)**Long Syntax:** NHRP.204 *caller_string* Ring numbers not unique in merged RIF (ring *ring_no*)**Description:** Merged RIF for 0-hop routing is in error

NHRP.205**Level:** C_INFO**Short Syntax:** NHRP.205 *caller_string* Merged RIF too long (driflen= *rif_len* sriflen= *rif_len* mriflen= *rif_len*)**Long Syntax:** NHRP.205 *caller_string* Merged RIF exceeded MAX_RIF_LEN (dest riflen= *rif_len*, src riflen= *rif_len*, merged riflen= *rif_len*)**Description:** Merged RIF for 0-hop routing is too long

NHRP.206**Level:** C_INFO**Short Syntax:** NHRP.206 *caller_string* No free virtual RDs**Long Syntax:** NHRP.206 *caller_string* All virtual route-descriptors are in use**Description:** All virtual Route-Descriptors are in use

NHRP.207**Level:** UI_ERROR**Short Syntax:** NHRP.207 *caller_string* retd failure for mac= *caller_string***Long Syntax:** NHRP.207 *caller_string* returned failure for mac address= *caller_string***Description:** The LEC code returned failure when trying to get local_flag for 0-hop client

NHRP.208**Level:** C_INFO**Short Syntax:** NHRP.208 0-Hop detd bridging type mismatch between mac= *caller_string* and mac= *caller_string***Long Syntax:** NHRP.208 0-Hop detected transparent and source-route bridges between mac= *caller_string* and mac= *caller_string***Description:** The 0-Hop routing incompatibility due to mixed bridging types

NHRP.209**Level:** C_INFO**Short Syntax:** NHRP.209 0-Hop rings overlap on net= *net_no***Long Syntax:** NHRP.209 0-Hop virtual ring range overlapping with another router on net=
*net_no***Description:** Warning user to configure non-overlapping 0-Hop virtual ring ranges

NHRP.210**Level:** UE_ERROR**Short Syntax:** NHRP.210 *caller_string* dtctd no 0-hop reg tbl alloc on net= *net_num***Long Syntax:** NHRP.210 *caller_string* detected that 0-hop registration table is not allocated
on net= *net_num***Description:** 0-hop registration table was not allocated on this net

NHRP.211**Level:** UI_ERROR**Short Syntax:** NHRP.211 Function *caller_string*, no valid LSI net on intf *net_num***Long Syntax:** NHRP.211 Function *caller_string* called, no valid LSI net found on interface
*net_num***Description:** NHRP LSI net SRAM record is not defined or is in Rel 1.1 format

Component Not Present Functions (NOT)

This chapter describes Component Not Present Functions (NOT) messages. For information on message content and how to use the message, refer to the Introduction.

NOT.001

Level: UINFO

Short Syntax: NOT.001 *source_net/ source_node -> destination_net/ destination_node* nt *network* ign

Long Syntax: NOT.001 *source_net/ source_node -> destination_net/ destination_node* net *network* ignored

Description: An AppleTalk packet was recognized but ignored because AppleTalk forwarding is not in this load.

NOT.002

Level: UINFO

Short Syntax: NOT.002 *source_net/ source_node -> destination_net/ destination_node* nt *network* ign

Long Syntax: NOT.002 *source_net/ source_node -> destination_net/ destination_node* net *network* ignored

Description: An AppleTalk packet was recognized but ignored because AppleTalk forwarding is not in this load.

NOT.003

Level: UINFO

Short Syntax: NOT.003 / *source_node -> / destination_node* nt *network* ign

Long Syntax: NOT.003 / *source_node -> / destination_node* net *network* ignored

Description: An AppleTalk packet with a short DDP header was recognized but ignored because AppleTalk forwarding is not in this load.

NOT.004

Level: UINFO

Short Syntax: NOT.004 DECnet pkt ign

Long Syntax: NOT.004 DECnet packet ignored, no DECnet forwarder

Description: A DECnet packet was received, but no DECnet forwarder is installed in the gateway.

NOT.005

Level: UINFO

Short Syntax: NOT.005 dsc pkt *source_ip_address -> destination_ip_address* nt *Network ID* no IP

Long Syntax: NOT.005 Discarded packet from *source_ip_address* for *destination_ip_address* net *Network ID*, no IP forwarder

Description: This message is generated by the fake IP forwarder for each packet which is received.

Cause: Received IP packet, but no IP forwarder.

NOT.006

Level: UINFO

Short Syntax: NOT.006 *source net/ address -> destination net/ address ign*

Long Syntax: NOT.006 packet from *source net/ address* for *destination net/ address* ignored

Description: An XNS packet arrives on a network and the XNS forwarder is not installed.

NOT.007

Level: UINFO

Short Syntax: NOT.007 dsc pkt *source_vines_network: source_vines_subnet -> destination_vines_network: destination_vines_subnet nt Network ID* no IP

Long Syntax: NOT.007 Discarded packet from *source_vines_network: source_vines_subnet* for *destination_vines_network: destination_vines_subnet* net *Network ID*, no VINES forwarder

Description: This message is generated by the fake VINES forwarder for each packet which is received when VINES is not enabled on the router.

NOT.008

Level: UINFO

Short Syntax: NOT.008 FAKE: pkt dscrd frm hst *source_address*

Long Syntax: NOT.008 FAKE: packet discarded from host *source_address*

Description: This message is generated by the SNMP fake-out routine.

Cause: An SNMP packet arrived and the router does not have SNMP support.

NOT.009

Level: UINFO

Short Syntax: NOT.009 FAKE: EGP neighbor *IP_address* lost

Long Syntax: NOT.009 FAKE: EGP neighbor *IP_address* lost

Description: This message is generated by the SNMP, EGP neighbor loss fake-out routine.

Cause: EGP tried to generate a neighbor loss event but the router does not have SNMP installed.

NOT.010

Level: UINFO

Short Syntax: NOT.010 disc frm *MAC_source -> MAC_destination* nt *networkID*

Long Syntax: NOT.010 discarded frame *MAC_source -> MAC_destination* network *networkID*

Description: A frame had been discarded due to SRB not configured on interface noted.

Cause: The null or fake forwarder is configured on the interface, all received SRB frames are discarded.

NOT.011**Level:** UINFO**Short Syntax:** NOT.011 Bridge *source_mac*-> *dest_mac*, no fwd, nt *network***Long Syntax:** NOT.011 Bridge frame from *source_mac* to *dest_mac*, no forwarder, network *network***Description:** Bridge frame received, but there is no bridging available in this load. The frame will be ignored.**Cause:** Receiving a frame to 802.2 destination SAP 42.

NOT.012**Level:** UINFO**Short Syntax:** NOT.012 Dropped by Fake Forwarder *MAC_source* -> *MAC_destination* nt *networkID***Long Syntax:** NOT.012 discarded frame *MAC_source* -> *MAC_destination* network *networkID***Description:** A frame had been discarded due to STB not configured on interface noted.**Cause:** The null or fake forwarder is configured on the interface, all received STB frames are discarded.

NOT.014**Level:** UINFO**Short Syntax:** NOT.014 *source_net/ source_node* -> *dest_net/ dest_node* ign**Long Syntax:** NOT.014 Packet from *source_net/ source_node* for *dest_net/ dest_node* ignored**Description:** An IPX packet arrived on a network and the IPX forwarder is not installed.

NOT.015**Level:** UINFO**Short Syntax:** NOT.015 disc frm *src_SRLY_addrH* -> *dst_SRLY_addrH* nt *networkID***Long Syntax:** NOT.015 discarded frame with source addr *src_SRLY_addrH* and destination addr *dst_SRLY_addrH* on network *networkID***Description:** A frame had been discarded due to SDLC relay not configured on interface noted.**Cause:** The null or fake forwarder is configured on the interface, all received SDLC relay frames are discarded.

Presence Manager (PM)

This chapter describes Presence Manager (PM) messages. For information on message content and how to use the message, refer to the Introduction.

PM.001

Level: U-INFO

Short Syntax: PM.001 Fan *fan* failed.

Long Syntax: PM.001 Cooling fan *fan* has failed.

Description: A cooling fan has stopped spinning at the minimum RPM required to provide adequate cooling.

PM.002

Level: U-INFO

Short Syntax: PM.002 Fan *fan* up to speed.

Long Syntax: PM.002 Cooling fan *fan* is up to speed.

Description: A cooling fan which had previously failed is now spinning at the minimum RPM required to provide adequate cooling.

PM.003

Level: U-INFO

Short Syntax: PM.003 Pwr Supp *power_supply* OFF.

Long Syntax: PM.003 Power Supply *power_supply* is OFF or has failed.

Description: A power supply has been powered-off or has failed.

PM.004

Level: U-INFO

Short Syntax: PM.004 Pwr Supp *power_supply* ON.

Long Syntax: PM.004 Power Supply *power_supply* is ON.

Description: A power supply has been powered-on.

PM.005

Level: U-INFO

Short Syntax: PM.005 Thermal *thermal* Overtemp.

Long Syntax: PM.005 Thermal Sensor *thermal* is over-temp.

Description: A thermal sensor reading has exceeded the specified threshold.

PM.006

Level: U-INFO

Short Syntax: PM.006 Thermal *thermal* below thresh.

Long Syntax: PM.006 Thermal Sensor *thermal* is below warning level.

Description: A thermal sensor reading which had previously exceeded the specified threshold is now below the specified threshold.

PM.007

Level: U-INFO

Short Syntax: PM.007 LIC2 *at0 at1 - lic_name* detected in slot *slot*.

Long Syntax: PM.007 LIC2 *at0 at1 - lic_name* detected in slot *slot*.

Description: A LIC of the type indicated has been detected in the slot indicated.

PM.008

Level: U-INFO

Short Syntax: PM.008 LIC2 *at0 at1 - lic_name* extracted from slot *slot*.

Long Syntax: PM.008 LIC2 *at0 at1 - lic_name* extracted from slot *slot*.

Description: A LIC of the type indicated has been extracted from the slot indicated.

PM.009

Level: U-INFO

Short Syntax: PM.009 Mechanical Insertion Error, slot *slot*.

Long Syntax: PM.009 Mechanical Insertion Error in slot *slot*.

Description: A mechanical insertion error has occurred indicating that the LIC type could not be detected. Re-inserting the LIC is required.

PM.010

Level: U-INFO

Short Syntax: PM.010 Unknown LIC Type in slot *slot*.

Long Syntax: PM.010 Unknown LIC Type detected in slot *slot*.

Description: The LIC type plugged into the slot does not match any known LIC type.

PM.011

Level: U-INFO

Short Syntax: PM.011 LIC2 *at0 at1 - lic_name* is not valid in slot *slot*.

Long Syntax: PM.011 LIC2 *at0 at1 - lic_name* is not valid in slot *slot*.

Description: The type of the LIC plugged into the slot is not compatible with a LIC present in an adjacent slot. As a result, the LIC will not be enabled and the "Wrong Slot" indicator will be on.

PM.012

Level: U-INFO

Short Syntax: PM.012 LIC2 *at0 at1 - lic_name* in slot *slot* is defective.

Long Syntax: PM.012 LIC2 *at0 at1 - lic_name* in slot *slot* is defective.

Description: The LIC type plugged into the slot is defective.

Point to Point Protocol Network Interface (PPP)

This chapter describes Point to Point Protocol Network Interface (PPP) messages. For information on message content and how to use the message, refer to the Introduction.

PPP.001

Level: C-INFO

Short Syntax: PPP.001 Req brng up IP, addr = *ip_address* nt *network ID*

Long Syntax: PPP.001 Request to bring up IP, local address = *ip_address*, on network *network ID*

Description: ppp_pprint routine called for IP protocol

PPP.002

Level: C-INFO

Short Syntax: PPP.002 Srl prt up, nt *network ID*

Long Syntax: PPP.002 Serial port came up sucessfully, on network *network ID*

Description: ppp_slftst2 routine liked the results of the load and init.

PPP.003

Level: C-INFO

Short Syntax: PPP.003 Mnt nt *network ID*

Long Syntax: PPP.003 Doing maint, on network *network ID*

Description: Entering ppp_mnt

PPP.004

Level: P-TRACE

Short Syntax: PPP.004 Nt opn fr outb *protocol_name*, nt *network ID*

Long Syntax: PPP.004 Outbound data discarded, not open for protocol *protocol_name*, on network *network ID*

Description: ppp_send was called for IP data when IP state is not open (OK).

PPP.005

Level: U-INFO

Short Syntax: PPP.005 Bd IP pkt xmt typ= *type*, nt *network ID*

Long Syntax: PPP.005 Bad IP packet to transmit: type = *type*, on network *network ID*

Description: slhc returned bad code for IP packet.

PPP.006

Level: CE-ERROR

Short Syntax: PPP.006 I_ERR on rcv nt *network ID*

Long Syntax: PPP.006 Packet received with I_ERR set, on network *network ID*

Description: ppp_in received packet with I_ERR set.

PPP.007**Level:** UE-ERROR**Short Syntax:** PPP.007 Rcv Bd fr addr *bad_address*, nt *network ID***Long Syntax:** PPP.007 Received packet with bad frame address = *bad_address*,, on network *network ID***Description:** ppp_in got a frame with address byte not 0xff.

PPP.008**Level:** UE-ERROR**Short Syntax:** PPP.008 Rcv Bd fr cntrl *bad_control*, nt *network ID***Long Syntax:** PPP.008 Received packet with bad frame control field = *bad_control*,, on network *network ID***Description:** ppp_in got a frame with control byte not = 3 (UI).

PPP.009**Level:** UE-ERROR**Short Syntax:** PPP.009 Rcv inv prtcl *bad_protocol*, nt *network ID***Long Syntax:** PPP.009 Received packet with invalid protocol = *bad_protocol*,, on network *network ID***Description:** ppp_in got a frame with protocol not valid (as opposed to unknown).

PPP.010**Level:** CE-ERROR**Short Syntax:** PPP.010 Nt opn fr inb *protocol_name*, nt *network ID***Long Syntax:** PPP.010 Inbound data discarded, not open for protocol *protocol_name*, on network *network ID***Description:** ppp_in received data when protocol state is not open.

PPP.011**Level:** CE-ERROR**Short Syntax:** PPP.011 Nt opn fr inb *control_protocol_name*, nt *network ID***Long Syntax:** PPP.011 Inbound *control_protocol_name*, discarded, not open for IPCP on network *network ID***Description:** ppp_in received control protocol data when LCP state is not open.

PPP.012**Level:** CE-ERROR**Short Syntax:** PPP.012 PAP nt supp nt *network ID***Long Syntax:** PPP.012 Received PAP packet, PAP unsupported, on network *network ID***Description:** ppp_in received a packet with PAP protocol, which we don't support.

PPP.013**Level:** CE-ERROR**Short Syntax:** PPP.013 prot *unsup_prot*, nt supp nt *network ID***Long Syntax:** PPP.013 Received packet with unsupported protocol *unsup_prot*,, on network *network ID***Description:** ppp_in received a packet with a protocol which we don't support.

PPP.014**Level:** C-TRACE**Short Syntax:** PPP.014 *fsm_name*/ *fsm_state*, *routine_name*, nt *network ID***Long Syntax:** PPP.014 FSM = *fsm_name*,, state = *fsm_state*,, called *routine_name*,, on network *network ID***Description:** Called the specified fsm routine.

PPP.015**Level:** UI-ERROR**Short Syntax:** PPP.015 *fsm_name*/ *fsm_state*, snd bd cd *code*, xmt, nt *network ID***Long Syntax:** PPP.015 FSM = *fsm_name*,, state = *fsm_state*,, tried to send bad code *code*,, on network *network ID***Description:** fsm_send called to send packet with bad code.**Cause:** Control blocks and/or memory corruption**Action:** Restart the router and call customer service

PPP.016**Level:** P-TRACE**Short Syntax:** PPP.016 *fsm_name*/ *fsm_state*, snd *code*,, id *id*, len *len*,, nt *network ID***Long Syntax:** PPP.016 FSM = *fsm_name*,, state = *fsm_state*,, sending *code*,, id *id*,, len *len*,, on network *network ID***Description:** fsm_send about to send fsm message.

PPP.017**Level:** P-TRACE**Short Syntax:** PPP.017 *fsm_name*/ *fsm_state*, rcv *code*,, id *id*, len *len*,, nt *network ID***Long Syntax:** PPP.017 FSM = *fsm_name*,, state = *fsm_state*,, received *code*,, id *id*,, len *len*,, on network *network ID***Description:** fsm_proc received fsm message.

PPP.018**Level:** CE-ERROR**Short Syntax:** PPP.018 *fsm_name*, *msg_type*, retr exc nt *network ID***Long Syntax:** PPP.018 *fsm_name*, FSM, *msg_type*, retries exceeded, on network *network ID***Description:** Too many retries of a config request or terminate request.

PPP.019**Level:** C-TRACE**Short Syntax:** PPP.019 LCP/ *lcp_state*, *routine_name*, nt *network ID***Long Syntax:** PPP.019 LCP, state = *lcp_state*,, called *routine_name*,, on network *network ID***Description:** Called the specified lcp routine.

PPP.020**Level:** UE-ERROR**Short Syntax:** PPP.020 Bd lcp rej id, exp *exp_id*, gt *got_id*,, nt *network ID***Long Syntax:** PPP.020 Bad LCP reject id, expected *exp_id*,, got *got_id*,, on network *network ID***Description:** lcp_rej got reject with bad id.

PPP.021**Level:** UE-ERROR**Short Syntax:** PPP.021 Bd lcp rej lngth, nt *network ID***Long Syntax:** PPP.021 Bad LCP reject length, on network *network ID***Description:** lcp_rej got reject with bad length.

PPP.022**Level:** UE-ERROR**Short Syntax:** PPP.022 Bd lcp rej opt *lcp_option*,, nt *network ID***Long Syntax:** PPP.022 Bad LCP reject option = *lcp_option*,, on network *network ID***Description:** lcp_rej got reject containing out-of-range option.

PPP.023**Level:** UE-ERROR**Short Syntax:** PPP.023 out-ordr lcp rej opt *lcp_option*,, nt *network ID***Long Syntax:** PPP.023 Bad LCP reject option = *lcp_option*,, on network *network ID***Description:** lcp_rej got reject containing out-of-order option.

PPP.024**Level:** UE-ERROR**Short Syntax:** PPP.024 Bd lcp req hdr lngth, nt *network ID***Long Syntax:** PPP.024 Bad LCP request header length, on network *network ID***Description:** lcp_req got request with bad header length.

PPP.025**Level:** UE-ERROR**Short Syntax:** PPP.025 Bd lcp req opt *lcp_option*, shrt, nt *network ID***Long Syntax:** PPP.025 Bad LCP request option = *lcp_option*,, data too short, on network *network ID***Description:** lcp_req got request containing option with insufficient data.

PPP.026**Level:** C-TRACE**Short Syntax:** PPP.026 lcp req rslt: *lcp_rslt*,, opt *lcp_option*,, ln *opt_len*,, nt *network ID***Long Syntax:** PPP.026 lcp request result: *lcp_rslt*,, option = *lcp_option*,, length = *opt_len*,, on network *network ID***Description:** Result, so far, of processing one option.

PPP.027**Level:** UE-ERROR**Short Syntax:** PPP.027 Bd lcp ack id, exp *exp_id*, gt *got_id*,, nt *network ID***Long Syntax:** PPP.027 Bad lcp ack id, expected *exp_id*,, got *got_id*,, on network *network ID***Description:** lcp_ack got config ack with bad id.

PPP.028**Level:** UE-ERROR**Short Syntax:** PPP.028 Bd lcp ack lngth, nt *network ID***Long Syntax:** PPP.028 Bad lcp ack length, on network *network ID***Description:** lcp_ack got config ack with bad length.

PPP.029**Level:** UE-ERROR**Short Syntax:** PPP.029 msmtchd lcp ack, nt *network ID***Long Syntax:** PPP.029 mis-matched data in lcp ack, on network *network ID***Description:** lcp_ack got ack whose data doesn't match our request.

PPP.030**Level:** UE-ERROR**Short Syntax:** PPP.030 Bd lcp nak id, exp *exp_id*, gt *got_id*,, nt *network ID***Long Syntax:** PPP.030 Bad LCP nak id, expected *exp_id*,, got *got_id*,, on network *network ID***Description:** lcp_nak got nak with bad id.

PPP.031**Level:** UE-ERROR**Short Syntax:** PPP.031 Bd lcp nak lngth, nt *network ID***Long Syntax:** PPP.031 Bad LCP nak length, on network *network ID***Description:** lcp_nak got nak with bad length.

PPP.032**Level:** UE-ERROR**Short Syntax:** PPP.032 Bd lcp nak opt *lcp_option*,, nt *network ID***Long Syntax:** PPP.032 Bad LCP nak option = *lcp_option*,, on network *network ID***Description:** lcp_nak got nak containing out-of-range option.

PPP.033**Level:** UE-ERROR**Short Syntax:** PPP.033 out-ordr lcp nak opt *lcp_option*,, nt *network ID***Long Syntax:** PPP.033 Bad LCP nak option = *lcp_option*,, on network *network ID***Description:** lcp_nak got nak containing out-of-order option.

PPP.034**Level:** UE-ERROR**Short Syntax:** PPP.034 Bd lcp nak opt *lcp_option*, shrt, nt *network ID***Long Syntax:** PPP.034 Bad LCP nak option = *lcp_option*,, data too short, on network *network ID***Description:** lcp_nak got nak containing option with insufficient data.

PPP.035**Level:** P_TRACE**Short Syntax:** PPP.035 mk mru *mru***Long Syntax:** PPP.035 making max receive unit with value *mru***Description:** lcp_option built mru.

PPP.036**Level:** P_TRACE**Short Syntax:** PPP.036 mk accm 0x *accm***Long Syntax:** PPP.036 making accm = 0x *accm***Description:** lcp_option built accm.

PPP.037**Level:** P_TRACE**Short Syntax:** PPP.037 mk aut 0x *auth***Long Syntax:** PPP.037 making authorization protocol with value 0x *auth***Description:** lcp_option built authorization.

PPP.038**Level:** P_TRACE**Short Syntax:** PPP.038 mk mag 0x *magic_number***Long Syntax:** PPP.038 making magic number with value 0x *magic_number***Description:** lcp_option built magic number.

PPP.039**Level:** P_TRACE**Short Syntax:** PPP.039 mk pfc**Long Syntax:** PPP.039 making protocol compression**Description:** lcp_option built protocol compression.

PPP.040**Level:** P_TRACE**Short Syntax:** PPP.040 mk acfc**Long Syntax:** PPP.040 making address/control field compression**Description:** lcp_option built address/control compression.

PPP.041**Level:** P_TRACE**Short Syntax:** PPP.041 mk qp 0x *protocol, period***Long Syntax:** PPP.041 making quality protocol = 0x *protocol*,, period = *period***Description:** lcp_option built quality.

PPP.042**Level:** P_TRACE**Short Syntax:** PPP.042 mk fcs**Long Syntax:** PPP.042 making 32-bit fcs**Description:** lcp_option built 32-bit fcs.

PPP.043**Level:** P_TRACE**Short Syntax:** PPP.043 mk lcp unk *option***Long Syntax:** PPP.043 making unknown lcp option *option***Description:** lcp_option built an unrecognized option.

PPP.044**Level:** P_TRACE**Short Syntax:** PPP.044 ck mru *mru***Long Syntax:** PPP.044 checking max receive unit with value *mru***Description:** lcp_check processed mru.

PPP.045**Level:** P_TRACE**Short Syntax:** PPP.045 ck accm 0x *accm***Long Syntax:** PPP.045 checking accm = 0x *accm***Description:** lcp_check processed accm.

PPP.046**Level:** P_TRACE**Short Syntax:** PPP.046 ck aut 0x *auth***Long Syntax:** PPP.046 checking authorization protocol with value 0x *auth***Description:** lcp_check processed authorization.

PPP.047**Level:** P_TRACE**Short Syntax:** PPP.047 ck mag 0x *magic_number***Long Syntax:** PPP.047 checking magic number with value 0x *magic_number***Description:** lcp_check processed magic number.

PPP.048**Level:** P_TRACE**Short Syntax:** PPP.048 ck pfc**Long Syntax:** PPP.048 checking protocol compression**Description:** lcp_check processed protocol compression.

PPP.049**Level:** P_TRACE**Short Syntax:** PPP.049 ck acfc**Long Syntax:** PPP.049 checking address/control field compression**Description:** lcp_check processed address/control compression.

PPP.050**Level:** P_TRACE**Short Syntax:** PPP.050 ck qp 0x *protocol, period***Long Syntax:** PPP.050 checking quality protocol = 0x *protocol*,, period = *period***Description:** lcp_check processed quality.

PPP.051**Level:** P_TRACE**Short Syntax:** PPP.051 ck fcs**Long Syntax:** PPP.051 checking 32-bit fcs**Description:** lcp_check processed 32-bit fcs.

PPP.052**Level:** P_TRACE**Short Syntax:** PPP.052 ck lcp unk *option***Long Syntax:** PPP.052 checking unknown lcp option *option***Description:** lcp_check processed an unrecognized option.

PPP.053**Level:** C-TRACE**Short Syntax:** PPP.053 *state, routine_name, nt network ID***Long Syntax:** PPP.053 state = *state*,, called *routine_name*,, on network *network ID***Description:** Called the specified cp routine.

PPP.054**Level:** UE-ERROR**Short Syntax:** PPP.054 Bd *control_protocol*, ack id, exp *exp_id*, gt *got_id*,, nt *network ID***Long Syntax:** PPP.054 Bad *control_protocol*, ack id, expected *exp_id*,, got *got_id*,, on network *network ID***Description:** xxcp_ack got config ack with bad id.

PPP.055**Level:** UE-ERROR**Short Syntax:** PPP.055 Bad *control_protocol*, ack lngth *got_len*, != *want_len*,, nt *network ID***Long Syntax:** PPP.055 Bad *control_protocol*, ack length *got_len*, not *want_len*,, on network *network ID***Description:** xxcp_ack got config ack with bad length.

PPP.056**Level:** UE-ERROR**Short Syntax:** PPP.056 msmtchd *control_protocol*, ack, nt *network ID***Long Syntax:** PPP.056 mis-matched data in *control_protocol*, ack, on network *network ID***Description:** xxcp_ack got ack whose data doesn't match our request.

PPP.057**Level:** UE-ERROR**Short Syntax:** PPP.057 Bd *control_protocol*, nak id, exp *exp_id*, gt *got_id*,, nt *network ID***Long Syntax:** PPP.057 Bad *control_protocol*, nak id, expected *exp_id*,, got *got_id*,, on network *network ID***Description:** xxcp_nak got nak with bad id.

PPP.058**Level:** UE-ERROR**Short Syntax:** PPP.058 Bd *control_protocol*, nak lngth, nt *network ID***Long Syntax:** PPP.058 Bad *control_protocol*, nak length, on network *network ID***Description:** xxcp_nak got nak with bad length.

PPP.059**Level:** UE-ERROR**Short Syntax:** PPP.059 Bd *control_protocol*, nak opt *ipcp_option*,, nt *network ID***Long Syntax:** PPP.059 Bad *control_protocol*, nak option = *ipcp_option*,, on network *network ID***Description:** xxcp_nak got nak containing out-of-range option.

PPP.060**Level:** UE-ERROR**Short Syntax:** PPP.060 out-ordr *control_protocol*, nak opt *ipcp_option*,, nt *network ID***Long Syntax:** PPP.060 Bad *control_protocol*, nak option = *ipcp_option*,, on network *network ID***Description:** xxcp_nak got nak containing out-of-order option.

PPP.061**Level:** UE-ERROR**Short Syntax:** PPP.061 Bd *control_protocol*, nak opt *ipcp_option*, shrt, nt *network ID***Long Syntax:** PPP.061 Bad *control_protocol*, nak option = *ipcp_option*,, data too short, on network *network ID***Description:** xxcp_nak got nak containing option with insufficient data.

PPP.062**Level:** UE-ERROR**Short Syntax:** PPP.062 Bd *control_protocol*, rej id, exp *exp_id*, gt *got_id*,, nt *network ID***Long Syntax:** PPP.062 Bad *control_protocol*, reject id, expected *exp_id*,, got *got_id*,, on network *network ID***Description:** xxcp_rej got reject with bad id.

PPP.063**Level:** UE-ERROR**Short Syntax:** PPP.063 Bd *control_protocol*, rej lngth, nt *network ID***Long Syntax:** PPP.063 Bad *control_protocol*, reject length, on network *network ID***Description:** xxcp_rej got reject with bad length.

PPP.064**Level:** UE-ERROR**Short Syntax:** PPP.064 Bd *control_protocol*, rej opt *ipcp_option*,, nt *network ID***Long Syntax:** PPP.064 Bad *control_protocol*, reject option = *ipcp_option*,, on network *network ID***Description:** xxcp_rej got reject containing out-of-range option.

PPP.065**Level:** UE-ERROR**Short Syntax:** PPP.065 out-ordr *control_protocol*, rej opt *ipcp_option*,, nt *network ID***Long Syntax:** PPP.065 Bad *control_protocol*, reject option = *ipcp_option*,, on network *network ID***Description:** xxcp_rej got reject containing out-of-order option.

PPP.066**Level:** P_TRACE**Short Syntax:** PPP.066 mk ads *src_addr*, *dest_addr***Long Syntax:** PPP.066 making IPCP addresses option, addresses = *src_addr*, *dest_addr***Description:** ipcp_option built (deprecated) IPCP addresses option.

PPP.067**Level:** P_TRACE**Short Syntax:** PPP.067 mk cmp 0x *comp_protocol*, *slots*,/ *slot_compress***Long Syntax:** PPP.067 making compression option 0x *comp_protocol*,, slots = *slots*,, slot_compress = *slot_compress***Description:** ipcp_option built compression option.

PPP.068**Level:** P_TRACE**Short Syntax:** PPP.068 mk ad *ip_address***Long Syntax:** PPP.068 making IPCP address option, address = *ip_address***Description:** ipcp_option built ipcp address option.

PPP.069**Level:** P_TRACE**Short Syntax:** PPP.069 mk *protocol*, unk *option***Long Syntax:** PPP.069 making unknown *protocol*, option *option***Description:** {ipcp,dncp}_option built unrecognized option.

PPP.070**Level:** P_TRACE**Short Syntax:** PPP.070 ck ads *src_addr, dest_addr***Long Syntax:** PPP.070 checking IPCP addresses option, addresses = *src_addr, dest_addr***Description:** ipcp_check processed (deprecated) IPCP addresses option.

PPP.071**Level:** P_TRACE**Short Syntax:** PPP.071 ck cmp 0x *comp_protocol, slots,/ slot_compress***Long Syntax:** PPP.071 checking compression option 0x *comp_protocol,, slots = slots,, slot_compress = slot_compress***Description:** ipcp_check processed compression option.

PPP.072**Level:** P_TRACE**Short Syntax:** PPP.072 ck ad *ip_address***Long Syntax:** PPP.072 checking IPCP address option, address = *ip_address***Description:** ipcp_check processed ipcp address option.

PPP.073**Level:** P_TRACE**Short Syntax:** PPP.073 ck *control_protocol, unk option***Long Syntax:** PPP.073 checking unknown *control_protocol, option option***Description:** ipcp_check processed ipcp unrecognized option.

PPP.074**Level:** UE-ERROR**Short Syntax:** PPP.074 Bd *control_protocol, req hdr lngth, nt network ID***Long Syntax:** PPP.074 Bad *control_protocol, request header length, on network network ID***Description:** xxcp_req got request with bad header length.

PPP.075**Level:** UE-ERROR**Short Syntax:** PPP.075 Bd *control_protocol, req opt ipcp_option, shrt, nt network ID***Long Syntax:** PPP.075 Bad *control_protocol, request option = ipcp_option,, data too short, on network network ID***Description:** xxcp_req got request containing option with insufficient data.

PPP.076**Level:** C-TRACE**Short Syntax:** PPP.076 *control_protocol*, req rslt: *ipcp_rslt*, opt *ipcp_option*, ln *opt_len*, nt *network ID***Long Syntax:** PPP.076 *control_protocol*, request result: *ipcp_rslt*, option = *ipcp_option*, length = *opt_len*, on network *network ID***Description:** Result, so far, of processing one option.

PPP.077**Level:** UE-ERROR**Short Syntax:** PPP.077 bd rcv len, pk *hdr_len*, dr *i_bxfr*, nt *network ID***Long Syntax:** PPP.077 bad length on received data, packet length = *hdr_len*, driver says *i_bxfr*, on network *network ID***Description:** The length field of an LCP, AP, or NCP packet didn't match the *i_bxfr* of the iorb.

PPP.078**Level:** C-INFO**Short Syntax:** PPP.078 Mdm sts chg, DCD *dcd* CTS *cts* nt *network ID***Long Syntax:** PPP.078 Modem status changed DCD = *dcd* CTS = *cts* on network *network ID***Description:** A modem status change has occurred. The present state is described.

PPP.079**Level:** UE-ERROR**Short Syntax:** PPP.079 prt rej rcv, prt 0x *protocol* nt *network ID***Long Syntax:** PPP.079 protocol reject received for protocol 0x *protocol* on network *network ID***Description:** Got a protocol reject packet from the link.

PPP.080**Level:** UE-ERROR**Short Syntax:** PPP.080 rc bd cd *packet_type*, prt *prot_type*, nt *network ID***Long Syntax:** PPP.080 Received bad code (*packet_type*,) for prot *prot_type*, on network *network ID***Description:** A packet from the net had a type which is not supported for that protocol.

PPP.081**Level:** UE-ERROR**Short Syntax:** PPP.081 rc bd mgc 0x *rcv_magic_num*, ours 0x *our_magic_num*, nt *network ID***Long Syntax:** PPP.081 Received bad magic number 0x *rcv_magic_num*, ours is 0x *our_magic_num*, on network *network ID***Description:** Didn't get magic number we wanted. If we got our own (the two args match) the link is looped back.

PPP.082**Level:** UE-ERROR**Short Syntax:** PPP.082 lpbk nt *network ID***Long Syntax:** PPP.082 link appears to be looped back on network *network ID***Description:** Excessive magic number collisions while trying to configure link.

PPP.083**Level:** UI-ERROR**Short Syntax:** PPP.083 Srl prt fl: 0x *status*, nt *network ID***Long Syntax:** PPP.083 Serial port failed init, stat: 0x *status*,, network *network ID***Description:** ppp_slftst2 observed bad status in (netp->n_idctp)->d_flg after init.

PPP.084**Level:** C-INFO**Short Syntax:** PPP.084 Req brng up DN nt *network ID***Long Syntax:** PPP.084 Request to bring up DECNET IV, on network *network ID***Description:** ppp_pprint routine called for Decnet IV protocol.

PPP.085**Level:** UE-ERROR**Short Syntax:** PPP.085 rc no mgc nt *network ID***Long Syntax:** PPP.085 Received message without a magic number, on network *network ID***Description:** A received packet which should have had a magic number (ECHO REQ, ECHO ACK, QUALITY REPORT, DISC REQ), didn't.

PPP.086**Level:** C-INFO**Short Syntax:** PPP.086 Req brng up IPX nt *network ID***Long Syntax:** PPP.086 Request to bring up IPX, on network *network ID***Description:** ppp_pprint routine called for IPX protocol.

PPP.087**Level:** C-INFO**Short Syntax:** PPP.087 Req brng up SRT nt *network ID***Long Syntax:** PPP.087 Request to bring up SRT, on network *network ID***Description:** ppp_pprint routine called for SRT protocol.

PPP.088**Level:** C-INFO**Short Syntax:** PPP.088 BNCP changed SR seg num from *oldsegnum* to *newsegnum* on port *port* nt *network ID***Long Syntax:** PPP.088 Bridging control protocol changed source route segment number from *oldsegnum* to *newsegnum* on port *port*, network *network ID***Description:** As a result of negotiating the source route line ID, the local side of the link changed its source route segment number.

PPP.089**Level:** C-TRACE**Short Syntax:** PPP.089 DROP: rcvd STB bdgd pkt but bdging dsbld on nt *network***Long Syntax:** PPP.089 Dropping the received Spanning Tree Bridged packet but bridging is disabled on network *network***Description:** A Bridged packet is received on this PPP interface even though the Spanning Tree Bridging is not enabled on this interface or STB is disabled in the box.

PPP.090**Level:** C-INFO**Short Syntax:** PPP.090 Req brng up AppleTalk nt *network ID***Long Syntax:** PPP.090 Request to bring up AppleTalk, on network *network ID***Description:** ppp_pprint routine called for Appletalk protocol.

PPP.091**Level:** UE-ERROR**Short Syntax:** PPP.091 ATCP add opt rejected on nt *network ID* - no common net num**Long Syntax:** PPP.091 ATCP address option rejected on network *network ID* - no common network number**Description:** An ATCP configuration reject will be sent because the AppleTalk Address option did not contain a common network number for the PPP link.

PPP.092**Level:** UE-ERROR**Short Syntax:** PPP.092 ATCP add opt rejected on nt *network ID* - remote's node ID invalid *node_id***Long Syntax:** PPP.092 ATCP address option rejected on network *network ID* - remote side's node ID is invalid *node_id***Description:** An ATCP configuration reject will be sent because the AppleTalk Address option from the remote side contained an invalid node ID.

PPP.093**Level:** C-INFO**Short Syntax:** PPP.093 Req brng up OSI nt *network ID***Long Syntax:** PPP.093 Request to bring up OSI, on network *network ID***Description:** ppp_pprint routine called for OSI protocol.

PPP.094**Level:** C-TRACE**Short Syntax:** PPP.094 CCP rec reset-req nt *network ID***Long Syntax:** PPP.094 CCP received compression reset-req on network *network ID***Description:** CCP received a reset request from the remote host. This is likely due to lost or corrupted packets.

PPP.095**Level:** C-TRACE**Short Syntax:** PPP.095 CCP snd reset-req nt *network ID***Long Syntax:** PPP.095 CCP sent compression reset-req on network *network ID***Description:** CCP sent a reset request to the remote host. This is due to lost or corrupted packets.

PPP.096**Level:** C-TRACE**Short Syntax:** PPP.096 CCP rec reset-ack nt *network ID***Long Syntax:** PPP.096 CCP received compression reset-ack on network *network ID***Description:** CCP received a reset acknowledge from the remote host.

PPP.097**Level:** UE-ERROR**Short Syntax:** PPP.097 Bd *control_protocol*, reset-ack id, exp *exp_id*, gt *got_id*,, nt *network ID***Long Syntax:** PPP.097 Bad *control_protocol*, reset-ack id, expected *exp_id*,, got *got_id*,, on network *network ID***Description:** *xxcp_reset_ack* got reset ack with bad id.

PPP.098**Level:** UE-ERROR**Short Syntax:** PPP.098 Bad *alg_name*, seq, exp *exp_id*, gt *got_id*,, nt *network ID***Long Syntax:** PPP.098 *alg_name*, decompress, bad sequence id, expected *exp_id*,, got *got_id*,, on network *network ID***Description:** ADC data decompress got bad sequence number. This is due to missing packets.

PPP.099**Level:** C-TRACE**Short Syntax:** PPP.099 CCP mk *opt_id*, sz *len*, opt *optval***Long Syntax:** PPP.099 CCP make option *opt_id*, length *len*, optionval *optval***Description:** CCP created an option of this type.

PPP.100**Level:** UE-ERROR**Short Syntax:** PPP.100 CCP bad packet nt *network ID***Long Syntax:** PPP.100 CCP decompressor dropped a bad packet, network *network ID***Description:** PPP data decompress dropped a bad packet.

PPP.101**Level:** C-INFO**Short Syntax:** PPP.101 ccinit *typename*, will *will_neg*, mem *mem*,, nt *network ID*.**Long Syntax:** PPP.101 CCP init: *typename*, will_negotiate *will_neg*, maxmem *mem*,, net *network ID*.**Description:** Boot time list of CCP's available compressors and their cost.

PPP.102**Level:** C-TRACE**Short Syntax:** PPP.102 cmkopt neg *want_neg*, len *length*.**Long Syntax:** PPP.102 ccp_mkoptions called to negotiate *want_neg*, returned packet *length* long.**Description:** CCP created options.

PPP.103**Level:** C-INFO**Short Syntax:** PPP.103 CCP dis nt *network ID*.**Long Syntax:** PPP.103 CCP data compression disabled at boot time, net *network ID*.**Description:** CCP data compression is disabled on this interface.

PPP.104**Level:** C-TRACE**Short Syntax:** PPP.104 uncmp pkt; cmp len *cmp_len*, > orig *orig_len*, (*action*,); nt *network ID***Long Syntax:** PPP.104 Uncompressible packet: compressed len *cmp_len*, >= uncompressed len *orig_len*, (*action*,), nt *network ID*.**Description:** CCP Compressor found an incompressible packet. Normally the original uncompressed packet is sent instead.

PPP.105**Level:** C-TRACE**Short Syntax:** PPP.105 CCP have *proto*, got *opt*, (*ob1*, *ob2*, *ob3*)**Long Syntax:** PPP.105 CCP proto *proto*, option is *opt*, (*ob1*, *ob2*, *ob3*).**Description:** Another router sent a configuration request containing options.

PPP.106**Level:** UE-ERROR**Short Syntax:** PPP.106 CDP gnt pkt *got*, (> *mru*).**Long Syntax:** PPP.106 CDP saw a giant packet of length *got*, (> *mru*).**Description:** The router received a compressed packet with too much data.

PPP.107**Level:** C-TRACE**Short Syntax:** PPP.107 STAC pkt after reset (*res_id*,) nt *network ID*.**Long Syntax:** PPP.107 STAC received a packet after reset (*res_id*,) net *network ID*.**Description:** A packet was discarded while waiting for Reset Acknowledge.

PPP.108**Level:** UI-ERROR**Short Syntax:** PPP.108 Ignoring extra IP addr: addr = *ip_address* nt *network ID***Long Syntax:** PPP.108 Ignoring multiple IP addresses configured on single PPP link, local address = *ip_address*, on network *network ID***Description:** IP/PPP can only support one IP address per PPP interface. When you configure multiple IP addresses on a single PPP interface, the router ignores all but the first IP address. This message indicates that the router is ignoring an IP address.

PPP.109**Level:** UI-ERROR**Short Syntax:** PPP.109 CCP rcv CODE_REJ *code*, nt *network ID*.**Long Syntax:** PPP.109 CCP received CODE_REJ for code *code*,, net *network ID*.**Description:** CCP received a CODE_REject for a CCP packet. Code 14 is RESET-REQ and remote hosts not supporting compression reset may reject it. The router terminates the CCP connection and may restart on its own.

PPP.110**Level:** C-INFO**Short Syntax:** PPP.110 CCP *dir*, no buf net *network ID*.**Long Syntax:** PPP.110 CCP *dir*,put no buffers available net *network ID*.**Description:** CCP tried to allocate an input or output buffer and failed.

PPP.111**Level:** C-TRACE**Short Syntax:** PPP.111 CCP R-req timeout nt *network ID*.**Long Syntax:** PPP.111 CCP Reset-req timeout expired net *network ID*.**Description:** CCP sent a reset request and timed out waiting for an acknowledgement.

PPP.112**Level:** C-INFO**Short Syntax:** PPP.112 Req brng up APPN ISR nt *network ID***Long Syntax:** PPP.112 Request to bring up APPN ISR, on network *network ID***Description:** ppp_pprint routine called for APPN ISR protocol.

PPP.113**Level:** C-INFO**Short Syntax:** PPP.113 Req brng up APPN HPR nt *network ID***Long Syntax:** PPP.113 Request to bring up APPN HPR, on network *network ID***Description:** ppp_pprint routine called for APPN HPR protocol.

PPP.114**Level:** C-INFO**Short Syntax:** PPP.114 *message***Long Syntax:** PPP.114 *message***Description:** Special event messages - used for internal development.

PPP.115**Level:** C-INFO**Short Syntax:** PPP.115 PAP Rcv Req nt *network ID*.**Long Syntax:** PPP.115 PAP Received Authentication Request net *network ID*.**Description:** PAP received an authentication request from peer.

PPP.116**Level:** C-INFO**Short Syntax:** PPP.116 PAP Rcv *packet_type*, nt *network ID*.**Long Syntax:** PPP.116 PAP Received *packet_type*, net *network ID*.**Description:** PAP received an ACK or NAK on an authentication request.

PPP.117**Level:** UE-ERROR**Short Syntax:** PPP.117 Bd id, exp *exp_id*, gt *got_id*,, nt *network ID***Long Syntax:** PPP.117 Bad id, expected *exp_id*,, got *got_id*,, on network *network ID***Description:** PAP or CHAP packet with id different than expected.

PPP.118**Level:** UE-ERROR**Short Syntax:** PPP.118 *protocol*, Bd typ *type*, nt *network ID*.**Long Syntax:** PPP.118 *protocol*, Bad Packet Type *type*, net *network ID*.**Description:** PAP or CHAP got a packet type that was illegal.

PPP.119**Level:** P-TRACE**Short Syntax:** PPP.119 CHAP rcv pkt *packet_type*, nt *network ID*.**Long Syntax:** PPP.119 CHAP receive packet type *packet_type*, on net *network ID*.**Description:** CHAP received a packet.

PPP.120**Level:** P-TRACE**Short Syntax:** PPP.120 CHAP snd pkt *packet_type*, nt *network ID*.**Long Syntax:** PPP.120 CHAP sent packet type *packet_type*, on net *network ID*.**Description:** CHAP sent a packet.

PPP.121**Level:** UE-ERROR**Short Syntax:** PPP.121 CHAP bad len nt *network ID*.**Long Syntax:** PPP.121 CHAP bad response length net *network ID*.**Description:** CHAP received a response packet that was too short.

PPP.122**Level:** C-INFO**Short Syntax:** PPP.122 CHAP user *username*, not found nt *network ID*.**Long Syntax:** PPP.122 CHAP user *username*, not found net *network ID*.**Description:** The name sent in the CHAP response was not found in our list.

PPP.123**Level:** C-INFO**Short Syntax:** PPP.123 CHAP bad digest *digest*, nt *network ID*.**Long Syntax:** PPP.123 CHAP bad digest *digest*, net *network ID*.**Description:** The digest sent did not match the local calculation.

PPP.124**Level:** C-INFO**Short Syntax:** PPP.124 *protocol*, msg *message*, nt *network ID*.**Long Syntax:** PPP.124 *protocol*, message *message*, net *network ID*.**Description:** PAP or CHAP reply packet contained a plaintext message.

PPP.125**Level:** C-INFO**Short Syntax:** PPP.125 CHAP CHAL *direction*, name= *name*, nt *network ID*.**Long Syntax:** PPP.125 CHAP CHAL *direction*, name= *name*, nt *network ID*.**Description:** A CHAP challenge was issued or received.

PPP.126**Level:** C-INFO**Short Syntax:** PPP.126 CHAP RESP *direction*, name= *name*, nt *network ID*.**Long Syntax:** PPP.126 CHAP RESP *direction*, name= *name*, nt *network ID*.**Description:** A response to a CHAP challenge was issued or received.

PPP.127**Level:** C-INFO**Short Syntax:** PPP.127 PAP REQ *direction*, name= *name*, nt *network ID*.**Long Syntax:** PPP.127 PAP REQ *direction*, name= *name*, nt *network ID*.**Description:** A PAP request was issued or received.

PPP.128**Level:** CE-ERROR**Short Syntax:** PPP.128 Rcvd illegal *protocol*, nt *network ID*.**Long Syntax:** PPP.128 Rcvd illegal *protocol*, nt *network ID*.**Description:** received a PAP or CHAP packet that did not correspond to the negotiated options.

PPP.129**Level:** C-TRACE**Short Syntax:** PPP.129 *protocol*, *flag*, done nt *network ID*.**Long Syntax:** PPP.129 *protocol*, *flag*, Authentication complete net *network ID*.**Description:** Either local or remote authentication completed successfully.

PPP.130**Level:** C-INFO**Short Syntax:** PPP.130 Auth done nt *network ID*.**Long Syntax:** PPP.130 Authentication completed successfully on net *network ID*.**Description:** All authentication completed successfully.

PPP.131**Level:** C-TRACE**Short Syntax:** PPP.131 *protocol*, *fcn_name*, nt *network ID*.**Long Syntax:** PPP.131 *protocol*, *fcn_name*, net *network ID*.**Description:** Called the specified authentication function.

PPP.132**Level:** C-TRACE**Short Syntax:** PPP.132 No name cfgrd nt *network ID*.**Long Syntax:** PPP.132 No name configured net *network ID*.**Description:** No name is configured on this PPP interface

PPP.133**Level:** P-TRACE**Short Syntax:** PPP.133 LCP Ident: *message*, nt *network ID*.**Long Syntax:** PPP.133 LCP Identification: *message*, on net *network ID***Description:** LCP Identification Packet Received

PPP.134**Level:** C-INFO**Short Syntax:** PPP.134 *seconds*, seconds remaining pkt typ *packet_type*, nt *network ID*.**Long Syntax:** PPP.134 *seconds*, seconds remaining packet type *packet_type*, on net *network ID***Description:** TIME REMAINING Packet Received

PPP.135**Level:** P-TRACE**Short Syntax:** PPP.135 time rem start *seconds*, seconds net *network ID*.**Long Syntax:** PPP.135 Time Remaining Started with *seconds*, Seconds Remaining net *network ID*.**Description:** Time Remaining Started

PPP.136**Level:** P-TRACE**Short Syntax:** PPP.136 time rem sent *seconds*, seconds left net *network ID*.**Long Syntax:** PPP.136 Time Remaining Packet Sent *seconds*, Seconds Remaining net *network ID***Description:** TIME REMAINING Packet Sent

PPP.137**Level:** C-INFO**Short Syntax:** PPP.137 No Time Remaining! Forced Shutdown net *network ID*.**Long Syntax:** PPP.137 No Time Remaining! Forced Shutdown net *network ID*.**Description:** No Time Remaining! Forced Shutdown

PPP.138**Level:** P-TRACE**Short Syntax:** PPP.138 *protocol*, snd pkt *packet_type*, id *id*, nt *network ID*.**Long Syntax:** PPP.138 *protocol*, sent packet type *packet_type*, id= *id*, on net *network ID*.**Description:** Authentication protocol sent a packet.

PPP.139**Level:** P-TRACE**Short Syntax:** PPP.139 *protocol*, rcv pkt *packet_type*, nt *network ID*.**Long Syntax:** PPP.139 *protocol*, receive packet type *packet_type*, on net *network ID*.**Description:** Authentication protocol received a packet.

PPP.140**Level:** C-INFO**Short Syntax:** PPP.140 *protocol*, Rcv *packet_type*, nt *network ID*.**Long Syntax:** PPP.140 *protocol*, Received *packet_type*, net *network ID*.**Description:** Authentication protocol received an ACK or NAK on an authentication request.

PPP.141**Level:** P-TRACE**Short Syntax:** PPP.141 Rcvd *what*, prtcl=0x *protocol*, len= *length*, nt *network ID*.**Long Syntax:** PPP.141 Packet (*what*) Received, protocol=0x *protocol*, length= *length*, net *network ID*.**Description:** PPP received a packet. The "what" parameter indicates whether the packet was really received as a regular packet "pkt" or whether it was received as a compressed data packet "CDP". The protocol and lengths shown are after decompression has taken place.

PPP.142**Level:** P-TRACE**Short Syntax:** PPP.142 Received Unlimited Seconds Remaining pkt typ *packet_type*, nt *network ID*.**Long Syntax:** PPP.142 Received Unlimited Seconds Remaining Packet Type *packet_type*, on net *network ID***Description:** Unlimited Time Remaining Packet Received

PPP.143**Level:** P-TRACE**Short Syntax:** PPP.143 Unlimited Seconds Remaining for net *network ID*.**Long Syntax:** PPP.143 Unlimited Seconds Remaining net *network ID*.**Description:** Unlimited Time Remaining

PPP.144**Level:** P-TRACE**Short Syntax:** PPP.144 Unlimited Time Remaining Packet Sent net *network ID*..**Long Syntax:** PPP.144 Unlimited Time Remaining Packet Sent net *network ID***Description:** Unlimited Time Remaining Packet Sent

PPP.145**Level:** U-INFO**Short Syntax:** PPP.145 Test # *test_number* triggered, nt *network ID*. --> *test_description***Long Syntax:** PPP.145 Test # *test_number* triggered on net *network ID*. Description: *test_description***Description:** A special diagnostic test has been triggered.

PPP.146**Level:** UE-ERROR**Short Syntax:** PPP.146 CDP decomp err: data exceeds MRU, nt *network ID*.**Long Syntax:** PPP.146 CDP decompression error; expanded data length > MRU, net *network ID***Description:** Data decompression expanded a packet to produce a PPP information field which exceeds the negotiated MRU value. This could be due to a problem at the sending end rather than the receiver, or due to corrupt data in the received packet.

PPP.147**Level:** U-INFO**Short Syntax:** PPP.147 MRU reduced (was *old_mru*, now *new_mru*), nt *network ID*.**Long Syntax:** PPP.147 MRU has been reduced, from *old_mru*, to *new_mru*, net *network ID*.**Description:** The MRU value being used on a PPP link has been reduced from the configured value, because the underlying link won't support the configured MRU. The base cause of this is that the underlying link framesize is not large enough to contain a complete PPP packet with the specified MRU. This most likely will occur on an ISDN dial circuit, where the framesize configured for the ISDN base net is too small for PPP packets with the specified MRU to be sent.**Action:** As long as the new MRU value is acceptable, no action needed. Otherwise, reconfigure the PPP interface to have a smaller MRU which fits in the base link framing, or increase the framesize parameters for the underlying link to handle the specified PPP MRU value.

PPP.148**Level:** UI-ERROR**Short Syntax:** PPP.148 Init MRU= *mru*, too small (<1500) for PPP nt *network ID*.**Long Syntax:** PPP.148 Initial MRU value of *mru*, is too small, net *network ID*.**Description:** The initial MRU value being used on a PPP link is too small to allow proper operation of the link. This error indicates that the internal input data buffers are too small to receive PPP frames with 1500 bytes of data. PPP requires the ability to handle 1500 bytes of data -- smaller MRU values can be negotiated via LCP, but until this is done the MRU is 1500. The base cause of this message is that the underlying link framesize is not large enough to contain a complete PPP packet with the default MRU size of 1500. Note that the problem here is *not* with the configured PPP MRU value, as this is merely the value which gets negotiated via LCP and can ultimately be less than 1500; instead, the problem is that the data buffers aren't large enough for PPP to revert to 1500 byte packets in case of loss of sync or renegotiation of the MRU. The network will probably function though as long as a smaller MRU is negotiated, since control packets would rarely be long enough to pose a problem. This most likely will occur on an ISDN dial circuit, where the framesize configured for the ISDN base net is too small to carry a PPP packet with 1500 data bytes.

Action: Reconfigure the underlying link parameters (such as the ISDN framesize). If the problem persists, contact customer service.

PPP.149

Level: P-TRACE

Short Syntax: PPP.149 Rcv pkt discard, rsn= *reason*,, nt *network ID*

Long Syntax: PPP.149 Input packet discarded, reason= *reason*,, nt *network ID*

Description: PPP discarded a packet it received.

Action: None; informational message only.

PPP.150

Level: P_TRACE

Short Syntax: PPP.150 Pkt data= *data*... nt *network ID*

Long Syntax: PPP.150 Packet data= *data*... net *network ID*

Description: This informational message simply displays the first several bytes of data in a packet. It always comes out in conjunction with some other ELS message and should never be produced as a standalone message. The exact data displayed, and where it comes from within the packet, are dependent on the event which resulted in producing this message.

Action: None; informational message only.

PPP.151

Level: C-INFO

Short Syntax: PPP.151 Net dwn, *why*,, nt *network ID*

Long Syntax: PPP.151 Signalling a net down on network, cause= *why*,, *network ID*

Description: PPP signalling a net-down event to higher layers.

PPP.152

Level: C_INFO

Short Syntax: PPP.152 Net dn + net up for MRU change *old_mru*,-> *new_mru*,, nt *network ID*

Long Syntax: PPP.152 Net down/up due to MRU change from *old_mru*, to *new_mru*,, net *network ID*

Description: MRU has changed for the link; PPP has to do a net down and a net up as part of the process of telling the protocols about the new MRU size.

PPP.153

Level: P-TRACE

Short Syntax: PPP.153 Sent pkt, prtcl=0x *protocol*, len= *length*, rc= *status*, nt *network ID*.

Long Syntax: PPP.153 Packet Sent, protocol=0x *protocol*, length= *length*, status= *status*, net *network ID*.

Description: PPP sent a packet. This actually means it handed off the packet to be delivered by the underlying device driver. It is possible that the device driver or the Bandwidth Reservation system blocked the actual transmission of the packet - this would be indicated by a non-zero value for the status (return code) value. The protocol and length values are the values prior to data compression, if a packet is sent in compressed form.

PPP.154**Level:** C-INFO**Short Syntax:** PPP.154 CCP start cmp *algorithm options*, nt *network ID***Long Syntax:** PPP.154 CCP start compressor *algorithm options*, on network *network ID***Description:** CCP has successfully negotiated a compression algorithm.

PPP.155**Level:** C-INFO**Short Syntax:** PPP.155 CCP start dcmp *algorithm options*, nt *network ID***Long Syntax:** PPP.155 CCP start decompressor *algorithm options*, on network *network ID***Description:** CCP has successfully negotiated a decompression algorithm.

PPP.156**Level:** C-INFO**Short Syntax:** PPP.156 CCP stop cmp *algorithm*, nt *network ID***Long Syntax:** PPP.156 CCP start compressor *algorithm*, on network *network ID***Description:** CCP has shutdown compression.

PPP.157**Level:** C-INFO**Short Syntax:** PPP.157 CCP stop dcmp *algorithm*, nt *network ID***Long Syntax:** PPP.157 CCP stop compressor *algorithm*, on network *network ID***Description:** CCP has shutdown compression.

PPP.158**Level:** C-INFO**Short Syntax:** PPP.158 PPP net down, nt *network ID***Long Syntax:** PPP.158 PPP net down, on network *network ID***Description:** The PPP link has gone down. This may be due to an externally signalled event, or due to some internally generated PPP event which will be reported via PPP_151.

PPP.159**Level:** C-INFO**Short Syntax:** PPP.159 PPP link down (disconnect on DOD link), nt *network ID***Long Syntax:** PPP.159 PPP link down (disconnect on dial-on-demand link), on network *network ID***Description:** The PPP link has gone down on a dial-on-demand circuit. This differs from event PPP_158 in that the link is down from PPP's perspective, but the network interface is still up from the layer-3 protocols' perspective.

PPP.160**Level:** C-INFO**Short Syntax:** PPP.160 PPP link disabled, nt *network ID***Long Syntax:** PPP.160 PPP link disabled, on network *network ID***Description:** A PPP link was disabled.

PPP.161**Level:** P_TRACE**Short Syntax:** PPP.161 ck mrru *mrru***Long Syntax:** PPP.161 checking max reconstructed receive unit with value *mrru***Description:** lcp_check processed mrru.

PPP.162**Level:** P_TRACE**Short Syntax:** PPP.162 ck short seqnos**Long Syntax:** PPP.162 checking short sequence numbers**Description:** lcp_check processed short seqnos.

PPP.163**Level:** P_TRACE**Short Syntax:** PPP.163 ck endpt discr. cls= *class* addr= *addr***Long Syntax:** PPP.163 checking endpoint discriminator class= *class*,addr= *addr***Description:** lcp_check processed endpoint discriminator.

PPP.164**Level:** P_TRACE**Short Syntax:** PPP.164 ck link discr= *LD***Long Syntax:** PPP.164 checking link discriminator = *LD***Description:** lcp_check processed link discriminator.

PPP.165**Level:** C-INFO**Short Syntax:** PPP.165 Assigning IP Address *ip_address*, nt *network ID***Long Syntax:** PPP.165 Assigning IP Address *ip_address*, nt *network ID***Description:** IP address for IPCP negotiation assigned

PPP.166**Level:** UE-ERROR**Short Syntax:** PPP.166 EDP gnt pkt *got*, (> *mru*).**Long Syntax:** PPP.166 EDP saw a giant packet of length *got*, (> *mru*).**Description:** The router received a encrypted packet with too much data.

PPP.167**Level:** C-TRACE**Short Syntax:** PPP.167 ECP mk *opt_id*, *sz len*, opt *optval***Long Syntax:** PPP.167 ECP make option *opt_id*, length *len*, optionval *optval***Description:** ECP created an option of this type.

PPP.168**Level:** C-TRACE**Short Syntax:** PPP.168 ECP have *proto*, got *opt*, (*ob1*, *ob2*, *ob3*)**Long Syntax:** PPP.168 ECP proto *proto*, option is *opt*, (*ob1*, *ob2*, *ob3*).**Description:** Another router sent a configuration request containing options.

PPP.169**Level:** C-TRACE**Short Syntax:** PPP.169 ECP rec reset-req nt *network ID***Long Syntax:** PPP.169 ECP received encryption reset-req on network *network ID***Description:** ECP received a reset request from the remote host. This is likely due to lost or corrupted packets.

PPP.170**Level:** C-TRACE**Short Syntax:** PPP.170 ECP rec reset-ack nt *network ID***Long Syntax:** PPP.170 ECP received encryption reset-ack on network *network ID***Description:** ECP received a reset acknowledge from the remote host.

PPP.171**Level:** UI-ERROR**Short Syntax:** PPP.171 ECP rcv CODE_REJ *code*, nt *network ID*.**Long Syntax:** PPP.171 ECP received CODE_REJ for code *code*,, net *network ID*.**Description:** ECP received a CODE_REJect for a ECP packet. Code 14 is RESET-REQ and remote hosts not supporting encryption reset may reject it. The router terminates the ECP connection and may restart on its own.

PPP.172**Level:** C-INFO**Short Syntax:** PPP.172 ECP dis nt *network ID*.**Long Syntax:** PPP.172 ECP data encryption disabled at boot time, net *network ID*.**Description:** ECP data encryption is disabled on this interface.

PPP.173**Level:** C-INFO**Short Syntax:** PPP.173 ccinit *typename*, will *will_neg*, mem *mem*,, nt *network ID*.**Long Syntax:** PPP.173 ECP init: *typename*, will_negotiate *will_neg*, maxmem *mem*,, net *network ID*.**Description:** Boot time list of ECP's available encrypters and their cost.

PPP.174**Level:** C-INFO**Short Syntax:** PPP.174 ECP *dir*, no buf net *network ID*.**Long Syntax:** PPP.174 ECP *dir*,put no buffers available net *network ID*.**Description:** ECP tried to allocate an input or output buffer and failed.

PPP.175**Level:** C-TRACE**Short Syntax:** PPP.175 ECP snd reset-req nt *network ID***Long Syntax:** PPP.175 ECP sent encryption reset-req on network *network ID***Description:** ECP sent a reset request to the remote host. This is due to lost or corrupted packets.

PPP.176**Level:** UE-ERROR**Short Syntax:** PPP.176 Bad *alg_name*, seq, exp *exp_id*, gt *got_id*,, nt *network ID***Long Syntax:** PPP.176 *alg_name*, decrypt, bad sequence id, expected *exp_id*,, got *got_id*,, on network *network ID***Description:** ADC data decrypt got bad sequence number. This is due to missing packets.

PPP.177**Level:** UE-ERROR**Short Syntax:** PPP.177 ECP bad packet nt *network ID***Long Syntax:** PPP.177 ECP decrypter dropped a bad packet, network *network ID***Description:** PPP data decrypter dropped a bad packet.

PPP.178**Level:** P_TRACE**Short Syntax:** PPP.178 mk mrru *mrru***Long Syntax:** PPP.178 making max reconstructed receive unit with value *mrru***Description:** lcp_option built mrru.

PPP.179

Level: P_TRACE

Short Syntax: PPP.179 mk endpt discriminator

Long Syntax: PPP.179 making endpoint discriminator

Description: lcp_option built endpt discriminator.

PPP.180

Level: P_TRACE

Short Syntax: PPP.180 mk link discriminator

Long Syntax: PPP.180 making link discriminator

Description: lcp_option built link discriminator.

PPP.181

Level: C-INFO

Short Syntax: PPP.181 Duplicate address *address* nt *network ID*

Long Syntax: PPP.181 IPCP negotiated IP address *address* is being used by another host nt *network ID*

Description: Another host responded to an ARP for this IP address, route will not be added.

PPP.182

Level: C-INFO

Short Syntax: PPP.182 Added route from *from* to *to* mask *mask*

Long Syntax: PPP.182 Added route from *from* to *to* mask *mask*

Description: Added new static route for dialin client or LAN

PPP.183

Level: C-INFO

Short Syntax: PPP.183 IPCP no buf net *network ID*

Long Syntax: PPP.183 IPCP no buffers available net *network ID*

Description: IPCP tried to allocate an input or output buffer and failed.

PPP.184

Level: C-INFO

Short Syntax: PPP.184 Add static rte to *address* failed nt *network ID*

Long Syntax: PPP.184 Add static route to *address* failed nt *network ID*

Description: Failed arp to check and see if this address is in use

PPP.185**Level:** CI-ERROR**Short Syntax:** PPP.185 Can't do cmprs on new intfc, tlrsize too small, nt *network ID***Long Syntax:** PPP.185 Can't do compression on activated interface due to limited trailer size on allocated packet buffers, network *network ID***Description:** Data compression could not be enabled on an interface due to size constraints on the buffers which have already been allocated in the box. Data compression requires that the trailersize on buffers be somewhat larger than normal. This normally occurs when an ACTIVATE INTERFACE has been done on a PPP interface, but no existing circuit in the box had compression enabled on it. If the router is restarted at this point, it will allocate buffers with larger trailer sizes, and compression should be operable.

PPP.186**Level:** C-INFO**Short Syntax:** PPP.186 ARP ent deleted for prt add *protocol_address***Long Syntax:** PPP.186 ARP entry deleted for IP address *protocol_address***Description:** ARP entry for the dial-in IP address has now been deleted

PPP.187**Level:** UI_ERROR**Short Syntax:** PPP.187 No available Mac Addr - disabling *type***Long Syntax:** PPP.187 No available Mac Addr - disabling *type***Description:** Could not get a mac address

Panic pppimem**Short Syntax:** PPP interface initialization failed, no memory.**Description:** The PPP interface failed to allocate sufficient memory to complete initialization.**Action:** Contact customer service.

Panic pppiprt**Short Syntax:** PPP: unsupported protocol during initialization**Description:** The PPP network handler detected an unsupported protocol during initialization.**Action:** Contact customer service.

Panic pppidev**Short Syntax:** PPP: wrong device type**Description:** The PPP network handler detected PPP configured on a device other than I_LOUIE or I_ATC2 during init.**Action:** Contact customer service.

QLLC Layer (over X25) Messages

This chapter describes QLLC Layer (over X25) Messages messages. For information on message content and how to use the message, refer to the Introduction.

QLLC.001

Level: C-INFO

Short Syntax: QLLC.001 reset pkt rcvd: nt *cep* st lcn ev

Long Syntax: QLLC.001 reset pkt rcvd: network *cep* state lcn event

Description: reset pkt rcvd.

QLLC.002

Level: C-INFO

Short Syntax: QLLC.002 reset cnf pkt rcvd: nt *cep* st lcn ev

Long Syntax: QLLC.002 reset cnf pkt rcvd: network *cep* state lcn event

Description: reset cnf pkt rcvd.

QLLC.003

Level: C-INFO

Short Syntax: QLLC.003 ckt busy cleared: nt *cep* st lcn ev

Long Syntax: QLLC.003 ckt busy cleared: network *cep* state lcn event

Description: ckt busy cleared.

QLLC.004

Level: C-INFO

Short Syntax: QLLC.004 ckt busy establish: nt *cep* st lcn ev

Long Syntax: QLLC.004 ckt busy establish: network *cep* state lcn event

Description: ckt busy establish.

QLLC.005

Level: C-INFO

Short Syntax: QLLC.005 QTEST_RSP timeout exceeded: nt *cep* st lcn ev

Long Syntax: QLLC.005 QTEST_RSP timeout exceeded: network *cep* state lcn event

Description: QTEST_RSP timeout exceeded check check .

QLLC.006

Level: C-INFO

Short Syntax: QLLC.006 QXID_RSP timeout exceeded: nt *cep* st lcn ev

Long Syntax: QLLC.006 QXID_RSP timeout exceeded: network *cep* state lcn event

Description: QXID_RSP timeout exceeded.

QLLC.007

Level: C-INFO

Short Syntax: QLLC.007 QDISCONTACT timeout exceeded: nt *cep* st lcn ev

Long Syntax: QLLC.007 QDISCONTACT timeout exceeded: network *cep* state lcn event

Description: QDISCONTACT timeout exceeded.

QLLC.008

Level: C-INFO

Short Syntax: QLLC.008 QCONTACT timeout exceeded: nt *cep* st lcn ev

Long Syntax: QLLC.008 QCONTACT timeout exceeded: network *cep* state lcn event

Description: QCONTACT timeout exceeded.

QLLC.009

Level: C-INFO

Short Syntax: QLLC.009 PVC CIRCUIT ACTIVE: nt *cep* st lcn ev

Long Syntax: QLLC.009 PVC CIRCUIT ACTIVE: network *cep* state lcn event

Description: PVC CIRCUIT ACTIVE. check check *cep*->port->hp_handle may be useful.

QLLC.010

Level: C-INFO

Short Syntax: QLLC.010 PLC changed to down: nt *cep* st lcn ev

Long Syntax: QLLC.010 PLC changed to down: network *cep* state lcn event

Description: PLC changed to down.

QLLC.011

Level: C-INFO

Short Syntax: QLLC.011 Q_CONTACT_RCV: nt *cep* st lcn ev

Long Syntax: QLLC.011 Q_CONTACT_RCV: network *cep* state lcn event

Description: Q_CONTACT_RCV.

QLLC.012

Level: C-INFO

Short Syntax: QLLC.012 Q_EXCPTN - UNEXP_CFIELD_RCVD: nt *cep* st lcn ev

Long Syntax: QLLC.012 Q_EXCPTN - UNEXP_CFIELD_RCVD: network *cep* state lcn event

Description: Q_EXCPTN - UNEXP_CFIELD_RCVD.

QLLC.013

Level: C-INFO

Short Syntax: QLLC.013 Q_CONTACT_CNF: nt *cep* st lcn ev

Long Syntax: QLLC.013 Q_CONTACT_CNF: network *cep* state lcn event

Description: Q_CONTACT_CNF.

QLLC.014**Level:** C-INFO**Short Syntax:** QLLC.014 Q_DISCONTACT_RCV: nt *cep* st lcn ev**Long Syntax:** QLLC.014 Q_DISCONTACT_RCV: network *cep* state lcn event**Description:** Q_DISCONTACT_RCV.

QLLC.015**Level:** C-INFO**Short Syntax:** QLLC.015 Q_DISCONTACT_CNF: nt *cep* st lcn ev**Long Syntax:** QLLC.015 Q_DISCONTACT_CNF: network *cep* state lcn event**Description:** Q_DISCONTACT_CNF.

QLLC.016**Level:** C-INFO**Short Syntax:** QLLC.016 Q_CIRCUIT_BUSY: nt *cep* st lcn ev**Long Syntax:** QLLC.016 Q_CIRCUIT_BUSY: network *cep* state lcn event**Description:** Q_CIRCUIT_BUSY.

QLLC.017**Level:** C-INFO**Short Syntax:** QLLC.017 Q_XID_CMD_RCV: nt *cep* st lcn ev**Long Syntax:** QLLC.017 Q_XID_CMD_RCV: network *cep* state lcn event**Description:** Q_XID_CMD_RCV.

QLLC.018**Level:** C-INFO**Short Syntax:** QLLC.018 Q_XID_RSP_RCV: nt *cep* st lcn ev**Long Syntax:** QLLC.018 Q_XID_RSP_RCV: network *cep* state lcn event**Description:** Q_XID_RSP_RCV.

QLLC.019**Level:** C-INFO**Short Syntax:** QLLC.019 b001 plc chg to dwn. nt**Long Syntax:** QLLC.019 b001 plc change to down network**Description:** b001 plc change to down.

QLLC.020**Level:** C-INFO**Short Syntax:** QLLC.020 b002 plc ckt bsy chg: nt *cep* lcn cst st**Long Syntax:** QLLC.020 b002 plc ckt busy change: network *cep* for lcn *cep* state state**Description:** b002 plc ckt busy change.

QLLC.021

Level: C-INFO

Short Syntax: QLLC.021 b003 clear_reset pkt rcvd: nt *cep* lcn cst st

Long Syntax: QLLC.021 b003 clear_reset pkt rcvd: network *cep* lcn cep state state

Description: b003 clear_reset pkt rcvd.

QLLC.022

Level: C-INFO

Short Syntax: QLLC.022 b004 q_pkt rcvd: nt *qa_field* lcn cst qa-field

Long Syntax: QLLC.022 b004 q_pkt rcvd: network *qa_field* lcn cep state qa_field

Description: b004 q_pkt rcvd.

QLLC.023

Level: C-INFO

Short Syntax: QLLC.023 b004 q_pkt rcvd: nt *qc_field* lcn cst qc-field

Long Syntax: QLLC.023 b004 q_pkt rcvd: network *qc_field* lcn cep state qc_field

Description: c_field.

QLLC.024

Level: C-INFO

Short Syntax: QLLC.024 b004 user data pkt rcvd: nt *cep* lcn st

Long Syntax: QLLC.024 b004 user data pkt rcvd: network *cep* lcn state

Description: b004 user data pkt rcvd.

QLLC.025

Level: C-INFO

Short Syntax: QLLC.025 b005 ckt active: nt *cep* lcn st

Long Syntax: QLLC.025 b005 ckt active: network *cep* lcn state

Description: b005 ckt active.

QLLC.026

Level: C-INFO

Short Syntax: QLLC.026 b006 plc change to up: nt

Long Syntax: QLLC.026 b006 plc change to up: network

Description: b006 plc change to up.

QLLC.027

Level: C-INFO

Short Syntax: QLLC.027 b019 link busy change: nt *link_status* lcn stat

Long Syntax: QLLC.027 b019 link busy change: network *link_status* link status

Description: b019 link busy change.

QLLC.028**Level:** C-INFO**Short Syntax:** QLLC.028 b020 Rx Incoming call: nt *peer* lcn st**Long Syntax:** QLLC.028 b020 Rx Incoming call: nt *peer* lcn st**Description:** b020 Rx Incoming call.

QLLC.029**Level:** C-INFO**Short Syntax:** QLLC.029 b022 get qdata: nt *peer* lcn st tsk**Long Syntax:** QLLC.029 b022_get_qdata_pkt: network *peer* lcn state transmit task**Description:** b019 Rxk call connected.

QLLC.030**Level:** C-INFO**Short Syntax:** QLLC.030 b023 rcv pkt: nt *tx_task* lcn st**Long Syntax:** QLLC.030 b023_rcv_pkt_state_dr : network *tx_task* lcn state**Description:** b023 receive packet state DR

QLLC.031**Level:** C-INFO**Short Syntax:** QLLC.031 b023 pkt rcvd state DR: nt *tx_task* lcn st**Long Syntax:** QLLC.031 b023 pkt rcvd state DR: network *tx_task* lcn state**Description:** b023 pkt rcvd state DR.

QLLC.032**Level:** C-INFO**Short Syntax:** QLLC.032 b024 crt rst or clr pkt: nt *cep* lcn st code**Long Syntax:** QLLC.032 b024 create reset or clear pkt: network *cep* lcn state code**Description:** b024 create reset or clear pkt.

QLLC.033**Level:** C-INFO**Short Syntax:** QLLC.033 s003 open port: nt *prtcl* prtcl**Long Syntax:** QLLC.033 s003 open port: network *prtcl* protocol**Description:** s003 open port: protocol.

QLLC.034**Level:** C-INFO**Short Syntax:** QLLC.034 s003 close port: nt *protocol* prtcl**Long Syntax:** QLLC.034 s003 close port: network *protocol* protocol**Description:** s003 close port.

QLLC.035

Level: C-INFO

Short Syntax: QLLC.035 s005 register station: nt *lcn* prtcl *lcn* hndl

Long Syntax: QLLC.035 s005 register station: network *lcn* protocol *lcn* handle

Description: s005 register station.

QLLC.036

Level: C-INFO

Short Syntax: QLLC.036 s006 unregister station: nt *cep* *lcn*

Long Syntax: QLLC.036 s006 unregister station: network *cep* *lcn*

Description: s006 unregister station.

QLLC.037

Level: C-INFO

Short Syntax: QLLC.037 s007 call req: nt *cep* prtcl

Long Syntax: QLLC.037 s007 call req: network *cep* protocol

Description: s007 call request

QLLC.038

Level: C-INFO

Short Syntax: QLLC.038 s008 clr call req: nt *cep* *lcn* code

Long Syntax: QLLC.038 s008 clr call req: network *cep* *lcn* code

Description: s011 data request prim.

QLLC.039

Level: C-INFO

Short Syntax: QLLC.039 s009 xid req: nt *cep* *lcn* state

Long Syntax: QLLC.039 s009 xid request : network *cep* *lcn* *cep* state :

Description: s009 xid request prim.

QLLC.040

Level: C-INFO

Short Syntax: QLLC.040 s011 data req: nt *cep* *lcn* state

Long Syntax: QLLC.040 s011 data req: network *cep* *lcn* *cep* state

Description: s011 data request prim

QLLC.041

Level: C-INFO

Short Syntax: QLLC.041 s012 xid resp: nt *cep* *lcn* modifier

Long Syntax: QLLC.041 s012 xid response : nt *cep* *lcn* modifier

Description: s017 q_rsp timer expired.

QLLC.042**Level:** C-INFO**Short Syntax:** QLLC.042 s013 tst resp: nt *cep* lcn state modifier**Long Syntax:** QLLC.042 s013 tst resp: nt *cep* lcn state modifier**Description:** s013 test response

QLLC.043**Level:** C-INFO**Short Syntax:** QLLC.043 s016 ckt bsy req: nt *cep* lcn state modifier**Long Syntax:** QLLC.043 s016 ckt bsy req: nt *cep* lcn state modifier**Description:** s016 circuit busy request

QLLC.044**Level:** C-INFO**Short Syntax:** QLLC.044 s017 rsp tmr expr: nt *cep* lcn state**Long Syntax:** QLLC.044 s017 q response timer expired: network *cep* lcn state**Description:** s022 contact request prim.

QLLC.045**Level:** C-INFO**Short Syntax:** QLLC.045 s018 set stn role: nt *cep* lcn state modifier**Long Syntax:** QLLC.045 s018 set station role : network *cep* lcn state modifier**Description:** s018 set station role

QLLC.046**Level:** C-INFO**Short Syntax:** QLLC.046 s019 inc call resp: nt *cep* lcn hnd modifier**Long Syntax:** QLLC.046 s019 incoming call response: network *cep* lcn handle modifier**Description:** s019 incoming call response

QLLC.047**Level:** C-INFO**Short Syntax:** QLLC.047 s029 rst req: nt *cep* lcn state modifier**Long Syntax:** QLLC.047 s029 reset request: network *cep* lcn state modifier**Description:** s029 reset request

QLLC.048**Level:** C-INFO**Short Syntax:** QLLC.048 s022 cont req: nt *cep* lcn state**Long Syntax:** QLLC.048 s022 contact request: network *cep* lcn state**Description:** s022 contact request

QLLC.049

Level: C-INFO

Short Syntax: QLLC.049 s023 cont resp: nt *cep* lcn state modifier

Long Syntax: QLLC.049 s023 contact response: network *cep* lcn state modifier

Description: s023 contact response.

QLLC.050

Level: C-INFO

Short Syntax: QLLC.050 s024 disc req prim: nt *cep* lcn state

Long Syntax: QLLC.050 s024 discontact request prim: nt *cep* lcn state

Description: s024 discontact request prim.

QLLC.051

Level: C-INFO

Short Syntax: QLLC.051 s025 disc resp prim: nt *cep* lcn state

Long Syntax: QLLC.051 s025 discontact response prim: nt *cep* lcn state

Description: s025 discontact response prim.

QLLC.052

Level: C-INFO

Short Syntax: QLLC.052 s027 strt q_rsp tmr: nt *cep* lcn state

Long Syntax: QLLC.052 start q_rsp timer: network *cep* lcn state

Description: start q_rsp timer.

QLLC.053

Level: C-INFO

Short Syntax: QLLC.053 s028 chg hnd prim: nt *cep* lcn state hndl

Long Syntax: QLLC.053 s028 change handle prim: network *cep* lcn state h_handle

Description: s028 change handle prim.

QLLC.054

Level: C-INFO

Short Syntax: QLLC.054 s029 abort call: nt *cep* lcn state

Long Syntax: QLLC.054 s029 abort call: network *cep* lcn state

Description: s029 abort call.

Routing Information Protocol (RIP)

This chapter describes Routing Information Protocol (RIP) messages. For information on message content and how to use the message, refer to the Introduction.

RIP.001

Level: UE-ERROR

Short Syntax: RIP.001 bd ver *version_number* frm hst *source_IP_address*

Long Syntax: RIP.001 bad version *version_number* received from host *source_IP_address*

Description: The version field in the RIP header did not match the current version.

Cause: This is probably caused by an error in the source host.

Action: Contact the manufacturer of the source host and report the problem.

RIP.002

Level: U-TRACE

Short Syntax: RIP.002 rq frm *source_IP_address*

Long Syntax: RIP.002 request received from host *source_IP_address*

Description: A RIP routing table request was received from another host. A routing table update will be sent to it.

RIP.003

Level: U-INFO

Short Syntax: RIP.003 trc on *tracing_file* frm *source_IP_address*

Long Syntax: RIP.003 trace on to *tracing_file* received from host *source_IP_address*

Description: A request from a host to turn RIP tracing on to a given log file was received. The router ignores this request.

RIP.004

Level: U-INFO

Short Syntax: RIP.004 trc off frm *source_IP_address*

Long Syntax: RIP.004 trace off received from host *source_IP_address*

Description: A request from a host to turn RIP tracing off was received. The router ignores this request.

RIP.005

Level: C-TRACE

Short Syntax: RIP.005 rsp frm *source_IP_address*

Long Syntax: RIP.005 response received from host *source_IP_address*

Description: A RIP routing table update was received. Note that it may take more than one response packet to transmit the entire routing table, especially if the routing table is large.

RIP.006**Level:** UE-ERROR**Short Syntax:** RIP.006 bd cmd *command_code* frm *source_IP_address***Long Syntax:** RIP.006 bad command code *command_code* received from host *source_IP_address***Description:** A RIP message was received with an unrecognized command code.**Cause:** This is probably caused by an error or out of date software in the source host.**Action:** Contact the manufacturer of the source host and report the problem.

RIP.007**Level:** UE-ERROR**Short Syntax:** RIP.007 rsp frm off nt *source_IP_address***Long Syntax:** RIP.007 response received from off network host *source_IP_address***Description:** A RIP routing update response was received from a machine which was not directly attached to the network the response came in on. The packet is discarded.**Cause:** Since normal RIP software is generally written to send data only to connected nets, this is probably indicative of a hostile event.**Action:** Examine audit trails and other information to determine the original source host.

RIP.008**Level:** UE-ERROR**Short Syntax:** RIP.008 sbnt rt *destination_IP_network* non-subnt intf hst *next_hop_IP_address***Long Syntax:** RIP.008 subnet route *destination_IP_network* on non-subnetted interface from host *next_hop_IP_address***Description:** An apparent subnet route (i.e. the 'rest' field of the Internet address contained non-zero data) was received over an interface that is not marked as subnetted in the router.**Cause:** This is probably caused by incorrect configuration, either in the router or in the host sending the traffic.**Action:** Correct the incorrect configuration.

RIP.009**Level:** U-TRACE**Short Syntax:** RIP.009 dyn rt to *destination_IP_network* frm *next_hop_IP_address* dis**Long Syntax:** RIP.009 dynamic route to *destination_IP_network* from *next_hop_IP_address* disallowed**Description:** A dynamic route was received but is being ignored because the configuration of RIP on the router does not allow dynamic routes except for those in a table, and this route was not in that table.

RIP.010**Level:** U-INFO**Short Syntax:** RIP.010 nt *destination_IP_address* unrch via *next_hop_IP_address*, del**Long Syntax:** RIP.010 network *destination_IP_address* now unreachable via router *next_hop_IP_address*, deleted**Description:** An incoming RIP update from the router that was previously listed as the next hop to the destination network has announced that the destination is unreachable (i.e. at metric 'infinity'). The RIP route to that destination is being deleted.

RIP.011**Level:** U-INFO**Short Syntax:** RIP.011 updt nt *destination_IP_network* hps *metric* via *next_hop_IP_address***Long Syntax:** RIP.011 update route to net *destination_IP_network* at metric *metric* hops via router *next_hop_IP_address***Description:** A new (better) route to the given destination has been learned via RIP and has been installed.

RIP.012**Level:** C-TRACE**Short Syntax:** RIP.012 snd rqst *source_IP_address***Long Syntax:** RIP.012 send request from address *source_IP_address***Description:** The router is sending a RIP request from each of the addresses associated with an interface which has just come up.

RIP.013**Level:** C-TRACE**Short Syntax:** RIP.013 snd brd to *destination_IP_address* *packet_count* pkts *number_of_routes* rtes**Long Syntax:** RIP.013 sending broadcast response to address *destination_IP_address* in *packet_count* packets with *number_of_routes* routes**Description:** The router is sending a normal RIP broadcast update (triggered either by a timer or a change in the routing table) to the specified address.

RIP.014**Level:** C-INFO**Short Syntax:** RIP.014 snd to *destination_IP_address* *packet_count* pkts *number_of_routes* rtes**Long Syntax:** RIP.014 sending response to address *destination_IP_address* in *packet_count* packets with *number_of_routes* routes**Description:** The router is sending a RIP update (triggered by a request from another host) to the specified address.

RIP.015

Level: CI-ERROR

Short Syntax: RIP.015 cnt all pkt

Long Syntax: RIP.015 cannot allocate packet for transmission

Description: When RIP went to allocate a packet for transmission (either for a request or reply), none was available.

RIP.016

Level: C-TRACE

Short Syntax: RIP.016 snd pkt *destination_IP_address*

Long Syntax: RIP.016 sending packet to *destination_IP_address*

Description: A RIP packet (either a routing table update, or when an interface first comes up, a request) was sent.

RIP.017

Level: UI-ERROR

Short Syntax: RIP.017 err *output_error_code* sndng pkt nt *network*

Long Syntax: RIP.017 error code *output_error_code* when sending packet out net *network*

Description: An outgoing reply packet was dropped as the result of some problem in the router.

Cause: There are many potential causes of this problem, such as an overloaded output queue, a down network, etc.

Action: Consult logging output from the relevant network subsystem for more information.

RIP.018

Level: U-INFO

Short Syntax: RIP.018 nt rt to *destination_IP_address* tmd out

Long Syntax: RIP.018 network route to *destination_IP_address* timed out

Description: A route to a destination via some other router in the routing database has not been heard from for a while and is now being marked as unreachable.

RIP.019

Level: U-INFO

Short Syntax: RIP.019 nt rt to *destination_IP_address* del

Long Syntax: RIP.019 network route to *destination_IP_address* deleted

Description: A route to a destination via some other router in the routing database has not been heard from for a while, has been marked unreachable, and is now being deleted.

Panic ripudperr

Short Syntax: rip udp port not avail

Description: Another application registered previously with rip's UDP port.

Action: Contact customer service.

RIP.020**Level:** U-INFO**Short Syntax:** RIP.020 ver *version_number* frm hst *source_IP_address***Long Syntax:** RIP.020 Mismatch version *version_number* received from host *source_IP_address***Description:** The version field in the RIP header did not match the current version on the receive interface..**Cause:** This is probably caused by a configuration error in the source host.**Action:** Correct the configuration in the source host.

RIP.021**Level:** UE-ERROR**Short Syntax:** RIP.021 bd auth frm hst *source_IP_address***Long Syntax:** RIP.021 Authentication error received from host *source_IP_address***Description:** The packet is reject due to authentication err caused either by invalid authentication info or authentication is not enable.**Cause:** This is probably caused by a misconfiguration.**Action:** Correct the configuration.

RIP.022**Level:** C-TRACE**Short Syntax:** RIP.022 snd RIP2 to *destination_IP_address* from *source_IP_address* *packet_count* pkts *number_of_routes* rtes**Long Syntax:** RIP.022 sending RIP2 response to address *destination_IP_address* from *source_IP_address* in *packet_count* packets with *number_of_routes* routes**Description:** The router is sending a normal RIP2 update (triggered either by a timer or a change in the routing table) to the specified address.

AppleTalk Phase 2 Routing Table Maintenance Protocol (R2MP)

This chapter describes AppleTalk Phase 2 Routing Table Maintenance Protocol (R2MP) messages. For information on message content and how to use the message, refer to the Introduction.

R2MP.003

Level: U-INFO

Short Syntax: R2MP.003 nt num inferred *net_number* nt *network*

Long Syntax: R2MP.003 net number inferred *net_number* net *network*

Description: A net number has been inferred from an RTMP data packet and has been assigned to the specified interface.

R2MP.004

Level: UE-ERROR

Short Syntax: R2MP.004 nt nmbrr cnflct frm *net_num/ src_node* not in *net_num- net_num* on nt *network*

Long Syntax: R2MP.004 net numbers conflict from *net_num/ src_node* not in *net_num- net_num* on nt *network*

Description: The source net number of an RTMP packet conflicts with the current known net range for the specified interface.

Cause: Configuration error in some host on the network.

Action: Make sure that only one network range is being seeded by multiple routers on the same network.

R2MP.005

Level: UE-ERROR

Short Syntax: R2MP.005 bd net *net_range* in RTMP frm *src_net/ src_node*

Long Syntax: R2MP.005 bad net *net_range* in RTMP from *src_net/ src_node*

Description: An illegal network range was found in an RTMP data packet from the specified router.

R2MP.006

Level: UI-ERROR

Short Syntax: R2MP.006 nt rtng tbl ovrrl, dsc *net_range*

Long Syntax: R2MP.006 network routing table overflow, discarding *net_range*

Description: Insertion of the specified net into the routing table was not performed because the allocation of heap memory failed.

Action: If the problem is chronic, increase the heap memory available by: (1) upgrading memory, or (2) turning off unnecessary features. You may be able to reduce the size of AppleTalk tables using AppleTalk filters to filter out unnecessary routing information.

R2MP.007**Level:** U-INFO**Short Syntax:** R2MP.007 rte to *net_range* via *gw_net/ gw_node* excds max hps, disc**Long Syntax:** R2MP.007 rte to *net_range* via *gw_net/ gw_node* exceeds max hops, discarded**Description:** An RTMP data packet contained a new route to the specified net, but at too large a hop count. The route was discarded.

R2MP.008**Level:** U-INFO**Short Syntax:** R2MP.008 new rte to *net_range* via *gw_net/ gw_node*, hops *hops***Long Syntax:** R2MP.008 new route to *net_range* via *gw_net/ gw_node*, hops *hops***Description:** A new route was added to the routing table via the indicated first hop.

R2MP.009**Level:** U-INFO**Short Syntax:** R2MP.009 rte to *net_range* via *gw_net/ gw_node* dltd, hopc excded**Long Syntax:** R2MP.009 rte to *net_range* via *gw_net/ gw_node* deleted, hopcount exceeded**Description:** The route to the indicated network was deleted from the routing table due to a new route with too large a hop count.

R2MP.010**Level:** U-INFO**Short Syntax:** R2MP.010 rte to *net_range* aged away**Long Syntax:** R2MP.010 rte to *net_range* aged away**Description:** The route to the indicated network was deleted from the routing table due to aging.

R2MP.011**Level:** UI-ERROR**Short Syntax:** R2MP.011 no mem RTMP brdcst nt *network*, *packet_count* pkts snt**Long Syntax:** R2MP.011 no memory for RTMP broadcast net *network*, *packet_count* packets sent**Description:** No memory was available for a buffer to send an RTMP data packet. The reported number of packets was sent before the error occurred.

R2MP.012**Level:** UI-ERROR**Short Syntax:** R2MP.012 Outgng disc nt *network* rsn *error_code***Long Syntax:** R2MP.012 Outgoing discarded net *network* reason *error_code***Description:** An outgoing RTMP packet was not successfully transmitted for the specified reason.

R2MP.014**Level:** P-TRACE**Short Syntax:** R2MP.014 rqst rcv frm *src_net/ src_node* nt *network***Long Syntax:** R2MP.014 Request received from *src_net/ src_node* net *network***Description:** An RTMP Request was received from the specified host. An RTMP Response will be sent.

R2MP.016**Level:** UI-ERROR**Short Syntax:** R2MP.016 Resp dsc nt *network* rsn *error_code***Long Syntax:** R2MP.016 Response discarded net *network* reason *error_code***Description:** An RTMP Response was not transmitted for the specified reason.

R2MP.017**Level:** P-TRACE**Short Syntax:** R2MP.017 Snt nt *network* pkts *packet_count***Long Syntax:** R2MP.017 Sent net *network* packets *packet_count***Description:** The indicated number of RTMP data packets was sent on the specified interface.

R2MP.019**Level:** U-INFO**Short Syntax:** R2MP.019 del nt *net_range* rt via *net_num/ node_num* nt *network***Long Syntax:** R2MP.019 del network *net_range* route via *net_num/ node_num* net *network***Description:** The route to the indicated network has been deleted from the routing table.

R2MP.023**Level:** UE-ERROR**Short Syntax:** R2MP.023 Dta bd len (*length*) frm *src_net/ src_node* nt *network***Long Syntax:** R2MP.023 Data bad length (*length* bytes) from *src_net/ src_node* net *network***Description:** The RTMP Data or Response packet did not have an even (or zero) number of RTMP routing tuples. The packet will be discarded.

R2MP.024**Level:** UE-ERROR**Short Syntax:** R2MP.024 Dta bd ID len (*ID_length*) frm *src_net/ src_node* nt *network***Long Syntax:** R2MP.024 Data bad sender's node ID length (*ID_length* bits) from *src_net/ src_node* net *network***Description:** A RTMP Data or Repsonse packet was received where the Sender's ID length was not 8 bits. This implementation requires this to be 8 bits. The packet will be discarded.

R2MP.026**Level:** UE-ERROR**Short Syntax:** R2MP.026 Dta bd vers (*version*) frm *src_net/ src_node* nt *network***Long Syntax:** R2MP.026 Data bad version (*version*) from *src_net/ src_node* net *network***Description:** The RTMP Data or Response packet did not have the correct version number (0x82) in the first RTMP routing tuple. The packet will be discarded.

R2MP.027**Level:** P-TRACE**Short Syntax:** R2MP.027 RDR rcv frm *src_net/ src_node* nt *network***Long Syntax:** R2MP.027 Route Data Request received from *src_net/ src_node* net *network***Description:** A RTMP Route Data Request or Extended Route Data Request was received from the specified host. RTMP Data will be sent.

R2MP.028**Level:** UE-ERROR**Short Syntax:** R2MP.028 bad netrange *net_first- net_last* nt *network* spans *net_first- net_last***Long Syntax:** R2MP.028 Bad netrange *net_first- net_last* net *network* spans *net_first- net_last***Description:** A netrange overlaps either an interface netrange or an existing net. The first netrange will be discarded.**Cause:** Bad network configuration.

R2MP.029**Level:** UI-ERROR**Short Syntax:** R2MP.029 filtered int netrange *net_first- net_last* nt *network***Long Syntax:** R2MP.029 Filtered Interface netrange *net_first- net_last* net *network***Description:** An interface netrange is filtered by its own net filter. The interface will be disabled. The user should reconfigure either the filter or the interface netrange.

R2MP.030**Level:** UE-ERROR**Short Syntax:** R2MP.030 filtered net *net* on nt *network***Long Syntax:** R2MP.030 Filtered net *net* on net *network***Description:** A net was filtered by an interface net filter.

R2MP.031**Level:** UE-ERROR**Short Syntax:** R2MP.031 filtered netrange *net_first- net_last* frm *src_net/ src_node* on nt *network***Long Syntax:** R2MP.031 Filtered netrange *net_first- net_last* from *src_net/ src_node* on net *network***Description:** A netrange from another router was filtered by an interface net filter.

R2MP.032**Level:** CE-ERROR**Short Syntax:** R2MP.032 Req frm *src_net/ src_node* nt *network*, port ntwk num 0**Long Syntax:** R2MP.032 Request from *src_net/ src_node* net *network*, port's network number 0**Description:** A RTMP Request or Route Data Request packet was received on an interface whose port network number was still zero. The request will be ignored.**Cause:** Port has not yet gleaned network number from seed router.**Action:** Wait until network number gleaned.**Cause:** No seed router on network for network number.**Action:** Reconfigure a router to be seed.

R2MP.033**Level:** P-TRACE**Short Syntax:** R2MP.033 data pkt frm *src_net/ src_node* nt *network***Long Syntax:** R2MP.033 data packet from *src_net/ src_node* net *network***Description:** A RTMP data packet has been received.

R2MP.034**Level:** UE-ERROR**Short Syntax:** R2MP.034 rqst, bd src node *src_net/ src_node* nt *network***Long Syntax:** R2MP.034 Request, bad source node *src_net/ src_node* net *network***Description:** A RTMP Request or Route Data Request was received with an illegal source address (0 or 255).

R2MP.035**Level:** UE-ERROR**Short Syntax:** R2MP.035 rqst, unk func *R2MP_function* frm *src_net/ src_node* nt *network*, disc**Long Syntax:** R2MP.035 Request, unkown function *R2MP_function* from *src_net/ src_node* net *network***Description:** A RTMP Request was received with an unknown function code. The packet will be ignored.

R2MP.036**Level:** UE-ERROR**Short Syntax:** R2MP.036 Rqst short (*length*) frm *src_net/ src_node* nt *network***Long Syntax:** R2MP.036 Request too short (*length* bytes) from *src_net/ src_node* net *network***Description:** The RTMP request packet was too short to contain the required RTMP header data. The packet will be discarded.

R2MP.037

Level: UE-ERROR

Short Syntax: R2MP.037 Dta short (*length*) frm *src_net/ src_node* nt *network*

Long Syntax: R2MP.037 Data packet short (*length* bytes) from *src_net/ src_node* net *network*

Description: The RTMP Data or Response packet was too short to contain the required RTMP header data. The packet will be discarded.

R2MP.038

Level: UE-ERROR

Short Syntax: R2MP.038 ilg rtmp net 0 from *src_net/ src_node* nt *network*

Long Syntax: R2MP.038 illegal rtmp net number 0 from *src_net/ src_node* net *network*

Description: A RTMP Data or Response packet with a sender's network number of 0 was received. The packet will be discarded.

Cause: Sending node has software bug, should not send RTMP Data or Response when network number is zero.

ATM Signalling ATM Adaptation Layer (SAAL)

This chapter describes ATM Signalling ATM Adaptation Layer (SAAL) messages. For information on message content and how to use the message, refer to the Introduction.

SAAL.001

Level: C-INFO

Short Syntax: SAAL.001 nt *n_net* Function *LOGATM_STRING* entered

Long Syntax: SAAL.001 Net *n_net* Function *LOGATM_STRING* entered

Description: SAAL function entered

SAAL.002

Level: C-INFO

Short Syntax: SAAL.002 nt *n_net* Function *LOGATM_STRING* extd

Long Syntax: SAAL.002 Net *n_net* Function *LOGATM_STRING* exited

Description: SAAL function exited

SAAL.003

Level: UI-ERROR

Short Syntax: SAAL.003 nt *n_net* *LOGATM_STRING*

Long Syntax: SAAL.003 Net *n_net* *LOGATM_STRING*

Description: SAAL internal error

SAAL.004

Level: C-INFO

Short Syntax: SAAL.004 nt *n_net* SSCF state change, *LOGATM_STRING* D2

Long Syntax: SAAL.004 Net *n_net* SSCF state change, *LOGATM_STRING* D2

Description: SSCF state change

SAAL.005

Level: C-INFO

Short Syntax: SAAL.005 nt *n_net* SSCF *LOGATM_STRING* D2

Long Syntax: SAAL.005 Net *n_net* SSCF *LOGATM_STRING* D2

Description: SSCF state change with one arg

SAAL.006

Level: C-INFO

Short Syntax: SAAL.006 nt *n_net* *LOGATM_STRING*

Long Syntax: SAAL.006 Net *n_net* *LOGATM_STRING*

Description: SSCF transmit packet

SAAL.007**Level:** C-INFO**Short Syntax:** SAAL.007 nt *n_net* LOGATM_STRING**Long Syntax:** SAAL.007 Net *n_net* LOGATM_STRING**Description:** SSCF receive packet

SAAL.008**Level:** UI-ERROR**Short Syntax:** SAAL.008 nt *n_net* LOGATM_STRING**Long Syntax:** SAAL.008 Net *n_net* LOGATM_STRING**Description:** SSCF internal error

SAAL.009**Level:** UI-ERROR**Short Syntax:** SAAL.009 nt *n_net* SSCF state change LOGATM_STRING D2**Long Syntax:** SAAL.009 Net *n_net* SSCF state change LOGATM_STRING D2**Description:** SSCF unusual state change

SAAL.010**Level:** C-INFO**Short Syntax:** SAAL.010 nt *n_net* SSCOP state change, LOGATM_STRING D2**Long Syntax:** SAAL.010 Net *n_net* SSCOP state change, LOGATM_STRING D2**Description:** SSCOP state change

SAAL.011**Level:** UE-ERROR**Short Syntax:** SAAL.011 nt *n_net* LOGATM_STRING**Long Syntax:** SAAL.011 Net *n_net* LOGATM_STRING**Description:** SSCF external error log

SAAL.012**Level:** UE-ERROR**Short Syntax:** SAAL.012 nt *n_net* LOGATM_STRING D2**Long Syntax:** SAAL.012 Net *n_net* LOGATM_STRING D2**Description:** SSCF external error log with one arg

SAAL.013**Level:** UI-ERROR**Short Syntax:** SAAL.013 nt *n_net* SSCOP state change LOGATM_STRING D2**Long Syntax:** SAAL.013 Net *n_net* SSCOP state change LOGATM_STRING D2**Description:** SSCOP unusual state change with one arg

SAAL.014**Level:** UI-ERROR**Short Syntax:** SAAL.014 nt *n_net* LOGATM_STRING**Long Syntax:** SAAL.014 Net *n_net* LOGATM_STRING**Description:** SSCOP internal error

SAAL.015**Level:** UI-ERROR**Short Syntax:** SAAL.015 nt *n_net* SSCOP state change LOGATM_STRING**Long Syntax:** SAAL.015 Net *n_net* SSCOP state change LOGATM_STRING**Description:** SSCOP unusual state change

SAAL.016**Level:** C-INFO**Short Syntax:** SAAL.016 nt *n_net* recv LOGATM_STRING, seq= *seq*, len= *len***Long Syntax:** SAAL.016 Net *n_net* receive LOGATM_STRING, sequence number = *seq*, length= *len***Description:** SSCOP receive sequenced data

SAAL.017**Level:** UE-ERROR**Short Syntax:** SAAL.017 nt *n_net* LOGATM_STRING**Long Syntax:** SAAL.017 Net *n_net* LOGATM_STRING**Description:** SSCOP external error

SAAL.018**Level:** UE-ERROR**Short Syntax:** SAAL.018 nt *n_net* LOGATM_STRING *D2***Long Syntax:** SAAL.018 Net *n_net* LOGATM_STRING *D2***Description:** SSCOP external error with one arg

SAAL.019**Level:** C-INFO**Short Syntax:** SAAL.019 nt *n_net* LOGATM_STRING, *sequence*, *size***Long Syntax:** SAAL.019 Net *n_net* LOGATM_STRING, *sequence*, *size***Description:** SSCOP transmit packet with sequence number and size

SAAL.020**Level:** C-INFO**Short Syntax:** SAAL.020 nt *n_net* SSCOP LOGATM_STRING timeout**Long Syntax:** SAAL.020 Net *n_net* SSCOP LOGATM_STRING timeout**Description:** SSCOP timeout

SAAL.021**Level:** UE-ERROR**Short Syntax:** SAAL.021 nt *n_net* SSCOP rcv err, *LOGATM_STRING***Long Syntax:** SAAL.021 Net *n_net* SSCOP rcv err, *LOGATM_STRING***Description:** SSCOP receive error

SAAL.022**Level:** U-INFO**Short Syntax:** SAAL.022 nt *n_net* xmit *LOGATM_STRING: D2 D3 D4 D5*, len= *len***Long Syntax:** SAAL.022 Net *n_net* transmit *LOGATM_STRING: D2 D3 D4 D5*, length= *len***Description:** SSCOP transmit data

SAAL.023**Level:** U-INFO**Short Syntax:** SAAL.023 nt *n_net* rcv *LOGATM_STRING: D2 D3 D4 D5*, len= *len***Long Syntax:** SAAL.023 Net *n_net* receive *LOGATM_STRING: D2 D3 D4 D5*, length= *len***Description:** SSCOP receive data

SAAL.024**Level:** P_TRACE**Short Syntax:** SAAL.024 Trace SAAL packet**Long Syntax:** SAAL.024 Trace SAAL packet**Description:** Trace SAAL packet

SAAL.025**Level:** C-INFO**Short Syntax:** SAAL.025 nt *n_net* xmit *LOGATM_STRING: D2 D3 D4 D5*, len= *len***Long Syntax:** SAAL.025 Net *n_net* transmit *LOGATM_STRING: D2 D3 D4 D5*, length= *len***Description:** SSCOP transmit poll or status

SAAL.026**Level:** C-INFO**Short Syntax:** SAAL.026 nt *n_net* rcv *LOGATM_STRING: D2 D3 D4 D5*, len= *len***Long Syntax:** SAAL.026 Net *n_net* receive *LOGATM_STRING: D2 D3 D4 D5*, length= *len***Description:** SSCOP receive poll or status

Server Cache Synchronization Protocol (SCSP)

This chapter describes Server Cache Synchronization Protocol (SCSP) messages. For information on message content and how to use the message, refer to the Introduction.

SCSP.001

Level: U-INFO

Short Syntax: SCSP.001 test nt *network sg server_group dcs DCS_ID*

Long Syntax: SCSP.001 test els message for SCSP nt *network sg server_group dcs DCS_ID*

Description: test

Cause: test

Action: test

SCSP.002

Level: U-TRACE

Short Syntax: SCSP.002 Add SG nt *network sg server_group rc return_code*

Long Syntax: SCSP.002 Add Server Group. Network *network* SGID *server_group rc return_code*

Description: A server group was added. The return code of 0 indicates immediate success. The 1483 client may become active later. Look for a ELS indicating SG UP.

SCSP.003

Level: U-TRACE

Short Syntax: SCSP.003 Del SG nt *network sg server_group rc return_code*

Long Syntax: SCSP.003 Delete Server Group. Network *network* SGID *server_group rc return_code*

Description: A server group was deleted. The return code of 0 indicates success.

SCSP.004

Level: UE-ERROR

Short Syntax: SCSP.004 Mult DCS nt *network sg server_group dcs dcs_id*

Long Syntax: SCSP.004 Multiple DCS IDs at a ATM address. Network *network* SGID *server_group* DCSID *dcs_id*

Description: A SCSP message was received from a DCS and the DCS ID does not match the previous DCS ID that we had from that ATM address. The message is discarded. The DCS_ID is the ID of the DCS that we already have at that ATM address.

Cause: configuration error

SCSP.005**Level:** UI-ERROR**Short Syntax:** SCSP.005 out of memory**Long Syntax:** SCSP.005 An error occurred when attempting to allocate memory**Description:** An error occurred when attempting to allocate memory. Memory is depleted.**Cause:** overload

SCSP.006**Level:** U-INFO**Short Syntax:** SCSP.006 DCS not config. nt *network* sg *server_group* dcs *DCS_ID***Long Syntax:** SCSP.006 Message received from unconfigured DCS. nt *network* sg *server_group* dcs *DCS_ID***Description:** A message was received from a DCS that was not configured under this server group. The configuration indicates secure mode, so no DCS is automatically brought up.

SCSP.007**Level:** U-TRACE**Short Syntax:** SCSP.007 SCSP up on nt *network***Long Syntax:** SCSP.007 SCSP initialized on network *network***Description:** The indicated network has come up and SCSP has been initialized for this network.

SCSP.008**Level:** U-TRACE**Short Syntax:** SCSP.008 Add DCS nt *network* sg *server_group* atm *partial_atm_addr***Long Syntax:** SCSP.008 A DCS is added to network *network*, server group *server_group*, atm addr (esi,sel) *partial_atm_addr***Description:** A DCS was added to the given server group. The channel is not yet up, nor is there a DCSID yet.

SCSP.009**Level:** U_INFO**Short Syntax:** SCSP.009 Hello on down DCS, nt *network* sg *server_group***Long Syntax:** SCSP.009 Hello msg received on down DCS, network *network*, *server_group* *server_group***Description:** The only way this could happen is if we get an hello, but we have not yet received a channel_up for this channel from the API...really shouldn't happen either

SCSP.010**Level:** U_TRACE**Short Syntax:** SCSP.010 DCS Hello state chg to *dcs_hello_state*, nt *network* sg *server_group* dcs *dcsid***Long Syntax:** SCSP.010 DCS Hello FSM state change to *dcs_hello_state* on network *network*, server group *server_group*, DCSID *dcsid***Description:** The DCS Hello Finite State Mache has changed state. The states are: DOWN

- channel is not up yet DOWN_INOP - channel has not yet been opened WAITING - waiting for hello msg from DCS UNIDIRECTIONAL - a hello message has been received, but it did not contain our LSID BIDIRECTIONAL - final state, exchanging hello

SCSP.011

Level: U_INFO

Short Syntax: SCSP.011 RID doesn't match LSID, nt *network sg server_group dcs dcsid*

Long Syntax: SCSP.011 RID in received msg doesn't match LSID of this DCS. *network network, server group server_group, DCSID dcsid*

Description: The Receiver ID in the message does not match the configured LSID of the given DCS.

SCSP.012

Level: P_TRACE

Short Syntax: SCSP.012 Hello rcvd nt *network sg server_group dcs dcsid*

Long Syntax: SCSP.012 Hello message received on network *network*, server group *server_group*, DCSID *dcsid*

Description: Normal hello message

SCSP.013

Level: U_TRACE

Short Syntax: SCSP.013 DCS CA state chg to *dcs_ca_state/ dcs_master_state*, nt *network sg server_group dcs dcsid*

Long Syntax: SCSP.013 DCS CA FSM state change to *dcs_ca_state/ dcs_master_state* on network *network*, server group *server_group*, DCSID *dcsid*

Description: The DCS Cache Alignment Finite State Machine has changed state. DOWN - hellos have not yet been exchanged. MS_NEG - negotiating master/slave SUMMARIZE - exchanging cache summarization records UPDATE - exchanging database records ALIGNED - is the final state.

SCSP.014

Level: UE_ERROR

Short Syntax: SCSP.014 CA msg rejected nt *network sg server_group dcs dcsid*

Long Syntax: SCSP.014 CA msg rejected nt *network sg server_group dcs dcsid*

Description: The received CA message was rejected for one of these reasons: In MS_NEG and we don't accept the M/S claim. In SUMMARIZE, UPDATE or ALIGNED and I flag is set or M flag is incorrect. In SUMMARIZE, UPDATE or ALIGNED and MASTER and the seq no is less than ours In SUMMARIZE/SLAVE and seq no is not one more than our last one. In UPDATE or ALIGNED and it's not a duplicate In DOWN state

SCSP.015

Level: P_TRACE

Short Syntax: SCSP.015 CA rcvd nt *network sg server_group dcs dcsid*

Long Syntax: SCSP.015 CA message received on network *network*, server group *server_group*, DCSID *dcsid*

Description: Cache Alignment message was received.

SCSP.016**Level:** UE_ERROR**Short Syntax:** SCSP.016 CSUS msg rejected nt *network sg server_group dcs dcsid***Long Syntax:** SCSP.016 CSUS msg rejected nt *network sg server_group dcs dcsid***Description:** The received CSUS message was rejected for one of these reasons: Not in UPDATE or ALIGNED state.

SCSP.017**Level:** UE_ERROR**Short Syntax:** SCSP.017 Bad message nt *network sg server_group dcs dcsid***Long Syntax:** SCSP.017 Bad message nt *network sg server_group dcs dcsid***Description:** The received message was rejected for one of these reasons: The packet was too short for the indicated length. The packet contained a CSA or CSAS record that was too short.

SCSP.018**Level:** P_TRACE**Short Syntax:** SCSP.018 CSA rcvd nt *network sg server_group dcs dcsid cpa protocol_addr csa_state***Long Syntax:** SCSP.018 Cache Update received nt *network sg server_group dcs dcsid cpa protocol_addr csa_state***Description:** A cache update was received from the given DCS. cpa is the protocol address.

SCSP.019**Level:** U_TRACE**Short Syntax:** SCSP.019 Hello missed, state chg to *dcs_hello_state*, nt *network sg server_group dcs dcsid***Long Syntax:** SCSP.019 Hello message missed, FSM state change to *dcs_hello_state* on *network network*, server group *server_group*, DCSID *dcsid***Description:** A hello message was not received from the DCS within the Hello Interval times the Dead Factor.

SCSP.020**Level:** U_TRACE**Short Syntax:** SCSP.020 CA missed, retransmitting, nt *network sg server_group dcs dcsid***Long Syntax:** SCSP.020 CA message missed, retransmitting. *network network*, server group *server_group*, DCSID *dcsid***Description:** A CA message was not received from the DCS within the expected period when in SUMMARIZE state.

SCSP.021**Level:** U_TRACE**Short Syntax:** SCSP.021 CSUS missed, retransmitting, nt *network sg server_group dcs dcsid***Long Syntax:** SCSP.021 CSUS message missed, retransmitting. network *network*, server group *server_group*, DCSID *dcsid***Description:** A CSUS message was not received from the DCS within the expected period when in the UPDATE state.

SCSP.022**Level:** U_TRACE**Short Syntax:** SCSP.022 retransmitting CSAs, nt *network sg server_group dcs dcsid***Long Syntax:** SCSP.022 retransmitting CSAs. network *network*, server group *server_group*, DCSID *dcsid***Description:** CSAs sent in a CSU_REQ message were not acknowledged. They are being retransmitted.

SCSP.023**Level:** UE_ERROR**Short Syntax:** SCSP.023 bad SID(*sender_id*) in CSA, net *network sg server_group***Long Syntax:** SCSP.023 bad Sender ID (*sender_id*) in rcvd CSA, net *network*, sg *server_group***Description:** A CSA was received for a know server group but with a Sender ID that does not match any of those active.

SCSP.024**Level:** UE_ERROR**Short Syntax:** SCSP.024 sg (*server_group*) bad in msg nt *network***Long Syntax:** SCSP.024 message contains a sg (*server_group*) that is not configured. network *network***Description:** A message or CSA was received for a server group that is not configured on this network.

SCSP.025**Level:** UE_ERROR**Short Syntax:** SCSP.025 bad msg type (*message_type*) nt *network***Long Syntax:** SCSP.025 bad message type (*message_type*) received on network *network***Description:** A message with an unrecognized message type was received.

SCSP.026**Level:** UE_ERROR**Short Syntax:** SCSP.026 bad msg hdr nt *network***Long Syntax:** SCSP.026 bad message header received on network *network***Description:** A bad message was received. Could be on of the following reasons: Bad message version. Bad checksum.

SCSP.027**Level:** U_TRACE**Short Syntax:** SCSP.027 EP state chg (*ep_state*) net *network* SG *server_group***Long Syntax:** SCSP.027 Endpoint state change to *ep_state*, network *network*, SGID *server_group***Description:** The endpoint or ATM address used by this server group has changed state. 0 is inactive, 1 is active

SCSP.028**Level:** P_TRACE**Short Syntax:** SCSP.028 *message_type* msg sent nt *network* sg *server_group* sid *sender_id* rid *receiver_id***Long Syntax:** SCSP.028 *message_type* message sent on network *network* server group *server_group*. sid *sender_id* rid *receiver_id***Description:** A message of the given type is being sent. sid is the Sender ID (LSID). rid is the Receiver ID (DCS ID)

SCSP.029**Level:** P_TRACE**Short Syntax:** SCSP.029 CSUS rcvd nt *network* sg *server_group* dcs *dcsid***Long Syntax:** SCSP.029 CSUS message received on network *network*, server group *server_group*, DCSID *dcsid***Description:** Cache State Update Solicit message was received.

SCSP.030**Level:** U_INFO**Short Syntax:** SCSP.030 RID(*receiver_id*) doesn't match LSID in CSA, net *network* sg *server_group* DCSID *dcsid***Long Syntax:** SCSP.030 Receiver ID (*receiver_id*) in rcvd CSA doesn't match our LSID, net *network*, sg *server_group* DCSID *dcsid***Description:** The Receiver ID in the CSA does not match the configured LSID of the given server group.

SCSP.031**Level:** P_TRACE**Short Syntax:** SCSP.031 *message_type* msg rcvd nt *network* sg *server_group* sid *sender_id* rid *receiver_id***Long Syntax:** SCSP.031 *message_type* message received on network *network* server group *server_group*. sid *sender_id* rid *receiver_id***Description:** A message of the given type was received. sid is the Sender ID (LSID). rid is the Receiver ID (DCS ID)

SCSP.032**Level:** U_TRACE**Short Syntax:** SCSP.032 CSA retry exceeded, state chg to *dcg_hello_state*, nt *network* sg *server_group* *dcg* *dcgid***Long Syntax:** SCSP.032 CSA retry count exceeded, HFSM state change to *dcg_hello_state* on network *network*, server group *server_group*, DCSID *dcgid***Description:** A DCS did not acknowledge receipt of a CSA after several retries. This is considered an abnormal event. The DCS is reset to WAITING state.

SCSP.033**Level:** C_TRACE**Short Syntax:** SCSP.033 cache entry *cache_action*, paddr *protocol_address*, oid *origin_id*, key *cache_key***Long Syntax:** SCSP.033 cache entry *cache_action*, protocol address *protocol_address*, origin ID *origin_id*, cache key *cache_key***Description:** A SCSP cache element is created, updated, unlinked or aged. *cache_action* is one of: created - cache element is created updated - sequence number updated relinked - updated and relinked unlinked - server is removing cache entry ignored - update is ignored because sequence number is less aged - aged out

SCSP.034**Level:** UE_ERROR**Short Syntax:** SCSP.034 duplicate SG registration (*server_group*) net *network***Long Syntax:** SCSP.034 duplicate server group registration (*server_group*) on network *network***Description:** A server has attempted to start a server group with a server group id that has already been used. Check the configuration for duplicate server group ids.

SDLC

This chapter describes SDLC messages. For information on message content and how to use the message, refer to the Introduction.

SDLC.001

Level: C-INFO

Short Syntax: SDLC.001 nt *network ID* - SDLC support installed for QSL

Long Syntax: SDLC.001 SDLC supopr installed for QSL, on network *network ID*

Description: DLSw SDLC has been initialized for operation over the serial device and is now available for use in the router.

SDLC.002

Level: C-INFO

Short Syntax: SDLC.002 dflt cfg used on stn *Address*, nt *network ID*

Long Syntax: SDLC.002 No remote configuration was defined for SDLC address *Address* - default settings used, on network *network ID*

Description: An open was attempted on an SDLC station, but a configuration record was not defined via the ADD STATION command. The station will be opened using default configuration value. This station will be listed in the monitor process LIST STATION ALL command. An asterisk * next to the station address signifies that a default configuration is in use.

SDLC.003

Level: CE-ERROR

Short Syntax: SDLC.003 no mem to copy to SDLC, nt *network ID*

Long Syntax: SDLC.003 Cannot copy a user buffer to to SDLC - Out of memory, on network *network ID*

Description: There is currently no memory available to copy user data to SDLC. Another attempt will be made at a later time.

SDLC.004

Level: U-INFO

Short Syntax: SDLC.004 frame dropped nt *network ID* not active

Long Syntax: SDLC.004 Inbound frame was dropped - SDLC not yet active on network *network ID*.

Description: A frame was received on an interface that is not yet owned by an SDLC client. All packets received are dropped until an SDLC client opens the port for use.

SDLC.005

Level: CE-ERROR

Short Syntax: SDLC.005 nt *network ID* congested - pkt droppd

Long Syntax: SDLC.005 Packet dropped due to no SDLC credit or memory shortage, on network *network ID* . Temporary.

Description: An incoming packet was dropped due to no SDLC receive credit or a temporary memory shortage.

SDLC.006**Level:** CE-ERROR**Short Syntax:** SDLC.006 nt *network ID* - I_ERR on rcv**Long Syntax:** SDLC.006 Packet received with I_ERR set, on network *network ID***Description:** real_sdslc_in received a packet with I_ERR set

SDLC.007**Level:** CE-ERROR**Short Syntax:** SDLC.007 nt *network ID* - tx to dev fail (*status*)**Long Syntax:** SDLC.007 Failure to send packet to device, on network *network ID*, status = *status***Description:** The call to netsend() failed while trying to send a frame from SDLC.

SDLC.008**Level:** P-TRACE**Short Syntax:** SDLC.008 tx *count* bytes to *address* (nt *network ID*): *octets***Long Syntax:** SDLC.008 Transmit to link station *count*, *address* bytes, on network *network ID*: *octets***Description:** The router transmitted an SDLC frame. This is the entire frame, including the SDLC header. The router logs all transmitted SDLC frames with this message. To log only transmitted SDLC I-frames, use SDLC_53.

SDLC.009**Level:** P-TRACE**Short Syntax:** SDLC.009 rx *count* bytes from *address* (nt *network ID*): *octets***Long Syntax:** SDLC.009 Received *count* bytes from link station *address*, on network *network ID*: *octets***Description:** The router received an SDLC frame. This is the entire frame, including the SDLC header. The router logs all received SDLC frames with this message. To log only received SDLC I-frames, use SDLC_52.

SDLC.010**Level:** C-INFO**Short Syntax:** SDLC.010 port ACTIVE, nt *network ID***Long Syntax:** SDLC.010 Request to bring up SDLC, on network *network ID***Description:** An entity in the router has attached to the interface and can now use SDLC services.

SDLC.011**Level:** C-INFO**Short Syntax:** SDLC.011 port INACTIVE, nt *network ID***Long Syntax:** SDLC.011 Request to bring down SDLC, on network *network ID***Description:** An entity in the router is no longer using SDLC services on this interface.

SDLC.012**Level:** C-INFO**Short Syntax:** SDLC.012 Link status: *Exception*, nt *network ID***Long Syntax:** SDLC.012 Link status change *Exception* occurred, on network *network ID***Description:** An interface signal has changed state. Note: an unwieldy number of these messages will be generated when the interface is operating in half duplex mode.

SDLC.013**Level:** C-INFO**Short Syntax:** SDLC.013 addr *Address* -> NRM, nt *network ID***Long Syntax:** SDLC.013 Station *Address* is now UP, on network *network ID***Description:** The SDLC link is now operating in Normal Response Mode, meaning that a SDLC connection is now in progress.

SDLC.014**Level:** C-INFO**Short Syntax:** SDLC.014 SNRM refused, addr *Address* nt *network ID***Long Syntax:** SDLC.014 Remote station refused SNRM, link station *Address* remains DOWN on network *network ID***Description:** An attempt by the router to connect to a remote link station has been refused.

SDLC.015**Level:** C-INFO**Short Syntax:** SDLC.015 addr *Address* -> NDM, nt *network ID***Long Syntax:** SDLC.015 Station *Address* is now DOWN, on network *network ID***Description:** The SDLC link is now operating in Normal Disconnect Mode, meaning that a SDLC connection has been terminated in an orderly fashion.

SDLC.016**Level:** U-INFO**Short Syntax:** SDLC.016 LnkStn *Address* excpt *Exception*, nt *network ID***Long Syntax:** SDLC.016 Exception *Address* occurred on Link Station *Exception*, on network *network ID***Description:** The SDLC protocol has been initialized.

SDLC.017**Level:** CE-ERROR**Short Syntax:** SDLC.017 nt *network ID*: rx bcast on mpt line - dropped**Long Syntax:** SDLC.017 Network *network ID*: received a broadcast frame from a secondary station on a multipoint line - dropped**Description:** SDLC received a frame to the broadcast address on a multipoint line. The frame was dropped.

SDLC.018**Level:** UE-ERROR**Short Syntax:** SDLC.018 SDLC not up on nt *network ID* - no LINK config**Long Syntax:** SDLC.018 Network *network ID*: SDLC not brought up because no LINK configuration is defined**Description:** SDLC could not be initialized because there is no SDLC link configuration for this interface.

SDLC.019**Level:** UE-ERROR**Short Syntax:** SDLC.019 nt *network ID*: signal ctl rq failed - *reason***Long Syntax:** SDLC.019 Network *network ID*: signal control request failed because *reason***Description:** SDLC could not control one or more signals on the interface. This could occur if you attempt to run SDLC over an unsupported interface.

SDLC.020**Level:** U-INFO**Short Syntax:** SDLC.020 nt *network ID* stn *address*: DLC_LINK_FAULT_CONDITION**Long Syntax:** SDLC.020 Network *network ID* SDLC *station address*:
DLC_LINK_FAULT_CONDITION**Description:** SDLC detected a fault on the link, and terminated all active SDLC connections on the link. This is usually due to a loss of DSR, CTS, or DCD on a full-duplex line, or loss of DSR on a half-duplex line.

SDLC.021**Level:** U-INFO**Short Syntax:** SDLC.021 nt *network ID* stn *address*: DLC_RX_EXCEED_WINDOW_SIZE**Long Syntax:** SDLC.021 Network *network ID* SDLC *station address*:
DLC_RX_EXCEED_WINDOW_SIZE**Description:** SDLC has received more than the number of frames configured as the RECEIVE WINDOW before SDLC could respond.

SDLC.022**Level:** U-INFO**Short Syntax:** SDLC.022 nt *network ID* stn *address*:
DLC_RX_LOCAL_PROTOCOL_ERROR**Long Syntax:** SDLC.022 Network *network ID* SDLC *station address*:
DLC_RX_LOCAL_PROTOCOL_ERROR**Description:** The router detected a SDLC protocol error. As a result, the router terminated the SDLC connection.

SDLC.023**Level:** U-INFO**Short Syntax:** SDLC.023 nt *network ID* stn *address*: DLC_XID_RETRY_LIMIT_REACHED**Long Syntax:** SDLC.023 Network *network ID* SDLC *station address*:
DLC_XID_RETRY_LIMIT_REACHED**Description:** The remote link station is not responding to XID frames sent by the router.

SDLC.024**Level:** U-INFO**Short Syntax:** SDLC.024 nt *network ID* stn *address*:
DLC_TEST_RETRY_LIMIT_REACHED**Long Syntax:** SDLC.024 Network *network ID* SDLC *station address*:
DLC_TEST_RETRY_LIMIT_REACHED**Description:** The remote link station is not responding to TEST frames sent by the router.

SDLC.025**Level:** U-INFO**Short Syntax:** SDLC.025 nt *network ID* stn *address*:
DLC_SNRM_RETRY_LIMIT_REACHED**Long Syntax:** SDLC.025 Network *network ID* SDLC *station address*:
DLC_SNRM_RETRY_LIMIT_REACHED**Description:** The remote link station is not responding to SNRM frames sent by the router. The connection attempt has failed.

SDLC.026**Level:** U-INFO**Short Syntax:** SDLC.026 nt *network ID* stn *address*:
DLC_POLL_RETRY_LIMIT_REACHED**Long Syntax:** SDLC.026 Network *network ID* SDLC *station address*:
DLC_POLL_RETRY_LIMIT_REACHED**Description:** The remote link station is not responding to polls (RR or RNR) sent by the router. As a result, the router terminated the connection.

SDLC.027**Level:** U-INFO**Short Syntax:** SDLC.027 nt *network ID* stn *address*: DLC_RX_FRMR_INV_CTL_FIELD**Long Syntax:** SDLC.027 Network *network ID* SDLC *station address*:
DLC_RX_FRMR_INV_CTL_FIELD**Description:** SDLC has received a Frame Reject (FRMR) frame indicating that the remote link station received a frame with an invalid control field.

SDLC.028**Level:** U-INFO**Short Syntax:** SDLC.028 nt *network ID* stn *address*: DLC_RX_FRMR_INV_LENGTH**Long Syntax:** SDLC.028 Network *network ID* SDLC *station address*:
DLC_RX_FRMR_INV_LENGTH**Description:** SDLC has received a Frame Reject (FRMR) frame indicating that the remote link station received a frame that was too short.

SDLC.029**Level:** U-INFO**Short Syntax:** SDLC.029 nt *network ID* stn *address*: DLC_RX_FRMR_LONG_I_FIELD**Long Syntax:** SDLC.029 Network *network ID* SDLC *station address*:
DLC_RX_FRMR_LONG_I_FIELD**Description:** SDLC has received a Frame Reject (FRMR) frame indicating that the remote link station received a frame that was too long.

SDLC.030**Level:** U-INFO**Short Syntax:** SDLC.030 nt *network ID* stn *address*: DLC_RX_FRMR_INV_NR**Long Syntax:** SDLC.030 Network *network ID* SDLC *station address*:
DLC_RX_FRMR_INV_NR**Description:** SDLC has received a Frame Reject (FRMR) frame indicating that the remote link station received a frame with an invalid N(r) in the control field.

SDLC.031**Level:** U-INFO**Short Syntax:** SDLC.031 nt *network ID* stn *address*: DLC_RX_FRMR_NO_I_FIELD**Long Syntax:** SDLC.031 Network *network ID* SDLC *station address*:
DLC_RX_FRMR_NO_I_FIELD**Description:** SDLC has received a Frame Reject (FRMR) frame indicating that the remote link station received an I-frame with no data in the I field.

SDLC.032**Level:** U-INFO**Short Syntax:** SDLC.032 nt *network ID* stn *address*: DLC_RX_FRAME_INV_CTL_FIELD**Long Syntax:** SDLC.032 Network *network ID* SDLC *station address*:
DLC_RX_FRAME_INV_CTL_FIELD**Description:** SDLC has received a frame with an invalid control field.

SDLC.033**Level:** U-INFO**Short Syntax:** SDLC.033 nt *network ID* stn *address*: DLC_RX_FRAME_INV_LENGTH**Long Syntax:** SDLC.033 Network *network ID* SDLC *station address*:
DLC_RX_FRAME_INV_LENGTH**Description:** SDLC has received a frame that was too short.

SDLC.034**Level:** U-INFO**Short Syntax:** SDLC.034 nt *network ID* stn *address*: DLC_RX_FRAME_LONG_I_FIELD**Long Syntax:** SDLC.034 Network *network ID* SDLC *station address*:
DLC_RX_FRAME_LONG_I_FIELD**Description:** SDLC has received a frame that was too long.

SDLC.035**Level:** U-INFO**Short Syntax:** SDLC.035 nt *network ID* stn *address*: DLC_RX_FRAME_INV_NR**Long Syntax:** SDLC.035 Network *network ID* SDLC *station address*:
DLC_RX_FRAME_INV_NR**Description:** SDLC has received a frame with an invalid N(r) in the control field.

SDLC.036**Level:** U-INFO**Short Syntax:** SDLC.036 nt *network ID* stn *address*: DLC_RX_DM**Long Syntax:** SDLC.036 Network *network ID* SDLC *station address*: DLC_RX_DM**Description:** SDLC received a Disconnected Mode (DM) frame. A remote secondary link station sent the frame to indicate that it accepted a previously received DISC frame. The link disconnection is now complete.

SDLC.037**Level:** U-INFO**Short Syntax:** SDLC.037 nt *network ID* stn *address*: DLC_RX_RD**Long Syntax:** SDLC.037 Network *network ID* SDLC *station address*: DLC_RX_RD**Description:** SDLC received a Request Disconnect (RD) frame. The SDLC client should respond to this by sending a Disconnect (DISC) frame.

SDLC.038**Level:** U-INFO**Short Syntax:** SDLC.038 nt *network ID* stn *address*: DLC_RX_RIM**Long Syntax:** SDLC.038 Network *network ID* SDLC *station address*: DLC_RX_RIM**Description:** SDLC received a Request Initialization Mode (RIM) frame. The SDLC client should respond to this by sending a Set Initialization Mode (SIM) frame.

SDLC.039**Level:** U-INFO**Short Syntax:** SDLC.039 nt *network ID* stn *address*: DLC_LINK_INACTIVITY_DETECTION**Long Syntax:** SDLC.039 Network *network ID* SDLC *station address*:
DLC_LINK_INACTIVITY_DETECTION**Description:** Reserved for possible future use.

SDLC.040**Level:** U-INFO**Short Syntax:** SDLC.040 nt *network ID* stn *address:* DLC_TX_FRMR_INV_CTL_FIELD**Long Syntax:** SDLC.040 Network *network ID* SDLC *station address:*
DLC_TX_FRMR_INV_CTL_FIELD**Description:** SDLC entered a frame reject (FRMR) state because it received a frame with an invalid control field.

SDLC.041**Level:** U-INFO**Short Syntax:** SDLC.041 nt *network ID* stn *address:* DLC_TX_FRMR_INV_LENGTH**Long Syntax:** SDLC.041 Network *network ID* SDLC *station address:*
DLC_TX_FRMR_INV_LENGTH**Description:** SDLC entered a frame reject (FRMR) state because it received a frame that was too short.

SDLC.042**Level:** U-INFO**Short Syntax:** SDLC.042 nt *network ID* stn *address:* DLC_TX_FRMR_LONG_I_FIELD**Long Syntax:** SDLC.042 Network *network ID* SDLC *station address:*
DLC_TX_FRMR_LONG_I_FIELD**Description:** SDLC entered a frame reject (FRMR) state because it received a frame that was too long.

SDLC.043**Level:** U-INFO**Short Syntax:** SDLC.043 nt *network ID* stn *address:* DLC_TX_FRMR_INV_NR**Long Syntax:** SDLC.043 Network *network ID* SDLC *station address:*
DLC_TX_FRMR_INV_NR**Description:** SDLC entered a frame reject (FRMR) state because it received a frame with an invalid N(r) in the control field.

SDLC.044**Level:** U-INFO**Short Syntax:** SDLC.044 nt *network ID* stn *address:* DLC_RX_SNRM_WHILE_IN_NRM**Long Syntax:** SDLC.044 Network *network ID* SDLC *station address:*
DLC_RX_SNRM_WHILE_IN_NRM**Description:** Reserved for possible future use.

SDLC.045**Level:** U-INFO**Short Syntax:** SDLC.045 nt *network ID* stn *address:* DLC_PORT_DISABLED**Long Syntax:** SDLC.045 Network *network ID* SDLC *station address:*
DLC_PORT_DISABLED**Description:** The user disabled the interface from the SDLC console. All current connections are terminated.

SDLC.046**Level:** U-INFO**Short Syntax:** SDLC.046 nt *network ID* stn address: DLC_PORT_ENABLED**Long Syntax:** SDLC.046 Network *network ID* SDLC station address:
DLC_PORT_ENABLED**Description:** The user enabled the interface from the SDLC console.

SDLC.047**Level:** U-INFO**Short Syntax:** SDLC.047 nt *network ID*: CLOSED**Long Syntax:** SDLC.047 Network *network ID* SDLC link: DLC_STATION_CLOSED**Description:** The interface has been closed by SDLC. SDLC is no longer running over this interface.

SDLC.048**Level:** U-INFO**Short Syntax:** SDLC.048 nt *network ID* stn address: DISABLED**Long Syntax:** SDLC.048 Network *network ID* SDLC station address: DLC_LS_DISABLED**Description:** The user disabled a remote link station on this interface from the SDLC console. Any existing connection was terminated.

SDLC.049**Level:** U-INFO**Short Syntax:** SDLC.049 nt *network ID* stn address: ENABLED**Long Syntax:** SDLC.049 Network *network ID* SDLC station address: DLC_LS_ENABLED**Description:** The user enabled a remote link station on this interface from the SDLC console.

SDLC.050**Level:** P-TRACE**Short Syntax:** SDLC.050 nt *network ID* stn address - rx UI bytes length: *byte_count***Long Syntax:** SDLC.050 Network *network ID* received UI from SDLC addr address length
bytes: *byte_count***Description:** The router received an Unnumbered Information (UI) frame on this interface.

SDLC.051**Level:** P-TRACE**Short Syntax:** SDLC.051 nt *network ID* stn address - tx UI bytes *byte_count*: *octets***Long Syntax:** SDLC.051 Network *network ID* sent UI to SDLC addr address *byte_count*
bytes: *octets***Description:** The router transmitted an Unnumbered Information (UI) frame on this interface.

SDLC.052**Level:** P-TRACE**Short Syntax:** SDLC.052 nt *network ID* - rx I on *address byte_count* bytes: *octets***Long Syntax:** SDLC.052 Network *network ID* received I from SDLC addr *address byte_count* bytes: *octets***Description:** The router received an Information (I) frame on this interface. To log all received SDLC frames, use SDLC_9.

SDLC.053**Level:** P-TRACE**Short Syntax:** SDLC.053 nt *network ID* - tx I on *address byte_count* bytes: *octets***Long Syntax:** SDLC.053 Network *network ID* sent I to SDLC addr *address byte_count* bytes: *octets***Description:** The router transmitted an Information (I) frame on this interface. To log all received SDLC frames, use SDLC_8.

SDLC.054**Level:** U-INFO**Short Syntax:** SDLC.054 nt *network ID* Stn *address* - MaxBTU too large for link - adjusted (*oldBTUSize* -> *newBTUSize*)**Long Syntax:** SDLC.054 Network *network ID* Station *address*, Max BTU size too large for link - adjusted (*oldBTUSize* -> *newBTUSize*)**Description:** The max BTU size configured for a remote link station exceeds that defined for the link. The router adjusted the value for the remote link station temporarily. To avoid this message in the future, change the max BTU size with the SET REMOTE MAX-PACKET command.

SDLC.055**Level:** U-INFO**Short Syntax:** SDLC.055 nt *network ID* Stn *address* - Rx wdw sz not compat w/modulo - adjusted (*oldRxWindow* -> *newRxWindow*)**Long Syntax:** SDLC.055 Network *network ID* Station *address*, Window size is inconsistent with modulo for link - adjusted (*oldRxWindow* -> *newRxWindow*)**Description:** The modulo for this link has been changed by the user, rendering the window sizes for all pre-defined remote link stations invalid. The window size has been temporarily adjusted. When a link is configured for mod-8, the valid window sizes are 0 to 7. When the link is configured for mod-128, the valid window sizes are 8 to 128. To avoid this message in the future, change the receive window size with the SET REMOTE RECEIVE-WINDOW command.

SDLC.056**Level:** U-INFO**Short Syntax:** SDLC.056 nt *network ID* Stn *address* - Tx wdw sz not compat w/modulo - adjusted (*oldTxWindow* -> *newTxWindow*)**Long Syntax:** SDLC.056 Network *network ID* Station *address*, Window size is inconsistent with modulo for link - adjusted (*oldTxWindow* -> *newTxWindow*)**Description:** The modulo for this link has been changed by the user, rendering the window sizes for all pre-defined remote link stations invalid. The window size has been temporarily adjusted. When a link is configured for mod-8, the valid window sizes are 0 to 7. When the

link is configured for mod-128, the valid window sizes are 8 to 128. To avoid this message in the future, change the transmit window size with the 'SET REMOTE TRANSMIT-WINDOW' command.

SDLC.057

Level: U-INFO

Short Syntax: SDLC.057 nt *network ID* - Link cfg corrupted - using default

Long Syntax: SDLC.057 Network *network ID* - Link configuration corrupted, using defaults.

Description: The link configuration was somehow corrupted, possibly due to a software upgrade. A default link configuration has been created. Before operating SDLC, review the newly-created configuration and adjust as necessary.

SDLC.058

Level: U-INFO

Short Syntax: SDLC.058 nt *network ID* - cfg XID/TEST timeout corrupted - fixed

Long Syntax: SDLC.058 Network *network ID* - Configured XID/TEST timeout corrupted - fixed.

Description: An invalid XID/TEST timeout value was detected in the link configuration, possibly due to a software upgrade. It has been temporarily changed to a valid value. To avoid this message in the future, set the XID/TEST timeout from the SDLC config prompt for this interface.

SDLC.059

Level: U-INFO

Short Syntax: SDLC.059 nt *network ID* - cfg XID/TEST retry count corrupted - fixed

Long Syntax: SDLC.059 Network *network ID* - Configured XID/TEST retry count corrupted - fixed.

Description: An invalid XID/TEST retry value was detected in the link configuration, possibly due to a software upgrade. It has been temporarily changed to a valid value. To avoid this message in the future, set the XID/TEST retry count from the SDLC config prompt for this interface.

SDLC.060

Level: U-INFO

Short Syntax: SDLC.060 nt *network ID* - cfg SNRM timeout corrupted - fixed

Long Syntax: SDLC.060 Network *network ID* - Configured XID/TEST timeout value corrupted - fixed.

Description: An invalid SNRM timeout value was detected in the link configuration, possibly due to a software upgrade. It has been temporarily changed to a valid value. To avoid this message in the future, set the SNRM timeout from the SDLC config prompt for this interface.

SDLC.061

Level: U-INFO

Short Syntax: SDLC.061 nt *network ID* - cfg SNRM retry count corrupted - fixed

Long Syntax: SDLC.061 Network *network ID* - Configured SNRM retry count corrupted - fixed.

Description: An invalid SNRM retry value was detected in the link configuration, possibly due to a software upgrade. It has been temporarily changed to a valid value. To avoid this

message in the future, set the SNRM retry count from the SDLC config prompt for this interface.

SDLC.062

Level: U-INFO

Short Syntax: SDLC.062 nt *network ID* - cfg POLL timeout corrupted - fixed

Long Syntax: SDLC.062 Network *network ID* - Configured POLL timeout value corrupted - fixed.

Description: An invalid POLL timeout value was detected in the link configuration, possibly due to a software upgrade. It has been temporarily changed to a valid value. To avoid this message in the future, set the POLL timeout from the SDLC config prompt for this interface.

SDLC.063

Level: U-INFO

Short Syntax: SDLC.063 nt *network ID* - cfg inter-POLL delay corrupted - fixed

Long Syntax: SDLC.063 Network *network ID* - Configured inter-POLL delay value corrupted - fixed.

Description: An invalid inter-POLL delay value was detected in the link configuration, possibly due to a software upgrade. It has been temporarily changed to a valid value. To avoid this message in the future, set the inter-POLL delay from the SDLC config prompt for this interface.

SDLC.064

Level: U-INFO

Short Syntax: SDLC.064 nt *network ID* - cfg POLL retry count corrupted - fixed

Long Syntax: SDLC.064 Network *network ID* - Configured POLL retry count corrupted - fixed.

Description: An invalid POLL retry value was detected in the link configuration, possibly due to a software upgrade. It has been temporarily changed to a valid value. To avoid this message in the future, set the POLL retry count from the SDLC config prompt for this interface.

SDLC.065

Level: U-INFO

Short Syntax: SDLC.065 nt *network ID* - cfg inactivity timeout corrupted - fixed

Long Syntax: SDLC.065 Network *network ID* - Configured inactivity timeout value corrupted - fixed.

Description: Reserved for possible future use.

SDLC.066

Level: U-INFO

Short Syntax: SDLC.066 nt *network ID* - cfg RTS hold duration corrupted - fixed

Long Syntax: SDLC.066 Network *network ID* - Configured RTS hold duration value corrupted - fixed.

Description: An invalid RTS hold value was detected in the link configuration, possibly due to a software upgrade. It has been temporarily changed to a valid value. To avoid this message in the future, set the RTS hold value from the SDLC config prompt for this interface.

SDLC.067**Level:** U-INFO**Short Syntax:** SDLC.067 nt *network ID* - cfg max frame size corrupted - fixed**Long Syntax:** SDLC.067 Network *network ID* - Configured max frame size value corrupted - fixed.**Description:** An invalid maximum frame size value was detected in the link configuration, possibly due to a software upgrade. It has been temporarily changed to a valid value. To avoid this message in the future, set the maximum frame size from the SDLC config prompt for this interface.

SDLC.068**Level:** C-INFO**Short Syntax:** SDLC.068 nt *network ID* - link ctrs reset by usr**Long Syntax:** SDLC.068 Network *network ID* - SDLC link counters were reset by user.**Description:** The link counters have been reset from the SDLC console.

SDLC.069**Level:** U-INFO**Short Syntax:** SDLC.069 nt *network ID* - cannot reset link ctrs**Long Syntax:** SDLC.069 Network *network ID* - SDLC link counters cannot be reset.**Description:** The link counters could not be reset from the SDLC console. This is usually a temporary condition. Retry the operation.

SDLC.070**Level:** C-INFO**Short Syntax:** SDLC.070 nt *network ID* lnk stn *address* - link ctrs reset by usr**Long Syntax:** SDLC.070 Network *network ID* Link Station *address* - SDLC link counters were reset by user.**Description:** The user reset the counters for a remote secondary station from the SDLC console.

SDLC.071**Level:** U-INFO**Short Syntax:** SDLC.071 nt *network ID* lnk stn *address* - cannot reset rem ctrs**Long Syntax:** SDLC.071 Network *network ID* Link Station *address* - SDLC link counters cannot be reset.**Description:** The user could not reset the counters for a remote secondary station from the SDLC console. This is usually a temporary condition. Retry the operation.

SDLC.072**Level:** U-INFO**Short Syntax:** SDLC.072 nt *network ID* stn *address*: CLOSED**Long Syntax:** SDLC.072 Network *network ID* SDLC station *address*: DLC_SAP_CLOSED**Description:** The remote link station has been closed by the router and is no longer active.

SDLC.073**Level:** CE-ERROR**Short Syntax:** SDLC.073 nt *network ID*: lo prio buffer alloc failed**Long Syntax:** SDLC.073 Network *network ID*: low priority buffer request failed**Description:** SDLC failed to allocate memory from the router's heap because it has already allocated its fair share. SDLC will recover from this usually temporary problem.

SDLC.074**Level:** CE-ERROR**Short Syntax:** SDLC.074 nt *network ID*: hi prio buffer alloc failed**Long Syntax:** SDLC.074 Network *network ID*: high priority buffer request failed**Description:** SDLC failed to allocate a high-priority buffer from the router's heap. As a result, SDLC will temporarily experience a loss of performance. SDLC sessions could possibly be lost if the condition persists.

SDLC.075**Level:** CE-ERROR**Short Syntax:** SDLC.075 nt *network ID*: buffer alloc failed - credit ok**Long Syntax:** SDLC.075 Network *network ID*: buffer alloc request failed, but credit is okay**Description:** SDLC failed to allocate memory from the router's heap because the heap is exhausted. SDLC will recover from this usually temporary problem.

SDLC.076**Level:** CE-ERROR**Short Syntax:** SDLC.076 nt *network ID*: cannot xmit I-frame. Will re-transmit**Long Syntax:** SDLC.076 Network *network ID*: cannot transmit I-frame. Will re-transmit later**Description:** SDLC could not send an Information (I) frame to the interface. SDLC will attempt to re-transmit it later.

SDLC.077**Level:** CE-ERROR**Short Syntax:** SDLC.077 nt *network ID*: cannot xmit S-frame - dropped**Long Syntax:** SDLC.077 Network *network ID*: cannot transmit S-frame - dropped**Description:** SDLC could not send a Supervisory (S) frame to the interface. SDLC will attempt to re-transmit it later.

SDLC.078**Level:** CE-ERROR**Short Syntax:** SDLC.078 nt *network ID*: cannot xmit U-frame. SDLC will recover**Long Syntax:** SDLC.078 Network *network ID*: cannot transmit U-frame - SDLC will recover**Description:** SDLC could not send an Unnumbered Information (UI) frame to the interface. SDLC will attempt to re-transmit it later.

SDLC.079

Level: CE-ERROR

Short Syntax: SDLC.079 nt *network ID*: cannot xmit XID/TEST frame. Will re-xmit

Long Syntax: SDLC.079 Network *network ID*: cannot transmit U-frame - SDLC will re-transmit

Description: SDLC could not send an XID or TEST frame to the interface. SDLC will attempt to re-transmit it later.

SDLC.080

Level: CE-ERROR

Short Syntax: SDLC.080 nt *network ID*: rx inv frame type - dropped

Long Syntax: SDLC.080 Network *network ID*: received invalid frame type - dropped

Description: SDLC received an invalid frame type. This frame was ignored.

SDLC.081

Level: CE-ERROR

Short Syntax: SDLC.081 nt *network ID*: rx frame from sec stn not polled - dropped

Long Syntax: SDLC.081 Network *network ID*: received a frame from a secondary station that was not polled - dropped

Description: SDLC received a frame from a remote link station that it had not polled. This frame was ignored. This error may also occur if the poll response timeout is too short.

SDLC.082

Level: CE-ERROR

Short Syntax: SDLC.082 nt *network ID*: rx UI frame from sec stn w/o F-bit - dropped

Long Syntax: SDLC.082 Network *network ID*: received a UI frame from a secondary station without the Final bit set - dropped

Description: SDLC received an Unnumbered Information (UI) frame without the Final (F) bit set. This frame was dropped.

SDLC.083

Level: CE-ERROR

Short Syntax: SDLC.083 nt *network ID*: rx bcast on mpt line - dropped

Long Syntax: SDLC.083 Network *network ID*: received a broadcast frame from a secondary station on a multipoint line - dropped

Description: SDLC received a frame to the broadcast address on a multipoint line. The frame was dropped.

SDLC.084

Level: UE-ERROR

Short Syntax: SDLC.084 SDLC not up on nt *network ID* - no LINK config

Long Syntax: SDLC.084 Network *network ID*: SDLC not brought up because no LINK configuration is defined

Description: SDLC could not be initialized because there is no SDLC link configuration for this interface.

SDLC.085**Level:** UE-ERROR**Short Syntax:** SDLC.085 nt *network ID*: signal ctl rq failed - *reason***Long Syntax:** SDLC.085 Network *network ID*: signal control request failed because *reason***Description:** SDLC could not control one or more signals on the interface. This could occur if you attempt to run SDLC over an unsupported interface.

SDLC.086**Level:** CE-ERROR**Short Syntax:** SDLC.086 HDX, DCD hi during xmit, nt *network ID***Long Syntax:** SDLC.086 HDX, DCD went high during HDX transmit, on network *network ID***Description:** DCD went high during transmission of a frame in half duplex mode. This is a protocol violation, and the interface will go down shortly in order to correct the problem.

SDLC.087**Level:** C-INFO**Short Syntax:** SDLC.087 HDX, CTS now low. Premature DCD recovery complete, nt *network ID***Long Syntax:** SDLC.087 HDX, CTS now low. Premature DCD recovery complete, on network *network ID***Description:** The CTS signal has transitioned to low while the interface was recovering from a half-duplex protocol violation. The link is now in the correct state and data transfer may resume.

SDLC.088**Level:** CE-ERROR**Short Syntax:** SDLC.088 HDX, unsolicited signal while idle, nt *network ID***Long Syntax:** SDLC.088 HDX, unsolicited signal while idle, on network *network ID***Description:** A signal was asserted by the connected device while the line was idle. When operating in half-duplex mode, only the DTR/DSR signal should be asserted on an idle interface.

SDLC.089**Level:** CE-ERROR**Short Syntax:** SDLC.089 HDX, DSR or CTS low during xmit, nt *network ID***Long Syntax:** SDLC.089 HDX, DSR or CTS went low during HDX transmit, on network *network ID***Description:** The DSR or CTS signal went low during transmission. This is a protocol violation, and the interface will go down shortly in order to correct the problem.

SDLC.090

Level: CE-ERROR

Short Syntax: SDLC.090 nt *network ID*: rx inv frame type while closing link *address* - dropped

Long Syntax: SDLC.090 Network *network ID*: received inappropriate frame while closing link *address* - dropped

Description: SDLC received a frame other than a UA while trying to close the link station. The router ignored this frame.

SDLC.091

Level: C-INFO

Short Syntax: SDLC.091 addr *Address* added, nt *network ID*

Long Syntax: SDLC.091 Secondary station *Address* has been dynamically added, on network *network ID*

Description: An SDLC remote link station was added by the user from the SDLC console and is now available for use.

SDLC.092

Level: C-INFO

Short Syntax: SDLC.092 addr *Address* deleted, nt *network ID*

Long Syntax: SDLC.092 Secondary station *Address* has been dynamically deleted, on network *network ID*

Description: An SDLC remote link station was deleted by the user from the SDLC console and is no longer available for use.

SDLC.093

Level: CE-ERROR

Short Syntax: SDLC.093 nt *network ID*: rx frame from invalid stn addr - dropped

Long Syntax: SDLC.093 Network *network ID*: received a frame from an invalid station address - dropped

Description: SDLC received a frame from a remote link station that contains an unrecognized station address. The router ignored this frame.

SDLC.094

Level: UE-ERROR

Short Syntax: SDLC.094 nt *network ID* lnk stn *address* - stn disabled, rx frame dropped

Long Syntax: SDLC.094 Network *network ID* Link Station *address* - station is disabled; frame ignored.

Description: The router ignored the received frame for this station, because the target station is in a disabled state.

SDLC.095

Level: UE-ERROR

Short Syntax: SDLC.095 nt *network ID* stn *address*: DLC_RX_NXID_WHILE_IN_NRM

Long Syntax: SDLC.095 Network *network ID* SDLC *station address*:
DLC_RX_NXID_WHILE_IN_NRM

Description: The local SDLC secondary link station received a null XID frame from a remote link station while in NRM. We treat this as an indication that the link failed at the sending end and this is an attempt to reestablish the connection.

SuperElan

This chapter describes SuperElan messages. For information on message content and how to use the message, refer to the Introduction.

SE.001

Level: UI-ERROR

Short Syntax: SE.001 SE- *se_id*:No buf to dup broadcast frame 0x *source_mac*->0x *dest_mac* to port *port*, net- *network* int/ *int_no*

Long Syntax: SE.001 SE- *se_id*:No buffer available to duplicate frame from 0x *source_mac* to 0x *dest_mac* on to port *port*, network *network* interface *int/ int_no*

Description: No buffer available to copy a frame in order to send a bridged frame on multiple interfaces. Bridged packets are sent on multiple interfaces either for multicast destination addresses or unknown unicast addresses. No copy of this frame will be sent on the specified port and network.

Cause: Severe packet buffer shortage.

Action: Check memory statistics in GWCON to verify packet buffer level.

Cause: Traffic peak using all available buffers.

Action: This is the problem if this message occurs infrequently.

SE.002

Level: UE-ERROR

Short Syntax: SE.002 SE- *se_id*:Bcast 802.3 bad len *actual_length* *claimed_length*, 0x *source_Ethernet_address*->0x *destination_Ethernet_address* net- *network*

Long Syntax: SE.002 SE- *se_id*:Bbroadcast packet received with a bad 802.3 length field actual *actual_length* claimed *claimed_length* from 0x *source_Ethernet_address* to 0x *destination_Ethernet_address* network *network*

Description: A broadcast packet was received with a type field that indicated 802.3 but was shorter than data length claimed in the 802.3 header.

SE.003

Level: UE-ERROR

Short Syntax: SE.003 SE- *se_id*:802.3 bad len *actual_length* *claimed_length*, 0x *source_Ethernet_address*->0x *destination_Ethernet_address* net- *network*

Long Syntax: SE.003 SE- *se_id*:packet received with a bad 802.3 length field actual *actual_length* claimed *claimed_length* from 0x *source_Ethernet_address* to 0x *destination_Ethernet_address* network *network*

Description: A non-broadcast packet was received with a type field that indicated 802.3 but was shorter than data length claimed in the 802.3 header.

SE.004**Level:** UE-ERROR**Short Syntax:** SE.004 SE- *se_id*:LOOP odd skip *count*, 0x *source_MAC_address*->0x *destination_MAC_address*, net- *network***Long Syntax:** SE.004 SE- *se_id*:Loopback Protocol, odd skipCount *count* from 0x *source_MAC_address* to 0x *destination_MAC_address*, network *network***Description:** An Ethernet Loopback Protocol (Configuration Testing Protocol) packet had an odd skipCount in the packet. It will be discarded.**Cause:** Programming error on remote node.

SE.005**Level:** UI-ERROR**Short Syntax:** SE.005 SE- *se_id*:0x *source_mac*->0x *dest_mac* send failed, rsn *reason_code*, port *port* net- *network* int/ *int_no***Long Syntax:** SE.005 SE- *se_id*:Sending Frame from 0x *source_mac* to 0x *dest_mac* failed, reason *reason_code*, on port *port* network *network* interface *int/ int_no***Description:** The sending of a packet being forwarded failed. The reason is the internal error code for the failure.**Cause:** Miscellaneous handler error. (Reason code 1.)**Action:** Check for error messages from handler for *network_name*.**Cause:** Output queue overflow, or other flow control. (Reason code 2.)**Action:** Alleviate congestion.**Cause:** Network down. (Reason code 3.)**Action:** See why handler thinks network is down.**Cause:** Dropped by handler to avoid looping, or bad broadcast. (Reason code 4.)**Action:** Check configuration.**Cause:** Host down. (Reason code 5.)**Action:** See why handler thinks host is down.

SE.006**Level:** CI-ERROR**Short Syntax:** SE.006 SE- *se_id*:Input q ovf 0x *source_mac*->0x *dest_mac*, dropped, net- *network* int/ *int_no***Long Syntax:** SE.006 SE- *se_id*:Input queue overflow on frame from 0x *source_mac* to 0x *dest_mac*, packet dropped from network *network* interface *int/ int_no***Description:** The input queue for frames to be forwarded is too long, and this frame has been dropped to attempt to alleviate the congestion.**Cause:** Bursty traffic may be causing congestion.**Action:** Wait for burst to subside.**Cause:** Too much traffic for forwarder to forward.**Action:** Reconfigure network. Increase speed of router.**Cause:** Inadequate buffer resources.**Action:** Examine memory statistics in GWCON.

SE.007**Level:** CI-ERROR**Short Syntax:** SE.007 SE- *se_id*:BPDU q ovf 0x *source_mac*->0x *network*, dropped, net-*int* int *int_no***Long Syntax:** SE.007 SE- *se_id*:Bridge Protocol Data Unit input queue overflow on frame from 0x *source_mac* to 0x *network*, dropped from network *int* interface *int_no***Description:** The input queue for Spanning Tree Protocol Bridge Protocol Data Units is too long, and this frame has been dropped to attempt to alleviate the congestion.**Cause:** Source node streaming BPDU frames.**Action:** Correct behavior of source node.**Cause:** Too much traffic for forwarder to forward.**Action:** Reconfigure network. Increase speed of router.**Cause:** Inadequate buffer resources.**Action:** Examine memory statistics in GWCON.

SE.008**Level:** CE-ERROR**Short Syntax:** SE.008 SE- *se_id*:0x *source_mac*->0x *dest_mac* too big (*reformatted_length* > *output_maximum*) for port *port* net- *network* int/ *int_no*, dropped**Long Syntax:** SE.008 SE- *se_id*:Frame from 0x *source_mac* to 0x *dest_mac* is too big (reformatted length *reformatted_length* bytes > output maximum size *output_maximum* bytes) for port *port* network *network* interface *int/ int_no*, dropped**Description:** The specified frame is too large to send on this outgoing port and network. The *reformatted_length* is the size of the frame including MAC headers after any mapping of data link headers.**Cause:** Host on network with large maximum frame size sending to host on network with smaller maximum frame size.**Action:** Reconfigure sending host to not send such large frames. If frame is of a routable protocol supporting fragmentation (such as IP or ISO) or maximum frame size determination (DNA or XNS), convert to using routing instead of bridging.**Cause:** Host on network with large maximum frame size sending to host via an intervening network with smaller maximum frame size.**Action:** Reconfigure network to use networks with large maximum frame size (such as FDDI or 802.5) as the backbone networks. Reconfigure port costs in Spanning Tree Protocol to favor spanning trees via networks with large maximum frame sizes.

SE.009**Level:** UE-ERROR**Short Syntax:** SE.009 SE- *se_id*:0x *source_mac*->0x *dest_mac* dropped, net- *network* down**Long Syntax:** SE.009 SE- *se_id*:Frame from 0x *source_mac* to 0x *dest_mac* dropped, input network *network* is down**Description:** A frame has been received for bridging on a network that is down. It will be ignored.**Cause:** A BPDU has been sent to the unicast address of the router on this interface.**Action:** Correct action of sending node.**Cause:** Internal state inconsistency.

SE.010**Level:** C-INFO**Short Syntax:** SE.010 SE- *se_id*:LOOP rcv 0x *source_MAC_address*->0x *destination_MAC_address*, net- *network***Long Syntax:** SE.010 SE- *se_id*:Loopback Protocol frame received from 0x *source_MAC_address* to 0x *destination_MAC_address*, network *network***Description:** An Ethernet Loopback Protocol (Configuration Testing Protocol) packet was received.

SE.011**Level:** C-INFO**Short Syntax:** SE.011 SE- *se_id*:0x *source_mac*->0x *dest_mac* dropped, input port *port* net- *network* int *int/ int_no* not forwarding**Long Syntax:** SE.011 SE- *se_id*:Frame from 0x *source_mac* to 0x *dest_mac* dropped, input port *port* network *network* interface *int/ int_no* not in forwarding state**Description:** A MAC frame was received on a port that is still only in "learning" state. Frames are only bridged when the input port is in "forwarding" state. While the port is still in "learning" state, they are only processed to learn the source addresses for the filtering database. The frame will not be bridged.**Cause:** Normal part of transition to "forwarding" state.

SE.012**Level:** U-INFO**Short Syntax:** SE.012 SE- *se_id*:0x *source_mac*->0x *dest_mac* dropped, output port *port* net- *network* int *int/ int_no* not forwarding**Long Syntax:** SE.012 SE- *se_id*:Frame from 0x *source_mac* to 0x *dest_mac* dropped, output port *port* network *network* interface *int/ int_no* not in forwarding state**Description:** A MAC frame was being bridged, but the destination port was not in "forwarding" state. It will not be sent on that port.**Cause:** Output port still in "learning" state.**Action:** None needed, port will transition to "forwarding".**Cause:** Static entry in filtering database points to port that is not in "forwarding" state.

SE.013**Level:** C-INFO**Short Syntax:** SE.013 SE- *se_id*:0x *source_mac*->0x *dest_mac* dropped, dst same LAN, port *port* net- *network* int *int/ int_no***Long Syntax:** SE.013 SE- *se_id*:Frame from 0x *source_mac* to 0x *dest_mac* dropped, destination on same LAN, port *port* network *network* interface *int/ int_no***Description:** A MAC frame has been received whose destination address is known to be on the same side of the bridge as the packet came from. It is dropped by the filtering logic since it does not need to be bridged.**Cause:** Normal local traffic on network.

SE.014**Level:** CI-ERROR**Short Syntax:** SE.014 SE- *se_id*:0x *source_mac*->0x *dest_mac* drp, dst port *port* not enabled, net- *network* int/ *int/ int_no***Long Syntax:** SE.014 SE- *se_id*:Frame from 0x *source_mac* to 0x *dest_mac* dropped, destination port *port* not enabled, network *network* interface *int/ int_no***Description:** A bridged frame was destined for a port which is not in "forwarding" state.**Cause:** Filtering database points to port that is not in "forwarding" state.

SE.015**Level:** C-INFO**Short Syntax:** SE.015 SE- *se_id*:0x *source_mac*->0x *dest_mac* brdg port *port* net- *network* int/ *int/ int_no* to port *port* net- *network* int/ *int/ int_no***Long Syntax:** SE.015 SE- *se_id*:Frame from 0x *source_mac* to 0x *dest_mac* bridged from port number *port* network *network* interface *int/ int_no* to port number *port* network *network* interface *int/ int_no***Description:** A frame is being bridged between these two interfaces. The destination address was known, so it was sent only to the correct destination network.

SE.016**Level:** C-INFO**Short Syntax:** SE.016 SE- *se_id*:0x *source_mac*->0x *dest_mac* brdg-all port *port* net- *network* int/ *int/ int_no* to port *port* net- *network* int/ *int/ int_no***Long Syntax:** SE.016 SE- *se_id*:Frame from 0x *source_mac* to 0x *dest_mac* bridged to all ports from port number *port* network *network* interface *int/ int_no* to port number *port* network *network* interface *int/ int_no***Description:** A frame is being transparently bridged to all active transparent bridging ports. This happens when the frame destination is a multicast, when the frame destination is not in the learning database, or when the MAC address was learned on multiple interfaces. There will be one message for each port the frame is sent on.

SE.017**Level:** CE-ERROR**Short Syntax:** SE.017 SE- *se_id*:Unreg dst 0x *source_mac*->0x *dest_mac* Etype *Ethernet_type*, drp, net- *network***Long Syntax:** SE.017 SE- *se_id*:Frame from 0x *source_mac* to unregistered destination MAC address 0x *dest_mac*, Ethernet type *Ethernet_type*, dropped, network *network***Description:** A frame has been received for the Ethernet type which corresponds with an enabled protocol, but the destination MAC address is not registered in the bridge. The frame will be dropped.**Cause:** If *dest_mac* is a unicast address, a station on the LAN is sending frames for this protocol to the wrong next hop MAC address.**Action:** Correct action of remote station.**Cause:** If *dest_mac* is a multicast address, a station on the LAN may be sending frames to the wrong multicast address, or perhaps just to one that this router does not have enabled. Depending on the protocol, this may or may not be an error.**Action:** Correct action of remote station, if necessary.

SE.018**Level:** CE-ERROR**Short Syntax:** SE.018 SE- *se_id*:Unkn SNAP mfr code *number* from 0x *source_MAC* net-
*network ID***Long Syntax:** SE.018 SE- *se_id*:Unknown SNAP manufacturer code *number* from 0x
source_MAC net *network ID***Description:** This message is generated when a frame with an unknown organization code (not 000000) in the SNAP header is received. The frame was a broadcast.**Cause:** Host sending packets for unknown proprietary protocol using SNAP.

SE.019**Level:** UE-ERROR**Short Syntax:** SE.019 SE- *se_id*:DECnet bad len *actual_length* *claimed_length*, 0x
source_MAC_address->0x *destination_MAC_address* net- *network***Long Syntax:** SE.019 SE- *se_id*:DECnet packet received with a bad length actual
actual_length claimed *claimed_length* from 0x *source_MAC_address* to 0x
destination_MAC_address network *network***Description:** A DECnet packet was received with a length field that was larger than the actual length of the packet.

SE.020**Level:** UI-ERROR**Short Syntax:** SE.020 SE- *se_id*:LLC RSP to 0x *destination_Ethernet_address* dsc, rsn
code, net- *network***Long Syntax:** SE.020 SE- *se_id*:LLC response to 0x *destination_Ethernet_address* dis-
carded, for reason *code*, network *network***Description:** An LLC response (XID or TEST) could not be transmitted to the specified address, for the reason specified by code.

SE.021**Level:** UE-ERROR**Short Syntax:** SE.021 SE- *se_id*:Dropped IPX pkt w/ *encap_seen* encaps - using
encap_used encaps on int *intnum***Long Syntax:** SE.021 SE- *se_id*:Dropped IPX pkt with encaps *encap_seen* using
encap_used on interface *intnum***Description:** This message is generated when an IPX packet is received with an encapsulation other than that which has been selected for this interface**Cause:** Normal for networks using multiple encapsulations on a single wire.**Action:** None needed.

SE.022**Level:** U-INFO**Short Syntax:** SE.022 SE- *se_id*:Unkn SNAP mfr code *number* from 0x *source_MAC* net-*network ID***Long Syntax:** SE.022 SE- *se_id*:Unknown SNAP manufacturer code *number* from 0x *source_MAC* net *network ID***Description:** This message is generated when a frame with an unknown organization code (not 000000) in the SNAP header is received. The frame was addressed to the router.**Cause:** Host sending packets for unknown proprietary protocol using SNAP.

SE.023**Level:** U-INFO**Short Syntax:** SE.023 SE- *se_id*:Unexp U-frame *LLC_control* from 0x *source_MAC* ssap *source_SAP* dsap *dest_SAP* net- *network ID***Long Syntax:** SE.023 SE- *se_id*:Unexpected U-frame *LLC_control* from 0x *source_MAC*, ssap *source_SAP*, dsap *dest_SAP*, net *network ID***Description:** This message is generated when an unexpected 802.2 LLC U (unnumbered) frame type is received. (Only UI, XID, and TEST are supported.) The frame was addressed to the router.

SE.024**Level:** CE-ERROR**Short Syntax:** SE.024 SE- *se_id*:Unexp U-frame *LLC_control* from 0x *source_MAC* ssap *source_SAP* dsap *dest_SAP* net- *network ID***Long Syntax:** SE.024 SE- *se_id*:Unexpected U-frame *LLC_control* from 0x *source_MAC*, ssap *source_SAP*, dsap *dest_SAP*, net *network ID***Description:** This message is generated when an unexpected 802.2 LLC U (unnumbered) frame type is received. (Only UI, XID, and TEST are supported.) The frame was a broadcast.

SE.025**Level:** CI-ERROR**Short Syntax:** SE.025 SE- *se_id*:Hello BPDU dropped because STP disabled on prt *port*, net- *network***Long Syntax:** SE.025 SE- *se_id*:Hello BPDU dropped because STP disabled on port *port*, network *network***Description:** A spanning tree Hello BPDU frame was received on a port that has been disabled for SuperELAN Spanning Tree participation. Manual spanning tree support has not been enabled for SuperELAN and therefore this message should never be displayed. If this message is displayed, this indicates a problem with the operational code.

SE.026**Level:** C-INFO**Short Syntax:** SE.026 SE- *se_id*:Frame dropped, src 0x *source_mac*==dest 0x *dest_mac*, port *port* net- *network* int/ *int_no***Long Syntax:** SE.026 SE- *se_id*:Frame from 0x *source_mac* to 0x *dest_mac*, source same as destination, dropping, from port *port* network *network* interface *int/ int_no***Description:** Frames to and from the same address are not bridged.

SE.027**Level:** UE-ERROR**Short Syntax:** SE.027 SE- *se_id*:DECnet bad len *actual_length* *claimed_length*, 0x *source_Ethernet_address*->0x *destination_Ethernet_address* net- *network***Long Syntax:** SE.027 SE- *se_id*:DECnet packet received with a bad length actual *actual_length* claimed *claimed_length* from 0x *source_Ethernet_address* to 0x *destination_Ethernet_address* network *network***Description:** A DECnet packet was received with a length field that was larger than the actual length of the packet.

SE.028**Level:** UE-ERROR**Short Syntax:** SE.028 SE- *se_id*:DECnet MOP bad len *actual_length* *claimed_length*, 0x *source_Ethernet_address*->0x *destination_Ethernet_address* net- *network***Long Syntax:** SE.028 SE- *se_id*:DECnet MOP packet received with a bad length actual *actual_length* claimed *claimed_length* from 0x *source_Ethernet_address* to 0x *destination_Ethernet_address* network *network***Description:** A DECnet MOP packet was received with a length field that was larger than the actual length of the packet.

SE.029**Level:** UE-ERROR**Short Syntax:** SE.029 SE- *se_id*:Unexp *type* bcast frame *LLC_control* from 0x *source_MAC* ssap *source_SAP* dsap *dest_SAP* net- *network ID***Long Syntax:** SE.029 SE- *se_id*:Unexpected *type* broadcast frame *LLC_control* from 0x *source_MAC*, ssap *source_SAP*, dsap *dest_SAP*, net *network ID***Description:** This message is generated when an unexpected 802.2 LLC frame type is received. Type may be I (information transfer) or S (supervisory). The frame was a broadcast.**Cause:** Host attempting to make 802.2 type 2 connection to router.

SE.030**Level:** UE-ERROR**Short Syntax:** SE.030 SE- *se_id*:IPX pkt in *received_encapsulation* encap ign, using *configured_encapsulation* encaps, net- *network***Long Syntax:** SE.030 SE- *se_id*:IPX pkt in encapsulation *received_encapsulation* ignored, using encapsulation *configured_encapsulation* on network *network***Description:** This message is generated when an IPX packet is received in a data-link encapsulation (frame) other than the one configured for IPX on this interface. The packet will be ignored. The *received_encapsulation* and *configured_encapsulation* are one of "ETHERNET_802.3", "ETHERNET_II", "ETHERNET_802.2", or "ETHERNET_SNAP". ETHERNET_802.3 is also known as "Novell", and ETHERNET_II is also known as "Ethernet".**Cause:** If only one encapsulation is being used on this network, this node's encapsulation is not the same as all other IPX nodes on the network.**Action:** Configure all nodes on network to use same encapsulation.**Cause:** If multiple encapsulations are being used on this network, a packet has been received from a node using an encapsulation different from this node.

SE.031**Level:** U-INFO**Short Syntax:** SE.031 SE- *se_id*:Unexp type frame LLC_control from 0x *source_MAC* ssap *source_SAP* dsap *dest_SAP* net- *network ID***Long Syntax:** SE.031 SE- *se_id*:Unexpected type frame LLC_control from 0x *source_MAC*, ssap *source_SAP*, dsap *dest_SAP*, net *network ID***Description:** This message is generated when an unexpected 802.2 LLC frame type is received. Type may be I (information transfer) or S (supervisory). The frame was addressed to the router.**Cause:** Host attempting to make 802.2 type 2 connection to router.

SE.032**Level:** UI-ERROR**Short Syntax:** SE.032 SE- *se_id*:SR 0x *source_mac*->0x *dest_mac* send failed, rsn *reason_code*, port *port* net- *network* int *int/ int_no***Long Syntax:** SE.032 SE- *se_id*:Sending source routed frame from 0x *source_mac* to 0x *dest_mac* failed, reason *reason_code*, on port *port* network *network* interface *int/ int_no***Description:** The sending of a source routed frame failed. The *reason_code* is the internal error code for the failure.**Cause:** Miscellaneous handler error. (Reason code 1.)**Action:** Check for error messages from handler for *network_name*.**Cause:** Output queue overflow, or other flow control. (Reason code 2.)**Action:** Alleviate congestion.**Cause:** Network down. (Reason code 3.)**Action:** See why handler thinks network is down.**Cause:** Dropped by handler to avoid looping, or bad broadcast. (Reason code 4.)**Action:** Check configuration.**Cause:** Host down. (Reason code 5.)**Action:** See why handler thinks host is down.

SE.033**Level:** UI-ERROR**Short Syntax:** SE.033 SE- *se_id*:LOOP fwd to 0x *forward_Ethernet_address* dropped, rsn *code*, net- *network***Long Syntax:** SE.033 SE- *se_id*:Loopback protocol, forward to 0x *forward_Ethernet_address* discarded, for reason *code*, network *network***Description:** A Ethernet Loopback Protocol (Configuration Testing Protocol) packet could not be forwarded to the specified address, for the reason specified by code.

SE.034**Level:** U-INFO**Short Syntax:** SE.034 SE- *se_id*:Unkn SNAP type *type_code* from 0x *source_MAC* net-
*network ID***Long Syntax:** SE.034 SE- *se_id*:Unknown SNAP type *type_code* from 0x *source_MAC* net
*network ID***Description:** This message is generated when a frame with an unknown SNAP type (within organization code 000000) is received. The frame was addressed to the router.**Cause:** Host sending packets for unknown Ethernet type using SNAP.

SE.035**Level:** CE-ERROR**Short Syntax:** SE.035 SE- *se_id*:Unkn SNAP type *type_code* from 0x *source_MAC* net-
*network ID***Long Syntax:** SE.035 SE- *se_id*:Unknown SNAP type *type_code* from 0x *source_MAC* net
*network ID***Description:** This message is generated when a frame with an unknown SNAP type (within organization code 000000) is received. The frame was a broadcast.**Cause:** Host sending packets for unknown Ethernet type using SNAP.

SE.036**Level:** U-INFO**Short Syntax:** SE.036 SE- *se_id*:Unkn SAP *sap_number* from 0x *source_MAC* net-
*network ID***Long Syntax:** SE.036 SE- *se_id*:Unknown SAP *sap_number* from 0x *source_MAC* net
*network ID***Description:** This message is generated when a frame with an unknown destination SAP is received. The message was addressed to the router.**Cause:** Host sending packets for unknown protocol identifier (SAP).

SE.037**Level:** U-INFO**Short Syntax:** SE.037 SE- *se_id*:Unkn SAP *sap_number* from 0x *source_MAC* net-
*network ID***Long Syntax:** SE.037 SE- *se_id*:Unknown SAP *sap_number* from 0x *source_MAC* net
*network ID***Description:** This message is generated when a frame with an unknown destination SAP is received. The message was a broadcast.**Cause:** Host sending packets for unknown protocol identifier (SAP).

SE.038**Level:** C-INFO**Short Syntax:** SE.038 SE- *se_id*:Main pkt rcvd on net- *network***Long Syntax:** SE.038 SE- *se_id*:Maintenance packet received on net *network***Description:** The handler received a maintenance packet.

SE.039**Level:** CI-ERROR**Short Syntax:** SE.039 SE- *se_id*:0x *source_mac*->0x *dest_mac* dropped, dest addr filt, port *port* net- *network* int *int/* *int_no***Long Syntax:** SE.039 SE- *se_id*:Frame from 0x *source_mac* to 0x *dest_mac* dropped, destination address filtered, port *port* network *network* interface *int/* *int_no***Description:** A MAC frame has been received by the hardware, but is being dropped because the destination MAC address is being administratively filtered by the bridge. The frame will be dropped.**Cause:** Receipt of frame whose destination MAC address matches the exclusive filter.

SE.040**Level:** C-INFO**Short Syntax:** SE.040 SE- *se_id*:Test pkt 0x *mac_address*, src sap *source_sap*, net- *network***Long Syntax:** SE.040 SE- *se_id*:Test packet from 0x *mac_address*, source sap *source_sap*, net *network***Description:** The handler received a test message.

SE.041**Level:** C-INFO**Short Syntax:** SE.041 SE- *se_id*:XID pkt 0x *mac_address*, sap *source_sap*, net- *network***Long Syntax:** SE.041 SE- *se_id*:XID packet received from 0x *mac_address*, source sap *source_sap*, net *network***Description:** The handler received an xid message.

SE.042**Level:** UE-ERROR**Short Syntax:** SE.042 SE- *se_id*:LOOP mcast fwd dest 0x *forward_Ethernet_address*, 0x *source_Ethernet_address*->0x *destination_Ethernet_address*, net- *network***Long Syntax:** SE.042 SE- *se_id*:Loopback Protocol, multicast forward address 0x *forward_Ethernet_address* from 0x *source_Ethernet_address* to 0x *destination_Ethernet_address*, network *network***Description:** An Ethernet Loopback Protocol (Configuration Testing Protocol) packet has a forward address that is a multicast. It will be discarded.**Cause:** Programming error in remote node.

SE.043**Level:** C_INFO**Short Syntax:** SE.043 SE- *se_id*:LOOP fwd 0x *source_Ethernet_address*->0x *forward_Ethernet_address*, net- *network***Long Syntax:** SE.043 SE- *se_id*:Loopback Protocol, forwarding from 0x *source_Ethernet_address* to 0x *forward_Ethernet_address*, network *network***Description:** An Ethernet Loopback Protocol (Configuration Testing Protocol) packet is being forwarded to the specified next hop.

SE.044**Level:** C-INFO**Short Syntax:** SE.044 SE- *se_id*:SRF rcv (RIF *RIF*) 0x *source_mac*->0x *dest_mac* from port *port*, net- *network* int *int/ int_no***Long Syntax:** SE.044 SE- *se_id*:Specifically-routed frame received (RIF *RIF*) from 0x *source_mac* to 0x *dest_mac* from port *port*, network *network* interface *int/ int_no***Description:** A Specifically-routed frame has been received on the specified port.

SE.045**Level:** C-INFO**Short Syntax:** SE.045 SE- *se_id*:Send SRF (RIF *RIF*) 0x *source_mac*->0x *dest_mac* to port *port*, net- *network* int *int/ int_no***Long Syntax:** SE.045 SE- *se_id*:Sending Specifically-routed frame (RIF *RIF*) from 0x *source_mac* to 0x *dest_mac* to port *port*, network *network* interface *int/ int_no***Description:** A Specifically-routed frame is being sent on the specified port.

SE.046**Level:** UE-ERROR**Short Syntax:** SE.046 SE- *se_id*:LOOP func *function* not fwd, 0x *source_Ethernet_address*->0x *destination_Ethernet_address*, net- *network***Long Syntax:** SE.046 SE- *se_id*:Loopback Protocol, function *function* not Forward Data from 0x *source_Ethernet_address* to 0x *destination_Ethernet_address*, network *network***Description:** An Ethernet Loopback Protocol (Configuration Testing Protocol) packet did not have a function code of forward (2). It will be discarded.**Cause:** Function code was reply (1), because we were the ultimate destination of this packet.**Action:** None.**Cause:** Undefined function code, due to programming error in remote node.

SE.047**Level:** C-INFO**Short Syntax:** SE.047 SE- *se_id*:message event not used**Long Syntax:** SE.047 SE- *se_id*:message event not used**Description:** This message event is not used.

SE.048**Level:** C-INFO**Short Syntax:** SE.048 SE- *se_id*:message event not used**Long Syntax:** SE.048 SE- *se_id*:message event not used**Description:** This message event is not used.

SE.049**Level:** C-INFO**Short Syntax:** SE.049 SE- *se_id*:message event not used**Long Syntax:** SE.049 SE- *se_id*:message event not used**Description:** This message event is not used.

SE.050**Level:** C-INFO**Short Syntax:** SE.050 SE- *se_id*:LOOP rcv 0x *source_Ethernet_address*->0x *destination_Ethernet_address*, net- *network***Long Syntax:** SE.050 SE- *se_id*:Loopback Protocol frame received from 0x *source_Ethernet_address* to 0x *destination_Ethernet_address*, network *network***Description:** An Ethernet Loopback Protocol (Configuration Testing Protocol) packet was received.

SE.051**Level:** UE-ERROR**Short Syntax:** SE.051 SE- *se_id*:SRF 0x *source_mac*->0x *dest_mac* too big (*reformatted_length* > *output_maximum*) for port *port* net- *network* int/ *int_no*, dropped**Long Syntax:** SE.051 SE- *se_id*:Specifically-routed frame from 0x *source_mac* to 0x *dest_mac* is too big (*reformatted_length* > *output_maximum*) for port *port* network *network* interface *int/ int_no*, dropped**Description:** The specified Specifically-routed (source-routed) frame is too large to send on this outgoing port and network. The *reformatted_length* is the size of the frame including MAC headers after any mapping of data link headers.**Cause:** Host not honoring LF bit values from its returned explorer frames.**Action:** Fix host.

SE.052**Level:** C-INFO**Short Syntax:** SE.052 SE- *se_id*:0x *source_mac*->0x *dest_mac* brdg port *port* net- *network* int/ *int_no* to port *port* net- *network* int/ *int_no***Long Syntax:** SE.052 SE- *se_id*:Frame from 0x *source_mac* to 0x *dest_mac* bridged from port number *port* network *network* interface *int/ int_no* to port number *port* network *network* interface *int/ int_no***Description:** A frame is being bridged between these two interfaces. The destination address was known, so it was sent only to the correct destination network.

SE.053**Level:** UE-ERROR**Short Syntax:** SE.053 SE- *se_id*:Inv RIF len *RIF_length*, 0x *source_mac*->0x *dest_mac* port *port*, net- *network ID*, dropped**Long Syntax:** SE.053 SE- *se_id*:Frame with invalid RIF length *RIF_length* from 0x *source_mac* to 0x *dest_mac* from port *port*, network *network ID*, discarded**Description:** A source-routing frame was received with an invalid RIF length encoded in the Length bits of the RIF.**Cause:** Received frame with RIF length less than 2 or not a multiple of 2 in length.

Action: Correct software in sending node.

SE.054

Level: UE-ERROR

Short Syntax: SE.054 SE- *se_id*:LOOP odd skip count, 0x *source_Ethernet_address*->0x *destination_Ethernet_address*, net- *network*

Long Syntax: SE.054 SE- *se_id*:Loopback Protocol, odd skipCount *count* from 0x *source_Ethernet_address* to 0x *destination_Ethernet_address*, network *network*

Description: An Ethernet Loopback Protocol (Configuration Testing Protocol) packet had an odd skipCount in the packet. It will be discarded.

Cause: Programming error on remote node.

SE.055

Level: UE-ERROR

Short Syntax: SE.055 SE- *se_id*:LOOP bd skip count, 0x *source_Ethernet_address*->0x *destination_Ethernet_address*, net- *network*

Long Syntax: SE.055 SE- *se_id*:Loopback Protocol, bad skipCount *count* from 0x *source_Ethernet_address* to 0x *destination_Ethernet_address*, network *network*

Description: An Ethernet Loopback Protocol (Configuration Testing Protocol) packet had a skipCount in the packet that points to beyond the end of the packet. It will be discarded.

Cause: Programming error on remote node.

SE.056

Level: C-INFO

Short Syntax: SE.056 SE- *se_id*:0x *source_mac*->0x *dest_mac* dropped, port block/list, net- *network*

Long Syntax: SE.056 SE- *se_id*:Frame from 0x *source_mac* to 0x *dest_mac* dropped, received on blocked or listening port, network *network*

Description: A MAC frame has been received by the hardware, but is being dropped because the port it was received on is in the "blocking" or "listening" state. Frames are only processed when the port is in the "learning" or "forwarding" state.

Cause: Normal on port bringup.

Action: Wait for port to transition to "learning" and "forwarding" states.

SE.057

Level: C-INFO

Short Syntax: SE.057 SE- *se_id*:Chg state *old_state* to *new_state*, port *port* net- *network*

Long Syntax: SE.057 SE- *se_id*:Changing port state from *old_state* to *new_state* for port *port*, network *network*

Description: The Spanning Tree Protocol has requested this state change for this port in the SRT bridge. The *old_state* and *new_state* are one of: FORWARDING (Spanning Tree Protocol Forwarding state), LEARNING (Spanning Tree Protocol Learning state), LISTENING (Spanning Tree Protocol Listening state), BLOCKED (Spanning Tree Protocol Blocking state), CONFIGURING (configuration of port device pending), POSTCONFIGURING (configuration of port device done), PRECONFIGURING (port enabled, configuration of port device to start), and DISABLED (port disabled).

SE.058**Level:** P-TRACE**Short Syntax:** SE.058 SE- *se_id*:Trace incoming data frame from ELAN ' *elan*'**Long Syntax:** SE.058 SE- *se_id*:Trace incoming data frame from ELAN ' *elan*'**Description:** Trace incoming data frame.

SE.059**Level:** P-TRACE**Short Syntax:** SE.059 SE- *se_id*:Trace outgoing data frame to ELAN ' *elan*'**Long Syntax:** SE.059 SE- *se_id*:Trace outgoing data frame to ELAN ' *elan*'**Description:** Trace outgoing data frame.

SE.060**Level:** DEBUG**Short Syntax:** SE.060 SE- *se_id*:MAC 0x *mac* found in DFFC mapped to ELAN ' *elan*', net-
network int *int/* *int_no***Long Syntax:** SE.060 SE- *se_id*:MAC 0x *mac* found in DFFC mapped to ELAN ' *elan*', net-
network int *int/* *int_no***Description:** Successful search of DFFC database for MAC address.

SE.061**Level:** DEBUG**Short Syntax:** SE.061 SE- *se_id*:Rte Desc *ring. bridge* found in DFFC mapped to ELAN ' *elan*', net-
network int *int/* *int_no***Long Syntax:** SE.061 SE- *se_id*:Route Descriptor *ring. bridge* found in DFFC mapped to
ELAN ' *elan*', net- *network* int *int/* *int_no***Description:** Successful search of DFFC database for route descriptor.

SE.062**Level:** C-INFO**Short Syntax:** SE.062 SE- *se_id*:Chg state *old_state* to *new_state*, port *port* net- *network***Long Syntax:** SE.062 SE- *se_id*:Changing port state from *old_state* to *new_state* for port
port, network *network***Description:** The SE Spanning Tree Protocol has requested this state change for this port in the SE bridge. The *old_state* and *new_state* are one of: FORWARDING (Spanning Tree Protocol Forwarding state), LEARNING (Spanning Tree Protocol Learning state), LISTENING (Spanning Tree Protocol Listening state), BLOCKED (Spanning Tree Protocol Blocking state), CONFIGURED (port is configured, waiting for SPT), NETDOWN (port is configured, but interface is down), CONFIGURING (port is configuring), and NOTSETUP (port not configured).

SE.063**Level:** C_INFO**Short Syntax:** SE.063 SE- *se_id*:0x *source_mac*->0x *dest_mac* SNAP *protocol_identifier*, endnode, net- *network***Long Syntax:** SE.063 SE- *se_id*:Frame from 0x *source_mac* to 0x *dest_mac*, IEEE 802 SNAP Protocol Identifier *protocol_identifier* for endnode protocol, network *network***Description:** A multicast frame has been received for the IEEE 802 Subnetwork Access Protocol (SNAP) Protocol Identifier (PID) which corresponds with an endnode protocol. The frame will be both bridged and locally processed by the endnode protocol.

SE.064**Level:** CI_ERROR**Short Syntax:** SE.064 SE- *se_id*:DFFC MAC Cache exceeded, 0x *mac* deleted from cache**Long Syntax:** SE.064 SE- *se_id*:DFFC MAC Cache exceeded, 0x *mac* deleted from cache**Description:** The DFFC MAC Cache has exceeded its configured maximum size. The oldest MAC entry is deleted.**Action:** No action is required. The size of the MAC Cache may be increased if there is available free heap memory. The amount of free heap memory can be determined by issuing the mem command from the talk 5 interface console.

SE.065**Level:** UI_ERROR**Short Syntax:** SE.065 SE- *se_id*:No memory available for allocating cache entry**Long Syntax:** SE.065 SE- *se_id*:No memory available for allocating cache entry**Description:** A CFFC or DFFC entry could not be allocated due to insufficient memory.**Action:** The size of the DFFC MAC Cache may need to be decreased to prevent excess memory heap allocation. Other component configurations should also be checked for inappropriately high parameter settings which could result in wasted memory allocation.

SE.066**Level:** CE_ERROR**Short Syntax:** SE.066 SE- *se_id*:Bridges connected to SE have diff cnfg ring num, 0x *ring_new* replaces 0x *ring_old*.**Long Syntax:** SE.066 SE- *se_id*:Bridges connected to SE have diff cnfg ring number, 0x *ring_new* replaces 0x *ring_old*.**Description:** Bridges attached to the SuperELAN are configured with different ring numbers. The SE Cache assumes the latest ring number learned is the correct and current ring number value. The route cache is flushed.**Action:** Change the ring number setting on attached bridges to make sure that all bridges directly connected to the SuperELAN are configured with same ring number. Failing to do so causes the SuperELAN to operate less efficiently, but should not effect network connectivity.

SE.067**Level:** CI-ERROR**Short Syntax:** SE.067 SE- *se_id*:Ctrl q ovf, dropped, net- *network* int *int/ int_no***Long Syntax:** SE.067 SE- *se_id*:Control frame queue overflow, packet dropped from network *network* interface *int/ int_no***Description:** The queue for control frames to be forwarded is too long, and this frame has been dropped to attempt to alleviate the congestion.

SE.068**Level:** CE-ERROR**Short Syntax:** SE.068 SE- *se_id*:ELAN ' *elan*/net- *netno* unjoined LES/BUS due to frame sz mismatch**Long Syntax:** SE.068 SE- *se_id*:ELAN ' *elan*/net- *netno* unjoined LES/BUS due to frame size mismatch**Description:** The ELAN successfully joined a LES/BUS with a different frame size than the SuperELAN frame size. The short-cut LEC was removed from the LES/BUS and cannot participate in the SuperELAN.**Action:** Change the LES/BUS frame size to which the short-cut LEC was attempting to join or reconfigure the SuperELAN with a different frame size.

SE.069**Level:** CI-ERROR**Short Syntax:** SE.069 SE- *se_id*:ELAN ' *elan*/net- *netno* no global bufs, LE Ctrl frame droppe.**Long Syntax:** SE.069 SE- *se_id*:ELAN ' *elan*/net- *netno* no global buffers, LE Ctrl frame dropped**Description:** No global buffers were available to copy the LE Control Frame. The frame was dropped by the SuperELAN bridge.

SE.070**Level:** CI-ERROR**Short Syntax:** SE.070 SE- *se_id*:ELAN ' *elan*/net- *netno* no mem available to cache LE Ctrl frame**Long Syntax:** SE.070 SE- *se_id*:ELAN ' *elan*/net- *netno* no memory available to cache LE Ctrl frame**Description:** No memory available to cache the LE Control Frame. The frame was dropped by the SuperELAN bridge.

SE.071**Level:** C-INFO**Short Syntax:** SE.071 SE- *se_id*:ELAN ' *elan*/net- *netno* LE Ctrl frame filt, Target MAC=0x *target_mac***Long Syntax:** SE.071 SE- *se_id*:ELAN ' *elan*/net- *netno* LE Ctrl frame filtered, Target MAC=0x *target_mac***Description:** LE ARP Request filtered.

SE.072**Level:** C-INFO**Short Syntax:** SE.072 SE- *se_id*:ELAN ' *elan*'/net- *netno* LE Ctrl frame dropped, port not fwd**Long Syntax:** SE.072 SE- *se_id*:ELAN ' *elan*'/net- *netno* LE Ctrl frame dropped, port not forwarding**Description:** Port was not in forwarding state, the LE Control frame was discarded.

SE.073**Level:** P-TRACE**Short Syntax:** SE.073 SE- *se_id*:Trace incoming LE Control frame from ELAN ' *elan*'**Long Syntax:** SE.073 SE- *se_id*:Trace incoming LE Control frame from ELAN ' *elan*'**Description:** Trace incoming LE Control frame.

SE.074**Level:** P-TRACE**Short Syntax:** SE.074 SE- *se_id*:Trace outgoing LE Control frame to ELAN ' *elan*'**Long Syntax:** SE.074 SE- *se_id*:Trace outgoing LE Control frame to ELAN ' *elan*'**Description:** Trace outgoing LE Control frame.

SE.075**Level:** C-INFO**Short Syntax:** SE.075 SE- *se_id*:New targ route desc *ring. bridge* lrnd on ELAN ' *elan*'/net-*net***Long Syntax:** SE.075 SE- *se_id*:New target route descriptor *ring. bridge* learned on ELAN ' *elan*'/net- *net***Description:** A net target route descriptor was learned. The route descriptor represents a next bridge-ring segment attached to the SuperELAN via a source route bridge.

SE.076**Level:** C-INFO**Short Syntax:** SE.076 SE- *se_id*:Target route desc *ring. bridge* deleted from DFFC**Long Syntax:** SE.076 SE- *se_id*:Target route desc *ring. bridge* deleted from DFFC**Description:** A target route descriptor was removed from the DFFC. This can occur if the DFFC is flushed or the route descriptor was aged-out.

SE.077**Level:** C-INFO**Short Syntax:** SE.077 SE- *se_id*:New MAC addr 0x *mac* learned on ELAN ' *elan*'/net- *net***Long Syntax:** SE.077 SE- *se_id*:New MAC addr 0x *mac* learned on ELAN ' *elan*'/net- *net***Description:** A new MAC address was learned. This MAC address may represent a station directly attached to the ELAN in the SuperELAN or a legacy station behind a transparent bridge.

SE.078**Level:** C-INFO**Short Syntax:** SE.078 SE- *se_id*:MAC addr 0x *mac* deleted from DFFC**Long Syntax:** SE.078 SE- *se_id*:MAC addr 0x *mac* deleted from DFFC**Description:** A MAC address was removed from the DFFC. This can occur if the DFFC is flushed or the MAC address was aged-out.

Fatal seiisrt**Short Syntax:** SE: Invalid *i_srt* on input**Description:** The *i_srt* flag passed from the handler to forwarder has an invalid value.**Cause:** Software bug.**Action:** Take a crash dump and contact customer service.

Fatal seumed**Short Syntax:** SE: unknown input media**Description:** The input net type is not one of the ones understood by the SRT bridge (802.3/Ethernet, FDDI, or 802.5).**Cause:** Software bug.**Action:** Take a crash dump and contact customer service.

Security Protocol (SEC)

This chapter describes Security Protocol (SEC) messages. For information on message content and how to use the message, refer to the Introduction.

SEC.001

Level: C-INFO

Short Syntax: SEC.001 Tacacs+: *A message*

Long Syntax: SEC.001 TacacsPlus Message: *A message*

Description: Generic Message for Tacacs Plus

SEC.002

Level: C-INFO

Short Syntax: SEC.002 Tacx+StartPacket: *A message*

Long Syntax: SEC.002 TacacsPlus StartPacket Message: *A message*

Description: Generic Message for Tacacs Plus Start Packet

SEC.003

Level: ALWAYS

Short Syntax: SEC.003 bytes: *b1 b2| b3 b4| b5 b6| b7 b8| b9 b10| b11 b12| b13 b14| b15 b16| b17 b18| b19 b20*

Long Syntax: SEC.003 bytes: *b1 b2| b3 b4| b5 b6| b7 b8| b9 b10| b11 b12| b13 b14| b15 b16| b17 b18| b19 b20*

Description: bytes

SEC.004

Level: U-INFO

Short Syntax: SEC.004 Tacacs conn to *neighbor* open on sprt *sourceport* dprt *destinationport*

Long Syntax: SEC.004 Tacacs connection to neighbor *neighbor* open on soure port *sourceport* destination port *destinationport*

Description: An OPEN message has been received on this connection for this neighbor.

Cause: The connection to the neighbor has completed successfully.

Action: None. This is an informational message.

SEC.005

Level: C-INFO

Short Syntax: SEC.005 Tacx+ContinuePacket: *A message*

Long Syntax: SEC.005 TacacsPlus ContinuePacket Message: *A message*

Description: Generic Message for Tacacs Plus continue packet

SEC.006

Level: C-INFO

Short Syntax: SEC.006 Tacx+ReplyPacket: *A message*

Long Syntax: SEC.006 TacacsPlus ReplyPacket Message: *A message*

Description: Generic Message for Tacacs Plus reply packet

SEC.007

Level: C-INFO

Short Syntax: SEC.007 TacPlus: [*id,*] *A message*

Long Syntax: SEC.007 TacacsPlus Message: *id,* *A message*

Description: Generic Message for Tacacs Plus provides request id.

SEC.008

Level: U-INFO

Short Syntax: SEC.008 TacPlus: [*id,*] *A message*

Long Syntax: SEC.008 TacacsPlus Message: [*id,*] *A message*

Description: Generic Message for Tacacs Plus clean path messages

SEC.009

Level: ERROR

Short Syntax: SEC.009 TacPlus: [*id,*] *A message*

Long Syntax: SEC.009 Tacacs-Plus Message: [*id,*] *A message*

Description: Generic Message for Tacacs Plus

SEC.010

Level: C-INFO

Short Syntax: SEC.010 TacPlus: rq[*id,*] tcp[*id2,*] *A message*

Long Syntax: SEC.010 TacacsPlus Message: *id,* *id2,* *A message*

Description: Generic Message for Tacacs Plus shows req id and tcp id

SEC.011

Level: C-INFO

Short Syntax: SEC.011 *A message*

Long Syntax: SEC.011 Message: *A message*

Description: Generic Message for Tacacs Plus

SEC.012

Level: C-INFO

Short Syntax: SEC.012 *A message*

Long Syntax: SEC.012 Message: *A message*

Description: Generic Message for Tacacs Plus

SEC.013**Level:** C-INFO**Short Syntax:** SEC.013 *A message***Long Syntax:** SEC.013 Message: *A message***Description:** Generic Message for Tacacs Plus

SEC.014**Level:** C-INFO**Short Syntax:** SEC.014 *A message***Long Syntax:** SEC.014 Message: *A message***Description:** Generic Message for Tacacs Plus

SEC.015**Level:** C-INFO**Short Syntax:** SEC.015 *A message***Long Syntax:** SEC.015 Message: *A message***Description:** Generic Message for Tacacs Plus

SEC.016**Level:** C-INFO**Short Syntax:** SEC.016 UDP port *port* not hooked**Long Syntax:** SEC.016 UDP port *port* not hooked**Description:** AuthenticationProtocol could not hook the UDP port to receive packets on

SEC.017**Level:** C-INFO**Short Syntax:** SEC.017 Rcvd Resp for unknown id *id***Long Syntax:** SEC.017 Received Response for unknown id *id***Description:** Authentication Protocol received a response that did not match any outstanding requests

SEC.018**Level:** C-INFO**Short Syntax:** SEC.018 Rcvd Invalid Authenticator**Long Syntax:** SEC.018 Received Invalid Authenticator**Description:** Radius received a packet with an invalid authenticator and discarded it

SEC.019**Level:** C-INFO**Short Syntax:** SEC.019 *direction packetType***Long Syntax:** SEC.019 *direction packetType* packet**Description:** Authentication protocol UDP packet type received or sent

SEC.020**Level:** C-INFO**Short Syntax:** SEC.020 No Svr Cfd**Long Syntax:** SEC.020 No Server Addresses Configured packet**Description:** No Server addresses were configured for authentication protocol

SEC.021**Level:** C-INFO**Short Syntax:** SEC.021 Radius hooked UDP port *port***Long Syntax:** SEC.021 Radius hooked UDP port *port***Description:** Radius hooked the UDP port to receive radius packets on

SEC.022**Level:** C-INFO**Short Syntax:** SEC.022 *direction packetType* to *address* via *src* port *port***Long Syntax:** SEC.022 *direction packetType* packet to *address* source *src* port *port***Description:** Radius packet type sent to address and port specified

SEC.023**Level:** C-INFO**Short Syntax:** SEC.023 Auth *result* user= *user***Long Syntax:** SEC.023 Authentication *result* user= *user***Description:** Authentication passed or failed

SEC.024**Level:** C-INFO**Short Syntax:** SEC.024 Auth Req Outstanding for *netNumber***Long Syntax:** SEC.024 Auth Req Outstanding for *netNumber***Description:** Authentication request is already outstanding on this net, so disregarding new request

SEC.025**Level:** C-INFO**Short Syntax:** SEC.025 Request List at Max = *maxSize***Long Syntax:** SEC.025 Request List at Max = *maxSize***Description:** request list has reached the maximum size and a request had to be discarded

SEC.026**Level:** C-INFO**Short Syntax:** SEC.026 *action* Request id= *id* complID= *size* list size=**Long Syntax:** SEC.026 *action* Request id= *id* complID= *size* list size=**Description:** adding/removing a request to the security list

SEC.027**Level:** C-INFO**Short Syntax:** SEC.027 *action* complID= *id***Long Syntax:** SEC.027 *action* complID= *id***Description:** a security action taking place

SEC.028**Level:** C-INFO**Short Syntax:** SEC.028 Tacacs hooked UDP port *port***Long Syntax:** SEC.028 Tacacs hooked UDP port *port***Description:** Tacacs hooked the UDP port to receive tacacs packets on

SEC.029**Level:** C-INFO**Short Syntax:** SEC.029 *direction packetType* for id *rqid* to *address* via *src* port *port***Long Syntax:** SEC.029 *direction packetType* packet for request id *rqid* to *address* source *src* port *port***Description:** Radius packet type sent to address and port specified

SEC.030**Level:** C-INFO**Short Syntax:** SEC.030 *action* complID= *id* net: *net***Long Syntax:** SEC.030 *action* completionID= *id* network number: *net***Description:** a security action taking place on net

Serial Line Network Interface (SL)

This chapter describes Serial Line Network Interface (SL) messages. For information on message content and how to use the message, refer to the Introduction.

SL.001

Level: CI-ERROR

Short Syntax: SL.001 no bfr available for slftst on nt *network ID*

Long Syntax: SL.001 no buffer available for selftest on network *network ID*

Description: A packet buffer was not available when the interface self-test needed one.

SL.007

Level: U-TRACE

Short Syntax: SL.007 slftst started on nt *network ID*

Long Syntax: SL.007 selftest started on network *network ID*

Description: Self-test is being started on the serial line.

SL.019

Level: UE-ERROR

Short Syntax: SL.019 cbl typ *cable_type* nt compt wth lvl cnvt typ *level_converter_type*, nt *network ID*

Long Syntax: SL.019 Cable of type *cable_type* is not compatible with level converter of type *level_converter_type*, network *network ID*

Description: The cable and the level converter on the interface are not compatible with each other. The self-test will fail.

Cause: Wrong cable type for level converter.

Action: Use correct cable type.

Cause: If *cable_type* is "none", no cable.

Action: Connect adapter cable.

Cause: Cable broken so that it does not indicate cable type correctly (very unlikely).

Action: Replace cable.

SL.020

Level: UI-ERROR

Short Syntax: SL.020 *cable_type* can't be used with *internal_external* clk, nt *network ID*

Long Syntax: SL.020 *cable_type* cable cannot be used with *internal_external* clocking enabled, network *network ID*

Description: There is an incompatibility between the mode of the cable (DCE or DTE) and the type of clocking used. The interface will not be brought up.

Cause: DTE cable with internal clocking.

Action: Use DCE cable or external clocking.

Cause: DCE cable with external clocking.

Action: Use DTE cable or internal clocking.

SL.021**Level:** CE-ERROR**Short Syntax:** SL.021 slf tst failed, mdm sts: CTS = *cts*, DSR = *dsr*, DCD = *dcd*, nt *network ID***Long Syntax:** SL.021 Self test failed because of modem status: CTS = *cts*, DSR = *dsr*, DCD = *dcd*, network *network ID***Description:** The interface failed self test because at least one of the modem signals was off. The present state of the modem signals is shown in the ELS message. The normal state of the modem signals is CTS=ON, DSR=ON, and DCD=ON for RS-232, V.35, and V.36. For X.21, the normal state of the Indication signal is ON. In the ELS message, DCD represents the X.21 Indication signal.**Cause:** Cable not connected to modem.**Action:** Connect cable.**Cause:** Modem not powered up.**Action:** Power up modem.**Cause:** Modem does not have good connection to other end of line (especially DCD OFF).**Action:** Solve modem problem.

SL.022**Level:** C-INFO**Short Syntax:** SL.022 Modem status change CTS = *cts*, DSR = *dsr*, DCD = *dcd*, nt *network ID***Long Syntax:** SL.022 Modem status change CTS = *cts*, DSR = *dsr*, DCD = *dcd*, on *network network ID***Description:** A modem status change has occurred. The present state of the modem signals is shown in the ELS message. The normal state of the modem signals is CTS=ON, DSR=ON, and DCD=ON for RS-232, V.35, and V.36. For X.21, the normal state of the Indication signal is ON. In the ELS message, DCD represents the X.21 Indication signal.

SL.023**Level:** CE-ERROR**Short Syntax:** SL.023 int dwn due to mdm sts: CTS = *cts*, DSR = *dsr*, DCD = *dcd*, nt *network ID***Long Syntax:** SL.023 Interface down because of modem status: CTS = *cts*, DSR = *dsr*, DCD = *dcd*, network *network ID***Description:** The interface was brought down because one of the modem signals was off. The normal state of the modem signals is CTS=ON, DSR=ON, and DCD=ON for RS-232, V.35, and V.36. For X.21, the normal state of the Indication signal is ON. In the ELS message, DCD represents the X.21 Indication signal.

SL.024**Level:** UI-ERROR**Short Syntax:** SL.024 conf frame sz *configured_size* too large, reducing to *maximum_size*, nt *network ID***Long Syntax:** SL.024 Configured frame size of *configured_size* bytes too large, reducing to *maximum_size* bytes, network *network ID***Description:** The user-configured frame size for this interface is larger than the maximum

that is allowed for the particular serial line device. The size is reduced to the largest allowable one.

Cause: Configuration in excess of allowable size.

Action: Reconfigure size and restart.

SL.027

Level: UI-ERROR

Short Syntax: SL.027 No level conv, disabling nt *network ID*

Long Syntax: SL.027 No level converter, disabling network *network ID*

Description: There is no level converter on this port of the serial adapter. The self-test will fail, and future self-tests will be cancelled.

Cause: No level converter.

Action: Add level converter to port.

Cause: Defective level converter which reads as not installed.

Action: Replace level converter.

SL.028

Level: UI-ERROR

Short Syntax: SL.028 Unk level conv *converter_type*, disabling nt *network ID*

Long Syntax: SL.028 Unknown level converter type *converter_type*, disabling network *network ID*

Description: There is a level converter of an unknown type on this port of the serial adapter. The self-test will fail, and future self-tests will be cancelled.

Cause: Unknown type of level converter.

Action: Upgrade to newer software that supports this type of level converter.

Cause: Defective level converter which reads as unknown type.

Action: Replace level converter.

SL.034

Level: UE-ERROR

Short Syntax: SL.034 no cable installed, nt *network ID*

Long Syntax: SL.034 No cable installed or installed cable broken or non-compatible, network *network ID*

Description: The system does not detect an adapter cable for the network interface. Self-test will fail.

Cause: No cable installed.

Action: Connect the correct adapter cable.

Cause: Cable broken so that it does not indicate cable type correctly (very unlikely).

Action: Replace cable.

Simple Network Management Protocol (SNMP)

This chapter describes Simple Network Management Protocol (SNMP) messages. For information on message content and how to use the message, refer to the Introduction.

SNMP.001

Level: P-TRACE

Short Syntax: SNMP.001 rcvd pkt frm hst *source_address*

Long Syntax: SNMP.001 received packet from host *source_address*

Description: This message is generated for each SNMP packet received from a remote host.

SNMP.002

Level: P-TRACE

Short Syntax: SNMP.002 snt pkt to hst *dest_address*

Long Syntax: SNMP.002 sent packet to host *dest_address*

Description: This message is generated for each SNMP packet sent to a remote host.

SNMP.003

Level: UE-ERROR

Short Syntax: SNMP.003 rcvd non-SNMP pkt frm hst *source_address* (err= *value*)

Long Syntax: SNMP.003 received non-SNMP packet from host *source_address* (error code = *value*)

Description: This message is generated by a first-level reasonableness check of an incoming SNMP packet. The error codes have the following meanings: 1 - packet does not begin with SEQUENCE (0x30) 2 - packet sequence length too small 3 - packet sequence length improperly encoded (in one byte) 4 - first packet field not an ASN.1 INTEGER 5 - packet sequence length improperly encoded (in two bytes) 6 - first packet field not an ASN.1 INTEGER 7 - some other error was detected

Cause: Another node on the network sent an improperly formed SNMP packet to the router.

Action: Examine the remote node, specified in the error message, for errors.

SNMP.004

Level: UE-ERROR

Short Syntax: SNMP.004 bad ver *version* frm hst *source_address*

Long Syntax: SNMP.004 bad version number *version* from host *source_address*

Description: This message indicates that an SNMP packet contained an incorrect version number.

Cause: Either the router or the Network Manager is running an incompatible version.

Action: Update (or back out) one version of SNMP.

Cause: A bad packet slipped through the first-level error checks.

Action: Check the network for wild packets.

SNMP.005**Level:** U-TRACE**Short Syntax:** SNMP.005 no access: comm *community*, hst *source_address***Long Syntax:** SNMP.005 no access to community *community* from host *source_address***Description:** This message indicates that an SNMP request from a remote host specified a community which does not exist or a community which did not list that host's IP address as acceptable.**Cause:** The remote host is using the wrong community name.**Action:** Update the remote hosts Network Manager.**Cause:** The defined community in the router is incorrect.**Action:** Correct the community name or add the remote host's IP address to the community's list.

SNMP.006**Level:** UE-ERROR**Short Syntax:** SNMP.006 bad appl type *appl_type* frm hst *source_address***Long Syntax:** SNMP.006 bad application type *appl_type* from host *source_address***Description:** This message indicates that an SNMP packet had a bad request type. That is, it was not a GET, GETNEXT or SET request.**Cause:** The remote host is in error (perhaps sending response packets).**Action:** Check the remote host.**Cause:** A bad packet slipped through the first-level error checks.**Action:** Check the network for wild packets.

SNMP.007**Level:** UI-ERROR**Level:** OOM**Short Syntax:** SNMP.007 no free pkr bfr**Long Syntax:** SNMP.007 no packet buffer available**Description:** This message is generated when SNMP cannot allocate a packet in which to construct an SNMP response.**Cause:** All available free memory is currently in use on the system.**Action:** Retry query at a later time. If unsuccessful, a memory upgrade may be required. Monitor memory statistics to determine usage.

SNMP.008**Level:** U-TRACE**Short Syntax:** SNMP.008 R/O access for SET: hst *source_address*, comm *community***Long Syntax:** SNMP.008 SET request from host *source_address* has read-only access on community *community***Description:** This message indicates that a SET request came in on a community which only provides read-only access to the MIB.**Action:** Provide a community which allows sets or get the remote host to stop sending SET requests.

SNMP.009

Level: UI-ERROR

Level: OOM

Short Syntax: SNMP.009 TRAP: no free pkt bfr

Long Syntax: SNMP.009 TRAP: no free packer buffer available

Description: This message is generated whenever SNMP cannot send a trap because it cannot allocate storage.

Cause: All available free memory is currently in use on the system.

Action: A memory upgrade may be required. Monitor memory statistics to determine usage.

SNMP.012

Level: C-TRACE

Short Syntax: SNMP.012 comm *name* added

Long Syntax: SNMP.012 community *name* added

Description: This message is generated by the SNMP configuration routine when it reads a new community in from SRAM.

SNMP.013

Level: UE-ERROR

Short Syntax: SNMP.013 rcvd non-SNMP pkt frm hst *source_address*

Long Syntax: SNMP.013 received non-SNMP packet from host *source_address*

Description: This message is generated by a reasonableness check of an incoming SNMP packet. This check is done just before processing the PDU.

Cause: Another node on the network sent an improperly formed SNMP packet to the router, and the packet slipped through the first level error checks.

Action: Examine the remote node, specified in the error message, for errors.

SNMP.014

Level: UE-ERROR

Short Syntax: SNMP.014 bad ovarlen *source_address* frm hst *ovarlen*

Long Syntax: SNMP.014 length of variable to be sent out exceeds max length *source_address* from host *ovarlen*

Description: This message is generated by a length check on the variable to be sent out.

Cause: Another node on the network sent an improperly formed SNMP packet to the router, and the packet slipped through the first level error checks.

Action: Examine the remote node, specified in the error message, for errors.

SNMP.015

Level: P-TRACE

Short Syntax: SNMP.015 rcvd get-req pkt frm hst *source_address*

Long Syntax: SNMP.015 received a get-request packet from host *source_address*

Description: This message is generated for each SNMP packet received from a remote host of the type get-request.

SNMP.016**Level:** P-TRACE**Short Syntax:** SNMP.016 rcvd get-nxt pkt frm hst *source_address***Long Syntax:** SNMP.016 received a get-next packet from host *source_address***Description:** This message is generated for each SNMP packet received from a remote host of the type get-next.

SNMP.017**Level:** P-TRACE**Short Syntax:** SNMP.017 rcvd set-req pkt frm hst *source_address***Long Syntax:** SNMP.017 received a set-request packet from host *source_address***Description:** This message is generated for each SNMP packet received from a remote host of the type set-request.

SNMP.018**Level:** U-TRACE**Short Syntax:** SNMP.018 pkt frm hst : *source_address* caused err typ toobig**Long Syntax:** SNMP.018 packet from host *source_address* resulted in a pkt with error status: toobig**Description:** This message indicates that a packet was sent out with the error status as too big as a result of the SNMP variable in question not fitting the packet size.**Action:** Increase the packet-size.

SNMP.019**Level:** U-TRACE**Short Syntax:** SNMP.019 pkt frm hst : *source_address* caused err typ nosuchnam**Long Syntax:** SNMP.019 packet from host *source_address* resulted in a pkt with error status: nosuchname**Description:** This message indicates that a packet was sent out with the error status as noSuchName as a result of the SNMP variable in question not existing in the system or not in the view associated with the specified community or the operation is a set on a read-only variable.**Action:** Ensure that the requested variable exists in the system (also possibly the particular instance of the variable), it is in the requested view, the community has the correct access type and the requested variable is writable if it is a set operation.

SNMP.020**Level:** U-TRACE**Short Syntax:** SNMP.020 pkt frm hst : *source_address* caused err typ badvalue**Long Syntax:** SNMP.020 packet from host *source_address* resulted in a pkt with error status: badvalue**Description:** This message indicates that a packet was sent out with the error status as badvalue as a result of trying to set a variable with a wrong value specified in the SET request.**Action:** Ensure that the SET request from the remote host specifies a value consistent with the ASN1 type of the value that it is attempting to set.

SNMP.021

Level: UE-ERROR

Short Syntax: SNMP.021 Pkt discd, inp buffs low, net *Network ID*

Long Syntax: SNMP.021 Packet Discarded, input buffers are low, network *Network ID*

Description: The input buffer pool of the incoming SNMP packet, fell below the low watermark. The router dropped the SNMP packet to try and free up buffer space for other traffic.

Cause: A burst of traffic has overflowed the input buffers on an interface.

Action: If this occurs regularly then the input buffers of the interface indicated in the message may have to be increased.

SNMP.022

Level: UE-ERROR

Short Syntax: SNMP.022 ext err (*tag*) at *file(line)* : *message*

Long Syntax: SNMP.022 code encountered external error (*tag*) at *file(line)* : *message*

Description: SNMP code encountered error situation caused by an external event.

Action: Take proper action according to the error message.

SNMP.023

Level: UI-ERROR

Short Syntax: SNMP.023 int err (*tag*) at *file(line)* : *message*

Long Syntax: SNMP.023 code encountered internal error (*tag*) at *file(line)* : *message*

Description: SNMP code encountered error situation caused by an internal event.

Action: Take proper action according to the error message.

SNMP.024

Level: C-TRACE

Short Syntax: SNMP.024 generic trc (*tag*) at *file(line)* : *message*

Long Syntax: SNMP.024 generic trace message (*tag*) at *file(line)* : *message*

Description: SNMP code generates the message. Trace messages are categorized into P1 (the most significant), P2, P3, and P4.

Action: Take proper action according to the trace message.

SNMP.025

Level: C-TRACE

Short Syntax: SNMP.025 trc sgmt: *trace_segment*

Long Syntax: SNMP.025 trace segment is generated *trace_segment*

Description: SNMP code generates the trace segment.

Action: Take proper action according to the trace segments.

SNMP.026

Level: C-TRACE

Short Syntax: SNMP.026 pkt trc (*tag*) at *file(line)* : *message*

Long Syntax: SNMP.026 snmp packet trace (*tag*) at *file(line)* : *message*

Description: Indicates that snmp_packet is traced. Need to turn on SNMP_25 to get the rest of packet information.

SNMP.027

Level: C-TRACE

Short Syntax: SNMP.027 snmp container (*tag*) at *file(line)*

Long Syntax: SNMP.027 snmp main data structure trace (*tag*) at *file(line)*

Description: Indicates that snmp major data structure is traced. Need to turn on SNMP_25 to get the rest of packet information.

SNMP.028

Level: CI-ERROR

Short Syntax: SNMP.028 err (*tag*) at *file(line)* : *message*

Long Syntax: SNMP.028 code encountered error (*tag*) at *file(line)* : *message*

Description: SNMP code encountered error situation. Messages are categorized into E1 (the most severe), E2 and E3 levels.

Action: Take proper action according to the error message.

Panic nmnostor

Short Syntax: SNMP: no storage for MIB

Description: No storage was available to add an entry to the MIB.

Panic nmitype

Short Syntax: SNMP: interface type not defined for net

Description: The structure that defines an interface does not define a value for the MIB-II ifType variable.

Action: Contact customer service for a new load. Do not try and enable SNMP with this load.

Panic snmpudperr

Short Syntax: snmp udp port not avail

Description: Another application registered previously with snmp's UDP port.

Action: Contact customer service.

Open Shortest Path First (OSPF)

This chapter describes Open Shortest Path First (OSPF) messages. For information on message content and how to use the message, refer to the Introduction.

SPF.001

Level: UE-ERROR

Short Syntax: SPF.001 Bad length pkt, from *IP_source*, to *IP_destination*, OSPF len *OSPF_packet_length*, IP len *IP_packet_length*, type *OSPF_packet_type*

Long Syntax: SPF.001 Bad length packet, from *IP_source*, to *IP_destination*, OSPF *OSPF_packet_length*, IP *IP_packet_length*, type *OSPF_packet_type*

Description: An OSPF packet has been received. The OSPF length field indicates a longer packet than indicated by the IP header length field. The packet is discarded.

SPF.002

Level: UE-ERROR

Short Syntax: SPF.002 Bad pkt checksum, from *IP_source*, type *OSPF_packet_type*

Long Syntax: SPF.002 Bad packet checksum, from *IP_source*, type *OSPF_packet_type*

Description: An OSPF packet has been received. The packet has an invalid OSPF checksum. The packet is discarded.

SPF.003

Level: UE-ERROR

Short Syntax: SPF.003 Bad OSPF version, from *IP_source*, type *OSPF_packet_type*

Long Syntax: SPF.003 Bad OSPF version, from *IP_source*, type *OSPF_packet_type*

Description: An OSPF packet has been received. The version field in the OSPF header is not equal to 1. The packet is discarded.

SPF.004

Level: UE-ERROR

Short Syntax: SPF.004 Duplicate Router ID, from *IP_source*, type *OSPF_packet_type*

Long Syntax: SPF.004 Duplicate Router ID, from *IP_source*, type *OSPF_packet_type*

Description: An OSPF packet has been received. The router ID specified in the OSPF header is equal to the router's own ID. Either two interfaces are attached to the same network (OK) or there is a conflict in the assignment of OSPF router IDs (serious). The packet is discarded.

SPF.005

Level: UE-ERROR

Short Syntax: SPF.005 No matching ifc for pkt from *IP_source*, type *OSPF_packet_type*

Long Syntax: SPF.005 No matching SPF-interface for packet from *IP_source*, type *OSPF_packet_type*

Description: An OSPF packet has been received. Either the IP destination specified in the packet is not acceptable, or the parameters in the OSPF header (like area ID) do not match the parameters configured for the receiving interface. The packet is discarded.

SPF.006**Level:** UE-ERROR**Short Syntax:** SPF.006 Authentication failure, from *IP_source*, type *OSPF_packet_type***Long Syntax:** SPF.006 Packet authentication failure, from *IP_source*, type *OSPF_packet_type***Description:** An OSPF packet has been received which fails to authenticate. The packet is discarded.

SPF.007**Level:** UE-ERROR**Short Syntax:** SPF.007 No matching nbr for pkt from *IP_source*, type *OSPF_packet_type***Long Syntax:** SPF.007 No matching OSPF neighbor for packet from *IP_source*, type *OSPF_packet_type***Description:** An OSPF packet has been received. The packet is not a hello packet, and does not match any existing OSPF neighbor. The packet is discarded.

SPF.008**Level:** UE-ERROR**Short Syntax:** SPF.008 Bad pkt type from *IP_source*, type *OSPF_packet_type***Long Syntax:** SPF.008 Bad packet type received from *IP_source*, type *OSPF_packet_type***Description:** An OSPF packet has been received. The OSPF packet type field is invalid. The packet is discarded.

SPF.009**Level:** UI-ERROR**Short Syntax:** SPF.009 No buffer for mcast to *IP_destination***Long Syntax:** SPF.009 No buffer for multicast packet to *IP_destination***Description:** An attempt was made to send a multicast packet on a non-broadcast network by expanding the packet on the link level. This expansion failed due to insufficient buffer resources.**Cause:** Resource congestion**Action:** Alleviate congestion

SPF.010**Level:** P-TRACE**Short Syntax:** SPF.010 Received packet type *OSPF_packet_type* from *IP_source***Long Syntax:** SPF.010 Received packet type *OSPF_packet_type* from *IP_source***Description:** An OSPF packet of the specified type was received.

SPF.011**Level:** U-TRACE**Short Syntax:** SPF.011 Sending unicast type *OSPF_packet_type* dst *IP_destination***Long Syntax:** SPF.011 Sending unicast type *OSPF_packet_type* dst *IP_destination***Description:** Unicast OSPF packet of specified type has been sent to the specified IP destination.

SPF.012**Level:** P-TRACE**Short Syntax:** SPF.012 Sending mcast type *OSPF_packet_type*, dst *IP_destination* net *network***Long Syntax:** SPF.012 Sending multicast, type *OSPF_packet_type*, destination *IP_destination* net *network***Description:** Multicast OSPF packet of specified type sent out specified interface.

SPF.013**Level:** U-INFO**Short Syntax:** SPF.013 Rxmitting type *OSPF_packet_type*, *IP_source* -> *IP_destination***Long Syntax:** SPF.013 Retransmitting packet, type *OSPF_packet_type*, *IP_source* -> *IP_destination***Description:** Unicast OSPF packet of specified type is being retransmitted.

SPF.014**Level:** UI-ERROR**Short Syntax:** SPF.014 No FSM match, ifc *interface_IP_address*, state *interface_state*, event *interface_event***Long Syntax:** SPF.014 No FSM match, interface *interface_IP_address*, state *interface_state*, event *interface_event***Description:** The specified event occurred while an interface was in the specified state. This occurrence was not covered by the interface Finite State Machine. The event is ignored.**Cause:** Possible internal error**Action:** Notify service

SPF.015**Level:** U-INFO**Short Syntax:** SPF.015 State change, ifc *interface_IP_address*, new state *new_interface_state*, event *interface_event***Long Syntax:** SPF.015 State change, interface *interface_IP_address*, new state *new_interface_state*, event *interface_event***Description:** The specified event occurred on the specified interface, causing its state to transition.

SPF.016**Level:** UE-ERROR**Short Syntax:** SPF.016 No match for hlo (virtual link) from *IP_source***Long Syntax:** SPF.016 No match for hello received on virtual link, from *IP_source***Description:** A hello packet was received that could only match a virtual link, yet that link is not configured. The packet is discarded.

SPF.017**Level:** UE-ERROR**Short Syntax:** SPF.017 Network mask mismatch with *IP_source***Long Syntax:** SPF.017 Network mask mismatch in hello from *IP_source***Description:** Hello packet received from neighbor. Neighbor disagrees with this router concerning the network mask of their common network. The packet is discarded.

SPF.018**Level:** UE-ERROR**Short Syntax:** SPF.018 Hello interval mismatch with *IP_source***Long Syntax:** SPF.018 Hello interval mismatch in hello from *IP_source***Description:** Hello packet received from neighbor. Neighbor disagrees with this router concerning the hello interval to be used on the common network. The packet is discarded.

SPF.019**Level:** UE-ERROR**Short Syntax:** SPF.019 Dead interval mismatch with *IP_source***Long Syntax:** SPF.019 Dead interval mismatch in hello from *IP_source***Description:** Hello packet received from neighbor. Neighbor disagrees with this router concerning the dead router interval" to be used on the common network. The packet is discarded.

SPF.020**Level:** UI-ERROR**Short Syntax:** SPF.020 No FSM match, nbr *neighbor_IP_address*, state *neighbor_state*, event *neighbor_event***Long Syntax:** SPF.020 No FSM match, neighbor *neighbor_IP_address*, state *neighbor_state*, event *neighbor_event***Description:** The specified event has been generated for the specified neighbor, which is currently in the specified state. This was not anticipated by the neighbor Finite State Machine. The event is ignored.**Cause:** Possible internal error**Action:** Notify service

SPF.021**Level:** U-INFO**Short Syntax:** SPF.021 State change, nbr *neighbor_IP_address*, new state *neighbor_state*, event *neighbor_event***Long Syntax:** SPF.021 State change, neighbor *neighbor_IP_address*, new state *neighbor_state*, event *neighbor_event***Description:** The specified event has been generated, causing the specified neighbor to transfer to a new state.

SPF.022**Level:** UI-ERROR**Short Syntax:** SPF.022 Outstanding DD pkt not avail for nbr *neighbor_IP_address***Long Syntax:** SPF.022 Outstanding Database Description packet not avail for neighbor *neighbor_IP_address***Description:** An attempt was made to retransmit a Database Description packet to the specified neighbor, but the packet could not be found. Retransmission is aborted.**Cause:** Possible internal error**Action:** Notify service

SPF.023**Level:** UI-ERROR**Short Syntax:** SPF.023 Unable to get pkt, to *IP_destination*, ifc *interface_IP_address***Long Syntax:** SPF.023 Unable to get packet to send to *IP_destination*, out interface *interface_IP_address***Description:** An attempt was made to send an OSPF packet to the specified destination. The specified interface has been aborted due to lack of buffers.**Cause:** Resource congestion**Action:** Alleviate congestion

SPF.024**Level:** UE-ERROR**Short Syntax:** SPF.024 Bad length LS adv from *neighbor_IP_address***Long Syntax:** SPF.024 Bad length Link state advertisement received from *neighbor_IP_address***Description:** A link state advertisement has been received from the specified neighbor, and the advertisement's length field indicates that the entire advertisement is NOT fully contained in the received Link State Update Packet. The partial advertisement is discarded.

SPF.025**Level:** UE-ERROR**Short Syntax:** SPF.025 from *neighbor_IP_address*, adv. cksum fl: (*LS_type*, *advertisement_ID*)**Long Syntax:** SPF.025 from *neighbor_IP_address*, LS advertisement checksum fails: LS type *LS_type* id *advertisement_ID***Description:** A link state advertisement has been received. The advertisement is identified by its LS type and two-part originating ID (see OSPF specification section 12.1). The checksum field contained in the advertisement is invalid. The advertisement is ignored.

SPF.026**Level:** UE-ERROR**Short Syntax:** SPF.026 from *neighbor_IP_address*, bad type, adv: (*LS_type*, *advertisement_ID*)**Long Syntax:** SPF.026 from *neighbor_IP_address*, bad LS type, advertisement: typ *LS_type* id *advertisement_ID***Description:** A link state advertisement has been received. The advertisement's LS type field is invalid. The advertisement is ignored.

SPF.027**Level:** UE-ERROR**Short Syntax:** SPF.027 from *neighbor_IP_address*, ext adv on VL: (*LS_type*, *advertisement_ID*)**Long Syntax:** SPF.027 from *neighbor_IP_address*, AS external link adv. on Virtual Link: typ *LS_type* id *advertisement_ID***Description:** A link state advertisement has been received. It was received over a virtual link, yet its LS type is equal to AS external link. The advertisement is ignored.

SPF.028**Level:** U-INFO**Short Syntax:** SPF.028 from *neighbor_IP_address*, old adv: (*LS_type*, *advertisement_ID*)**Long Syntax:** SPF.028 from *neighbor_IP_address*, old LS advertisement: typ *LS_type* id *advertisement_ID***Description:** A link state advertisement has been received. The advertisement is older than the current database copy. The received advertisement is ignored.

SPF.029**Level:** U-INFO**Short Syntax:** SPF.029 from *neighbor_IP_address*, self update: (*LS_type*, *advertisement_ID*)**Long Syntax:** SPF.029 from *neighbor_IP_address*, self update: typ *LS_type* id *advertisement_ID***Description:** A link state advertisement has been received. The advertisement was originated by the router itself, yet is newer than the database copy. This indicates that it originated before the router was last started. This causes the router to either advance the LS sequence number and originate a new instantiation of the advertisement, or flush the advertisement, if it's a summary LSA and the attached area does not wish to import summary LSAs anymore.

SPF.030**Level:** U-INFO**Short Syntax:** SPF.030 from *neighbor_IP_address*, new adv: (*LS_type*, *advertisement_ID*)**Long Syntax:** SPF.030 from *neighbor_IP_address*, new LS advertisement: typ *LS_type* id *advertisement_ID***Description:** A link state advertisement has been received. The advertisement is newer than the current database copy. This advertisement is flooded out all other interfaces, and installed in the routing database.

SPF.031**Level:** U-INFO**Short Syntax:** SPF.031 from *neighbor_IP_address*, Old ack for adv: (*LS_type*, *advertisement_ID*)**Long Syntax:** SPF.031 from *neighbor_IP_address*, Old acknowledgement for advertisement: typ *LS_type* id *advertisement_ID***Description:** An unexpected link state acknowledgement has been received. The acknowledgement, however, is for a previous instantiation of the link state advertisement.

SPF.032**Level:** U-INFO**Short Syntax:** SPF.032 Bad ack from *neighbor_IP_address* for adv: (*LS_type*, *advertisement_ID*)**Long Syntax:** SPF.032 Bad acknowledgment from *neighbor_IP_address* for advertisement: typ *LS_type* id *advertisement_ID***Description:** An unexpected link state acknowledgement has been received. The acknowledgement however is for the current instantiation of the link state advertisement.

SPF.033**Level:** U-INFO**Short Syntax:** SPF.033 LS update retransmission to *neighbor_IP_address***Long Syntax:** SPF.033 LS update retransmission to neighbor *neighbor_IP_address***Description:** A Link State Update packet containing retransmitted link state advertisements has been unicast to the specified neighbor. This probably indicates packet loss during the flooding procedure.

SPF.034**Level:** U-INFO**Short Syntax:** SPF.034 LS ack sent direct to *neighbor_IP_address***Long Syntax:** SPF.034 LS acknowledgement sent directly to neighbor *neighbor_IP_address***Description:** A Link State Acknowledgement packet has been sent directly to the specified neighbor. This is in response to duplicate link state advertisements received from the neighbor. This probably indicates packet loss during the flooding procedure.

SPF.035**Level:** U-INFO**Short Syntax:** SPF.035 Flushing advertisement: (*LS_type*, *advertisement_ID*)**Long Syntax:** SPF.035 Flushing advertisement: typ *LS_type* id *advertisement_ID***Description:** A link state advertisement contained in the link state database has not been refreshed for 2 hours. The advertisement is deleted from the database. This probably indicates that the originator of the advertisement is unreachable. See section 14 of the OSPF specification.

SPF.036**Level:** U-INFO**Short Syntax:** SPF.036 Originating adv: (*LS_type*, *advertisement_ID*)**Long Syntax:** SPF.036 Originating LS advertisement: typ *LS_type* id *advertisement_ID***Description:** A link state advertisement is being (re)originated by the router. This can be due to topological change, or the necessity to refresh.

SPF.037**Level:** U-INFO**Short Syntax:** SPF.037 new route to *destination*, type *route_type* cost *route_cost***Long Syntax:** SPF.037 New route to destination *destination*, type *route_type* cost *route_cost***Description:** The SPF routing table build process has detected a new best route to specified destination, having the specified cost.

SPF.038**Level:** P-TRACE**Short Syntax:** SPF.038 *Interface* hello sent to *dest type***Long Syntax:** SPF.038 *Interface* hello sent to IP destination *type***Description:** An OSPF hello has been sent to the specified IP destination. This has been done over an NBMA (Non-Broadcast Multi-Access) network or P2MP (Point-to-Multi-Point) Network.

SPF.039**Level:** U-INFO**Short Syntax:** SPF.039 The OSPF routing protocol is *en/disabled***Long Syntax:** SPF.039 The OSPF routing protocol is *en/disabled***Description:** Printed on router startup. Indicates operational status of the SPF protocol.

SPF.040**Level:** U-INFO**Short Syntax:** SPF.040 SPF Interface *interface_IP_address* is not an IP address, Interface not installed**Long Syntax:** SPF.040 SPF Interface *interface_IP_address* is not an IP address, Interface not installed**Description:** Printed on router startup when an OSPF interface address is configured, yet this address has not also been configured in the IP console. OSPF interface is not installed.

SPF.041**Level:** U-INFO**Short Syntax:** SPF.041 Non-Broadcast net *interface_IP_address* is not an SPF interface**Long Syntax:** SPF.041 Non-Broadcast net *interface_IP_address* is not an SPF interface**Description:** Printed on router startup when OSPF non-broadcast parameters have been configured for a non-existent OSPF interface. These configuration parameters are ignored.

SPF.043**Level:** U-INFO**Short Syntax:** SPF.043 Duplicate LS ack received from *neighbor_IP_address***Long Syntax:** SPF.043 Duplicate LS acknowledgment received from neighbor *neighbor_IP_address***Description:** Unexpected link state acknowledgements have been received from the specified neighbor. This probably indicates packet loss during the flooding procedure.

SPF.044

Level: UE-ERROR

Short Syntax: SPF.044 from *neighbor_IP_address*, bad age field, adv (*LS_type*, *advertisement_ID*)

Long Syntax: SPF.044 from *neighbor_IP_address*, bad age field, advertisement: typ *LS_type* id *advertisement_ID*

Description: A link state advertisement has been received. The advertisement's LS age field is invalid. The advertisement is ignored.

SPF.045

Level: U-INFO

Short Syntax: SPF.045 non-existent transit area *proposed_transit_area*, VL discarded

Long Syntax: SPF.045 Transit area *proposed_transit_area* not configured, virtual link discarded

Description: A virtual link has been configured to have a certain transit area, yet that area has not been defined. The virtual link is ignored.

SPF.046

Level: U-INFO

Short Syntax: SPF.046 No backbone configured, VLS discarded

Long Syntax: SPF.046 Backbone area is not configured, all virtual links discarded

Description: Virtual links cannot be used unless a backbone area is configured.

SPF.047

Level: U-INFO

Short Syntax: SPF.047 *destination* now unreachable

Long Syntax: SPF.047 Destination *destination* now unreachable

Description: The destination has been found to be unreachable during the routing table build process.

SPF.048

Level: UE-ERROR

Short Syntax: SPF.048 AS ext adv limit exceeded; adv ignored

Long Syntax: SPF.048 Limit of AS external advertisements exceeded; advertisement discarded

Description: The estimated number of advertisements has been exceeded. New AS external advertisements are ignored in order to put a limit on router heap usage.

SPF.049

Level: UE-ERROR

Short Syntax: SPF.049 AS ext adv limit exceeded; origination deferred

Long Syntax: SPF.049 Limit of AS external advertisements exceeded; origination deferred

Description: The estimated number of advertisements has been exceeded. The origination of new AS external advertisements is deferred in order to put a limit on router heap usage.

SPF.050**Level:** U-INFO**Short Syntax:** SPF.050 from *neighbor_IP_address*, MaxAge: (*LS_type*, *advertisement_ID*)**Long Syntax:** SPF.050 from *neighbor_IP_address*, received unexpected MaxAge: typ *LS_type* id *advertisement_ID***Description:** A link state advertisement has been received. Its age is MaxAge, and there is no current instantiation of the advertisement in the router's database. The advertisement is acknowledged and then discarded without flooding.

SPF.051**Level:** UE-ERROR**Short Syntax:** SPF.051 bad adv/ovflo: (*LS_type*, *advertisement_ID*)**Long Syntax:** SPF.051 error in advertisement or routing overflow: typ *LS_type* id *advertisement_ID***Description:** A link state advertisement has been received. The advertisement contains an error, or cannot be added to the database due to routing table overflow. In any case, the advertisement is discarded.

SPF.052**Level:** UE-ERROR**Short Syntax:** SPF.052 Stub area mismatch with *IP_source***Long Syntax:** SPF.052 Stub area mismatch in hello from *IP_source***Description:** Hello packet received from neighbor. Neighbor disagrees with this router concerning the attached area's ability to process AS external link advertisements. Hello packet is ignored.

SPF.053**Level:** UE-ERROR**Short Syntax:** SPF.053 from *neighbor_IP_address*, recvd in stub area, adv (*LS_type*, *advertisement_ID*)**Long Syntax:** SPF.053 from *neighbor_IP_address*, type 5 LSA in stub area, adv: typ *LS_type* id *advertisement_ID***Description:** A type 5 link state advertisement has been received. The advertisement is being flooded through a stub area, and is therefore ignored.

SPF.054**Level:** C-INFO**Short Syntax:** SPF.054 Dijkstra calculation performed: *Number_areas* area(s)**Long Syntax:** SPF.054 Dijkstra calculation performed, on *Number_areas* area(s)**Description:** As a result of a topology change, the routing table has been recalculated, starting with the Dijkstra calculation.

SPF.055**Level:** U-INFO**Short Syntax:** SPF.055 Network LSA w/ old Adv Rtr: (*LS_type*, *advertisement_ID*)**Long Syntax:** SPF.055 Network LSA with old Advertising Router: (*LS_type*, *advertisement_ID*)**Description:** A network links advertisement having one of our addresses as Link State ID, but whose Advertising Router is not our Router ID, has been received. These advertisements are flushed, as they are assumed to be out-of-date.

SPF.056**Level:** U-INFO**Short Syntax:** SPF.056 Reparsing Network LSA: *Link_State_ID***Long Syntax:** SPF.056 Reparsing Network LSA: *Link_State_ID***Description:** A network link is being reparsed, owing to the fact that there are multiple network-LSAs in the network with the same Link State ID. This indicates that a router has changed OSPF Router IDs, and has originated the same router-LSA before and after the change. This is a normal, but rare, event.

SPF.057**Level:** UI-ERROR**Short Syntax:** SPF.057 Send unicast type *OSPF_packet_type* dst *IP_destination* fld, rsn *reason_code*, net *network***Long Syntax:** SPF.057 Sending unicast type *OSPF_packet_type* dst *IP_destination* failed, reason *reason_code*, network *network***Description:** Sending of a unicast OSPF packet of specified type failed to the specified IP destination. The *reason_code* is the internal error code for the failure.**Cause:** Miscellaneous handler error. (Reason code 1.)**Action:** Check for error messages from handler for *network_name*.**Cause:** Output queue overflow, or other flow control. (Reason code 2.)**Action:** Alleviate congestion.**Cause:** Network down. (Reason code 3.)**Action:** See why handler thinks network is down.**Cause:** Dropped by handler to avoid looping, or bad broadcast. (Reason code 4.)**Action:** Check configuration.**Cause:** Host down. (Reason code 5.)**Action:** See why handler thinks host is down.

SPF.058**Level:** UI-ERROR**Short Syntax:** SPF.058 Send multicast type *OSPF_packet_type* dst *IP_destination* fld, rsn *reason_code*, net *network***Long Syntax:** SPF.058 Sending multicast type *OSPF_packet_type* dst *IP_destination* failed, reason *reason_code*, network *network***Description:** Sending of a multicast OSPF packet of specified type failed to the specified IP destination. The *reason_code* is the internal error code for the failure.**Cause:** Miscellaneous handler error. (Reason code 1.)

Action: Check for error messages from handler for network_name.
Cause: Output queue overflow, or other flow control. (Reason code 2.)
Action: Alleviate congestion.
Cause: Network down. (Reason code 3.)
Action: See why handler thinks network is down.
Cause: Dropped by handler to avoid looping, or bad broadcast. (Reason code 4.)
Action: Check configuration.
Cause: Host down. (Reason code 5.)
Action: See why handler thinks host is down.

SPF.059**Level:** UI-ERROR**Short Syntax:** SPF.059 Rxdmit type *OSPF_packet_type* fld, *IP_source* -> *IP_destination*, rsn *reason_code*, net *network***Long Syntax:** SPF.059 Retransmitting packet failed, type *OSPF_packet_type*, *IP_source* -> *IP_destination*, reason *reason_code*, network *network***Description:** Retransmission of unicast OSPF packet of specified type failed. The reason_code is the internal error code for the failure.

Cause: Miscellaneous handler error. (Reason code 1.)
Action: Check for error messages from handler for network_name.
Cause: Output queue overflow, or other flow control. (Reason code 2.)
Action: Alleviate congestion.
Cause: Network down. (Reason code 3.)
Action: See why handler thinks network is down.
Cause: Dropped by handler to avoid looping, or bad broadcast. (Reason code 4.)
Action: Check configuration.
Cause: Host down. (Reason code 5.)
Action: See why handler thinks host is down.

SPF.060**Level:** UI-ERROR**Short Syntax:** SPF.060 NBMA hello disc to dest *neighbor_IP_address*, rsn *reason_code*, net *network***Long Syntax:** SPF.060 NBMA hello disc to IP destination *neighbor_IP_address*, reason *reason_code*, network *network***Description:** An OSPF hello has been discarded when attempting to send to the specified IP destination. This was attempted over a non-broadcast, multi-access interface. The reason_code is the internal error code for the failure.

Cause: Miscellaneous handler error. (Reason code 1.)
Action: Check for error messages from handler for network_name.
Cause: Output queue overflow, or other flow control. (Reason code 2.)
Action: Alleviate congestion.
Cause: Network down. (Reason code 3.)
Action: See why handler thinks network is down.

Cause: Dropped by handler to avoid looping, or bad broadcast. (Reason code 4.)

Action: Check configuration.

Cause: Host down. (Reason code 5.)

Action: See why handler thinks host is down.

SPF.061

Level: U-INFO

Short Syntax: SPF.061 non-existent area *proposed_area*, interface *interface_IP_address* not installed

Long Syntax: SPF.061 OSPF area *proposed_area* not configured, interface *interface_IP_address* not installed

Description: Printed on router startup when an OSPF interface address is configured, but the attached area is not defined. Hence, the OSPF interface is not installed.

SPF.062

Level: UE-ERROR

Short Syntax: SPF.062 LS node alloc fld, ty *ls_node_type*, sz *ls_node_size*

Long Syntax: SPF.062 LS node allocation failed, type *ls_node_type*, size *ls_node_size*

Description: The router has run out of memory. As a result, OSPF is unable to allocate a node for later insertion into the link state database for either the advertisement that we have just received, or the advertisement that we are trying to originate.

SPF.063

Level: UI-ERROR

Short Syntax: SPF.063 No FSM match, state *interface_state*, event *interface_event*, unnum net *network ID*

Long Syntax: SPF.063 No FSM match, state *interface_state*, event *interface_event*, unnumbered net *network ID*

Description: The specified event occurred while an unnumbered interface was in the specified state. This occurrence was not covered by the interface Finite State Machine. The event is ignored.

Cause: Possible internal error

Action: Notify service

SPF.064

Level: U-INFO

Short Syntax: SPF.064 State change, new state *new_interface_state*, event *interface_event*, unnum net *network ID*

Long Syntax: SPF.064 State change, new state *new_interface_state*, event *interface_event*, unnumbered net *network ID*

Description: The specified event occurred on the specified interface, causing its state to transition.

SPF.065**Level:** UI-ERROR**Short Syntax:** SPF.065 Unable to get pkt, to *IP_destination*, unnum net *network ID***Long Syntax:** SPF.065 Unable to get packet to send to *IP_destination*, out unnumbered net *network ID***Description:** An attempt was made to send an OSPF packet to the specified destination. The specified unnumbered interface has been aborted due to lack of buffers.**Cause:** Resource congestion**Action:** Alleviate congestion

SPF.066**Level:** U-INFO**Short Syntax:** SPF.066 SPF IP mismatch for unnum addr *interface_IP_address*, Interface not installed**Long Syntax:** SPF.066 SPF IP mismatch for unnumbered address *interface_IP_address*, Interface not installed**Description:** Printed on router startup when an unnumbered OSPF interface address is configured, yet this address has not also been configured in the IP console. OSPF interface is not installed.

SPF.067**Level:** U-INFO**Short Syntax:** SPF.067 DMD circuit support active for area *active_area***Long Syntax:** SPF.067 Demand circuit support active for area *active_area***Description:** Printed when there are no more DC bit clear LSA in any of the area's link state database's and it is valid to set the DoNotAge bit.

SPF.068**Level:** U-INFO**Short Syntax:** SPF.068 DMD circuit support not active for area *inactive_area***Long Syntax:** SPF.068 Demand circuit support not active for area *inactive_area***Description:** Printed when an LSA with the DC bit clear is added to one of the area's link state data bases and any LSA's with the DoNotAge bit set are purged.

SPF.069**Level:** P-TRACE**Short Syntax:** SPF.069 Unchanged adv: (*LS_type*, *advertisement_ID*) suppr for dmd int**Long Syntax:** SPF.069 Unchanged advertisement: typ *LS_type* id *advertisement_ID* suppressed for demand interfaces**Description:** Printed when an LSA is not flooded over one or more circuits configured as demand circuits because there is no change in the content of the LSA from a previous version.

SPF.070**Level:** P-TRACE**Short Syntax:** SPF.070 Hello's on int *interface_address* to neigh *neighbor_address*. suppressed**Long Syntax:** SPF.070 Hello's on interface *interface_address* to neighbor *neighbor_address*. are being suppressed.**Description:** Printed when hello suppression becomes active for some interface and neighbor.

SPF.071**Level:** P-TRACE**Short Syntax:** SPF.071 Cbit clear indicate received in area *area_address* from *router_id*.**Long Syntax:** SPF.071 Cbit clear indicate LSA received in area *area_address* from *router_id*.**Description:** Printed when a special type 4 indicate LSA is received in a non stub area to indicate the presence of routers outside the area that do not support DoNotAge processing.

SPF.072**Level:** P-TRACE**Short Syntax:** SPF.072 Cbit clear indicate originated in area *area_address***Long Syntax:** SPF.072 Cbit clear indicate LSA originated in area *area_address*.**Description:** Printed when the local router originates a special type 4 indicate LSA to indicate the presence of routers outside the area that do not support DoNotAge processing.

SPF.073**Level:** UE-ERROR**Short Syntax:** SPF.073 adv discarded, ovflo buf: (*LS_type*, *advertisement_ID*)**Long Syntax:** SPF.073 advertisement discarded, overflows buffer: LS type *LS_type* id *advertisement_ID***Description:** A link state advertisement was discarded because it would be too large to fit in a routers data area.**Cause:** A router links lsa has become excessively large due to a large number of direct connections to neighbor routers within a single area.**Action:** Reconfigure the network to reduce the size of the largest link state advertisement or increase the size of router data areas to hold the lsa. The data area used to build lsa's can be increased to the size of the local router's buffer by configuring the maximum lsa size. The size of the local router's buffer can be enlarged by increasing the size of the largest mtu for a locally attached subnetwork.

SPF.074**Level:** UE-ERROR**Short Syntax:** SPF.074 Demand circuit *Advertisement_scope* LSA purge error - Area *area_id* count is *area_do_not_age_count*.**Long Syntax:** SPF.074 Demand circuit *Advertisement_scope* LSA purge error - Area *area_id* count is *area_do_not_age_count*.**Description:** A mismatch in the number of advertisements purged due to a change of status from the area supporting demand circuits to not supporting demand circuits.

SPF.075

Level: UE-ERROR

Short Syntax: SPF.075 DD pkt MTU mismatch for *Neighbor_Address* - ifc MTU *Interface_MTU*, ifc MRU *Interface_MRU*, nbr MTU *Neighbor*

Long Syntax: SPF.075 Database Description packet MTU mismatch for *Neighbor_Address* - interface MTU/MRU *Interface_MTU/ Interface_MRU* versus neighbor MTU *Neighbor*.

Description: A received data description packet was discarded due to an MTU mismatch with the advertised MTU and the interface MTU.

Cause: The MTU specified in the OSPF Database Description packet is larger than the interface MTU.

Action: Reconfigure all OSPF routers in the IP subnet to have the same interface MTU.

SDLC Relay (SRLY)

This chapter describes SDLC Relay (SRLY) messages. For information on message content and how to use the message, refer to the Introduction.

SRLY.001

Level: UI-ERROR

Short Syntax: SRLY.001 invld cnfgtrn ip addr cnfgd on nt *networkID*

Long Syntax: SRLY.001 Invalid router configuration because an IP address has been configured on network *networkID*

Description: IP addresses are not allowed to be configured on the SDLC relay interfaces.

SRLY.002

Level: UI-ERROR

Short Syntax: SRLY.002 unsptd intf nt *networkID*

Long Syntax: SRLY.002 unsupported interface on network *networkID*

Description: An unsupported network interface had been configured on the SDLC relay group.

SRLY.003

Level: C-INFO

Short Syntax: SRLY.003 SDLC relay intf init strt nt *networkID*

Long Syntax: SRLY.003 SDLC relay initialization started on network *networkID*

Description: The SDLC relay forwarder began initialization on the relay interface.

SRLY.004

Level: C-INFO

Short Syntax: SRLY.004 SDLC relay intf init cmpl nt *networkID*

Long Syntax: SRLY.004 SDLC relay initialization completed on network *networkID*

Description: The SDLC Relay forwarder completed initialization on the relay interface.

SRLY.005

Level: UI-ERROR

Short Syntax: SRLY.005 disc scndry->prmry pkt addr *SRLY_addrH* net congestd on nt *networkID*

Long Syntax: SRLY.005 Discard SDLC frame with sdlc address *SRLY_addrH* heading to primary station due to network congestion on network *networkID*

Description: A SDLC frame had been discarded out a network interface due to congestion.

Cause: Bursty traffic may be causing outbound frame congestion or internal software inconsistencies exists.

SRLY.006**Level:** C-TRACE**Short Syntax:** SRLY.006 added prmry->scndry pkt addr *SRLY_addressH* on nt *networkID* to sdlc qu**Long Syntax:** SRLY.006 Added packet received on primary side with SDLC address *SRLY_addressH* on network *networkID* onto the sdlc queue.**Description:** This message is generated whenever the forwarder receives a SDLC relay frame from a primary port (port directly or indirectly attached to a primary station) destined for a secondary port (port directly or indirectly attached to a secondary station).

SRLY.007**Level:** C-TRACE**Short Syntax:** SRLY.007 added scndry->prmry pkt addr *SRLY_addressH* on nt *networkID* to sdlc qu**Long Syntax:** SRLY.007 Added packet received on secondary side with SDLC address *SRLY_addressH* on network *networkID* onto the sdlc queue.**Description:** This message is generated whenever the forwarder receives a SDLC relay frame from a secondary port (port directly or indirectly attached to a secondary station) destined for a primary port (port directly or indirectly attached to a primary station).

SRLY.008**Level:** CE-ERROR**Short Syntax:** SRLY.008 frm disc grp *group_num* not dfned nt *networkID***Long Syntax:** SRLY.008 A SDLC relay frame discarded due to group *group_num* defined in the frame received from the network *networkID* not being defined in the router.**Description:** A SDLC relay frame has been discarded due to the group number of the frame not being defined for that router.

SRLY.009**Level:** CE-ERROR**Short Syntax:** SRLY.009 frm disc grp *group_num* dsbld nt *networkID***Long Syntax:** SRLY.009 A SDLC relay frame discarded due to group *group_num* being disabled for frame coming in from the network *networkID*.**Description:** A SDLC relay frame has been discarded due to the group not being enabled.

SRLY.010**Level:** CE-ERROR**Short Syntax:** SRLY.010 frm with sdlc addr *SRLY_addrH* grp *group_num* disc src prmry port dsbld**Long Syntax:** SRLY.010 A SDLC relay frame with sdlc address *SRLY_addrH* discarded due to the source primary port of group *group_num* being disabled.**Description:** A SDLC relay frame has been discarded due to the source port(where the frame was coming from) being disabled.

SRLY.011**Level:** CI-ERROR**Short Syntax:** SRLY.011 disc rcvd frm from pmry but prt dclrd as sndry for grp *group_num***Long Syntax:** SRLY.011 A SDLC relay frame discarded due to the port being misconfigured in the group *group_num*.**Description:** A SDLC relay frame has been discarded due to the SDLC relay ports being inconsistently configured. The router on one side has the port configured as a primary, while the router on the other side has the same port configured as a secondary.

SRLY.012**Level:** CI-ERROR**Short Syntax:** SRLY.012 frm disc src prt sdhc addr *SRLY_addrH* not found in grp *group_num***Long Syntax:** SRLY.012 A SDLC relay frame discarded due to the src port with sdhc address *SRLY_addrH* specified in the frame not being found in group *group_num*.**Description:** A SDLC relay frame has been discarded due to the src port with the sdhc address specified in the frame not being found in the group specified. This is a result of user misconfiguration of the group.

SRLY.013**Level:** CI-ERROR**Short Syntax:** SRLY.013 frm with sdhc addr *SRLY_addrH* grp *group_num* disc dst pmry port dsbld**Long Syntax:** SRLY.013 A SDLC relay frame with sdhc address *SRLY_addrH* discarded due to the destination primary port of group *group_num* being disabled.**Description:** A SDLC relay frame has been discarded due to the destination port (where the frame was heading to) being disabled.

SRLY.014**Level:** CI-ERROR**Short Syntax:** SRLY.014 frm disc prt dst sdhc addr *SRLY_addrH* not fnd in grp *group_num***Long Syntax:** SRLY.014 A SDLC relay frame discarded due to the destination port sdhc address *SRLY_addrH* specified in the packet not being found in group *group_num*.**Description:** A SDLC relay frame has been discarded due to the destination port with the sdhc address specified in the frame not being found in the group specified. This is a result of user misconfiguration of the group. The specific port with sdhc address %d was not added to the group.

SRLY.015**Level:** CI-ERROR**Short Syntax:** SRLY.015 frm with dst sdhc addr *SRLY_addrH* disc rly dwn or rly dsbld nt *networkID***Long Syntax:** SRLY.015 SDLC frame with dst sdhc addr *SRLY_addrH* discarded due to relay down condition on network *networkID***Description:** A SDLC frame had been discarded due to the SDLC relay failing to forward out a network interface which had been in a down state. This message will be printed if the network is down or if IP is not currently enabled; if IP is not enabled, no SDLC relay can take place, so the frame is simply discarded.

SRLY.016**Level:** CI-ERROR**Short Syntax:** SRLY.016 dsc scndry->prmry frm sdhc addr *SRLY_addrH* rjd rsn = *reason* on nt *networkID***Long Syntax:** SRLY.016 discard net rejected sdhc frame address *SRLY_addrH* heading for primary station with reject reason = *reason* on network *networkID***Description:** A SDLC relay frame has rejected by the network interface and discarded.

SRLY.018**Level:** C-INFO**Short Syntax:** SRLY.018 frwrd SRLY frm scndry->prmry sdhc addr *SRLY_addrH* nt *networkID***Long Syntax:** SRLY.018 forwarded SDLC Relay frame from secondary station destined for primary station with frame sdhc address *SRLY_addrH* on network *networkID***Description:** A frame travelling in the direction of secondary->primary station has been forwarded out onto the interface noted.

SRLY.019**Level:** C-INFO**Short Syntax:** SRLY.019 frwrd SRLY frm prmry->scndry sdhc addr *SRLY_addrH* nt *networkID***Long Syntax:** SRLY.019 forwarded SDLC Relay frame from primary station destined for secondary station with frame sdhc address *SRLY_addrH* on network *networkID***Description:** A frame travelling in the direction of primary->secondary station has been forwarded out onto the interface noted.

SRLY.020**Level:** UI-ERROR**Short Syntax:** SRLY.020 dsc frm from nt *networkID* IP not enbled**Long Syntax:** SRLY.020 discard sdhc frame from network *networkID* because IP is not enabled on router**Description:** A SDLC relay frame has discarded because in order for SDLC relay to work, IP has to be enabled on the router. The user must add at least one IP address to at least one of its non-SDLC relay interfaces.

SRLY.021**Level:** CI-ERROR**Short Syntax:** SRLY.021 frm not frwrd dst ip addr *ip_address* mscnfgrd grp *group_num***Long Syntax:** SRLY.021 Frame not forwarded because the destination ip addresses *ip_address* for group *group_num* is one of the ip addresses configured on the source router.**Description:** This message is generated when the forwarder must discard a packet because the destination ip address configured for the group is one of the ip addresses configured on the source router.

SRLY.022**Level:** CI-ERROR**Short Syntax:** SRLY.022 disc frm grp *group_num* cnfg bad**Long Syntax:** SRLY.022 Frame discarded because group *group_num* configuration is bad.**Description:** This message is generated when the forwarder must discard a packet because the group configuration among the routers participating in SDLC relay are inconsistent with each other. Check to make sure the primary and secondary attributes of the ports in groups are consistent.

SRLY.023**Level:** C-INFO**Short Syntax:** SRLY.023 IP dest *ip_address* unrchble**Long Syntax:** SRLY.023 The IP destination *ip_address* is unreachable.**Description:** This message is generated when the encapsulated SDLC frame is lost due to the IP destination address specified in the frame being unreachable. The software will try to use the next IP address configured to resend the frame. If there are no more addresses, the software will drop the packet. The user should try to delete the IP address from the IP address list using the command DELETE IP-ADDRESS command.

SRLY.024**Level:** CI-ERROR**Short Syntax:** SRLY.024 disc prmry->scndry pkt addr *SRLY_addrH* net congestd on nt *networkID***Long Syntax:** SRLY.024 Discard SDLC frame with sdlc address *SRLY_addrH* heading to secondary station due to network congestion on network *networkID***Description:** A SDLC frame had been discarded out a network interface due to congestion.**Cause:** Bursty traffic maybe causing outbound frame congestion or internal software inconsistencies exists.

SRLY.025**Level:** CI-ERROR**Short Syntax:** SRLY.025 frm with sdlc addr *SRLY_addrH* grp *group_num* disc src scndry port dsbld**Long Syntax:** SRLY.025 A SDLC relay frame with sdlc address *SRLY_addrH* discarded due to the source secondary port of group *group_num* being disabled.**Description:** A SDLC relay frame has been discarded due to the source port(where the frame was coming from) being disabled.

SRLY.026**Level:** CI-ERROR**Short Syntax:** SRLY.026 frm with sdlc addr *SRLY_addrH* grp *group_num* disc dst scndry port dsbld**Long Syntax:** SRLY.026 A SDLC relay frame with sdlc address *SRLY_addrH* discarded due to the destination secondary port of group *group_num* being disabled.**Description:** A SDLC relay frame has been discarded due to the destination port (where the frame was heading to) being disabled.

SRLY.027

Level: CI-ERROR

Short Syntax: SRLY.027 dsc prmry->scndry frm sdlc addr *SRLY_addrH* rjd rsn = *reason* on nt *networkID*

Long Syntax: SRLY.027 discard net rejected sdlc frame address *SRLY_addrH* heading for secondary station with reject reason = *reason* on network *networkID*

Description: A SDLC relay frame has rejected by the network interface and discarded.

SRLY.028

Level: CI-ERROR

Short Syntax: SRLY.028 dsc frm grp *group_addr* no ip addr cnfgrd

Long Syntax: SRLY.028 discard frame no ip address configured for group *group_addr*

Description: A SDLC relay frame destined for a far router has been discarded because no IP address has been configured for the remote port.

Panic SRLYimem

Short Syntax: SRLY mem alloc failed

Description: The SRLY forwarder failed to allocate sufficient memory to complete initialization.

Action: Contact customer service.

Panic sdlcudperr

Short Syntax: SDLC Relay UDP port not avail

Description: Another application registered previously with SDLC Relay's UDP port.

Action: Contact customer service.

Panic srlyprint

Short Syntax: srly_print called, not SRLY

Description: The initialization routine for the SDLC Relay handler was called with a network which was not a SDLC Relay line.

Cause: Probably a software generation error.

Action: Contact Customer Service.

Source Routing Transparent (SRT) Bridge

This chapter describes Source Routing Transparent (SRT) Bridge messages. For information on message content and how to use the message, refer to the Introduction.

SRT.001

Level: UI-ERROR

Short Syntax: SRT.001 No buf to dup broadcast frame *source_mac*-> *dest_mac* to port *port*, nt *network*

Long Syntax: SRT.001 No buffer available to duplicate frame from *source_mac* to *dest_mac* on to port *port*, network *network*

Description: No buffer available to copy a frame in order to send a bridged frame on multiple interfaces. Bridged packets are sent on multiple interfaces either for multicast destination addresses, or in the case of certain static entries. No copy of this frame will be sent on the specified port and network.

Cause: Severe packet buffer shortage.

Action: Check memory statistics in GWCON to verify packet buffer level.

Cause: Traffic peak using all available buffers.

Action: This is the problem if this message occurs infrequently.

SRT.002

Level: UI-ERROR

Short Syntax: SRT.002 Err *error_code* setting promisc mode on nt *network*

Long Syntax: SRT.002 Error code *error_code* trying to set promiscuous mode on network *network*

Description: The Spanning Tree Protocol requested setting this network into Learning state, but the command to the device failed. The *error_code* is a device-specific error code that may indicate what the error is.

Cause: Hardware failure or software bug.

Action: Contact customer service.

SRT.003

Level: UI-ERROR

Short Syntax: SRT.003 Hw cache full on port *port* nt *network*

Long Syntax: SRT.003 Hardware cache full on port *port* network *network*

Description: A hardware cache used for internal filtering and learning detected a full condition while attempting to age entries.

Cause: Too many entries in hardware cache.

Action: Reduce resolution time period.

SRT.004**Level:** UI-ERROR**Short Syntax:** SRT.004 No buf for *command_name* cmd to net *network***Long Syntax:** SRT.004 No buffer available for *command_name* command to network *network***Description:** No buffer was available to send a command to the device. The possible command names are "D_CNFGSRB" (configure source-routing bridging), "SRT_ON" (promiscuous on), "SRT_INFORM" (learn capabilities of device), "SRT_SET_AGE" (set age for filtering database in device), "SRT_DECR_AGE" (do aging pass on filtering database in device), "SRT_ADD_ENTRY" (add static entry), "SRT_DEL_ENTRY" (delete entry, from console), "SRT_SEARCH_ENTRY" (search for particular entry, from console), and "SRT_LIST_ENTRY" (list contents of learning database in card). For commands "D_CNFGSRB" and "SRT_ON" the result will be that the interface may remain in the wrong state. A failure on "SRT_INFORM" could cause serious problems. For other commands the results will be less serious.**Cause:** Severe packet buffer shortage.**Action:** Check memory statistics in GWCON to verify packet buffer level.**Cause:** Traffic peak using all available buffers.**Action:** This is the problem if this message occurs infrequently.

SRT.005**Level:** UI-ERROR**Short Syntax:** SRT.005 *source_mac-> dest_mac* send fld, rsn *reason_code*, port *port* nt *network***Long Syntax:** SRT.005 Sending Frame from *source_mac* to *dest_mac* failed, reason *reason_code*, on port *port* network *network***Description:** The sending of a packet being forwarded failed. The reason is the internal error code for the failure.**Cause:** Miscellaneous handler error. (Reason code 1.)**Action:** Check for error messages from handler for *network_name*.**Cause:** Output queue overflow, or other flow control. (Reason code 2.)**Action:** Alleviate congestion.**Cause:** Network down. (Reason code 3.)**Action:** See why handler thinks network is down.**Cause:** Dropped by handler to avoid looping, or bad broadcast. (Reason code 4.)**Action:** Check configuration.**Cause:** Host down. (Reason code 5.)**Action:** See why handler thinks host is down.

SRT.006**Level:** CI-ERROR**Short Syntax:** SRT.006 Input q ovf *source_mac-> dest_mac*, dropped, nt *network***Long Syntax:** SRT.006 Input queue overflow on frame from *source_mac* to *dest_mac*, packet dropped from network *network***Description:** The input queue for frames to be forwarded is too long, and this frame has been dropped to attempt to alleviate the congestion.

Cause: Bursty traffic may be causing congestion.

Action: Wait for burst to subside.

Cause: Too much traffic for forwarder to forward.

Action: Reconfigure network. Increase speed of router.

Cause: Inadequate buffer resources.

Action: Examine memory statistics in GWCON.

SRT.007

Level: CI-ERROR

Short Syntax: SRT.007 BPDU q ovf frm *source_mac*, dropped, nt *network*

Long Syntax: SRT.007 Bridge Protocol Data Unit input queue overflow on frame from *source_mac*, dropped from network *network*

Description: The input queue for Spanning Tree Protocol Bridge Protocol Data Units is too long, and this frame has been dropped to attempt to alleviate the congestion.

Cause: Source node streaming BPDU frames.

Action: Correct behavior of source node.

Cause: Too much traffic for forwarder to forward.

Action: Reconfigure network. Increase speed of router.

Cause: Inadequate buffer resources.

Action: Examine memory statistics in GWCON.

SRT.008

Level: CE-ERROR

Short Syntax: SRT.008 *source_mac*-> *dest_mac* too big (*reformatted_length* > *output_maximum*) for port *port* nt *network*, dropped

Long Syntax: SRT.008 Frame from *source_mac* to *dest_mac* is too big (reformatted length *reformatted_length* bytes > output maximum size *output_maximum* bytes) for port *port* network *network*, dropped

Description: The specified frame is too large to send on this outgoing port and network. The *reformatted_length* is the size of the frame including MAC headers after any mapping of data link headers.

Cause: Host on network with large maximum frame size sending to host on network with smaller maximum frame size.

Action: Reconfigure sending host to not send such large frames. If frame is of a routable protocol supporting fragmentation (such as IP or ISO) or maximum frame size determination (DNA or XNS), convert to using routing instead of bridging.

Cause: Host on network with large maximum frame size sending to host via an intervening network with smaller maximum frame size.

Action: Reconfigure network to use networks with large maximum frame size (such as FDDI or 802.5) as the backbone networks. Reconfigure port costs in Spanning Tree Protocol to favor spanning trees via networks with large maximum frame sizes.

SRT.009**Level:** UE-ERROR**Short Syntax:** SRT.009 *source_mac-> dest_mac* drp, nt *network* down**Long Syntax:** SRT.009 Frame from *source_mac* to *dest_mac* dropped, input network *network* is down**Description:** A frame has been received for bridging on a network that is down. It will be ignored.**Cause:** A BDPU has been sent to the unicast address of the router on this interface.**Action:** Correct action of sending node.**Cause:** Internal state inconsistency.

SRT.010**Level:** P-TRACE**Short Syntax:** SRT.010 *source_mac-> dest_mac* drp, src add flt, port *port* nt *network***Long Syntax:** SRT.010 Frame from *source_mac* to *dest_mac* dropped, source address filtered, port *port* network *network***Description:** A MAC frame has been received by the hardware, but is being dropped because the source MAC address is being administratively filtered by the bridge. The frame will be dropped.**Cause:** Receipt of frame whose source MAC address matches the source filter.

SRT.011**Level:** U-TRACE**Short Syntax:** SRT.011 *source_mac-> dest_mac* dropped, input port *port* nt *network* not forwarding**Long Syntax:** SRT.011 Frame from *source_mac* to *dest_mac* dropped, input port *port* network *network* not in forwarding state**Description:** A MAC frame was received on a port that is still only in "learning" state. Frames are only bridged when the input port is in "forwarding" state. While the port is still in "learning" state, they are only processed to learn the source addresses for the filtering database. The frame will not be bridged.**Cause:** Normal part of transition to "forwarding" state.

SRT.012**Level:** U-INFO**Short Syntax:** SRT.012 *source_mac-> dest_mac* dropped, output port *port* nt *network* not forwarding**Long Syntax:** SRT.012 Frame from *source_mac* to *dest_mac* dropped, output port *port* network *network* not in forwarding state**Description:** A MAC frame was being bridged, but the destination port was not in "forwarding" state. It will not be sent on that port.**Cause:** Output port still in "learning" state.**Action:** None needed, port will transition to "forwarding".**Cause:** Static entry in filtering database points to port that is not in "forwarding" state.

SRT.013**Level:** P-TRACE**Short Syntax:** SRT.013 *source_mac-> dest_mac drp, dst same LAN, port port nt network***Long Syntax:** SRT.013 Frame from *source_mac* to *dest_mac* dropped, destination on same LAN, port *port* network *network***Description:** A MAC frame has been received whose destination address is known to be on the same side of the bridge as the packet came from. It is dropped by the filtering logic since it does not need to be bridged.**Cause:** Normal local traffic on network.

SRT.014**Level:** CI-ERROR**Short Syntax:** SRT.014 *source_mac-> dest_mac drp, dst port port not enabled, nt network***Long Syntax:** SRT.014 Frame from *source_mac* to *dest_mac* dropped, destination port *port* not enabled, network *network***Description:** A frame being bridged was destined for a port which is not running transparent bridging, or not in "forwarding" state for transparent bridging.**Cause:** Static entry in filtering database points to port that is not in "forwarding" state.

SRT.015**Level:** P-TRACE**Short Syntax:** SRT.015 *source_mac-> dest_mac brdg port port nt network to port port nt network***Long Syntax:** SRT.015 Frame from *source_mac* to *dest_mac* bridged from port number *port* network *network* to port number *port* network *network***Description:** A frame is being bridged between these two interfaces. The destination address was known, so it was sent only to the correct destination network.

SRT.016**Level:** P-TRACE**Short Syntax:** SRT.016 *source_mac-> dest_mac brdg-all port port nt network to port port nt network***Long Syntax:** SRT.016 Frame from *source_mac* to *dest_mac* bridged to all ports from port number *port* network *network* to port number *port* network *network***Description:** A frame is being transparently bridged to all active transparent bridging ports. This happens when the frame destination is a multicast, when the frame destination is not in the learning database, or when required by static entries in the learning database. There will be one message for each port the frame is sent on.

SRT.017**Level:** U-INFO**Short Syntax:** SRT.017 Enabling SRT on port *port* nt *network***Long Syntax:** SRT.017 Enabling SRT on port *port* network *network***Description:** The SRT forwarder is starting the process of enabling bridging on the specified interface. This starts when the interface comes up from a self-test.

SRT.018**Level:** C-INFO**Short Syntax:** SRT.018 SRT startup complete on port *port* nt *network***Long Syntax:** SRT.018 SRT startup complete on port *port* network *network***Description:** The SRT forwarder has completed the process of enabling bridging on the specified interface. It will now enter "blocking" state.

SRT.019**Level:** UI-ERROR**Short Syntax:** SRT.019 Unsupp ifc typ *type_name*, nt *network***Long Syntax:** SRT.019 Unsupported interface type *type_name*, network *network***Description:** The SRT forwarder had been enabled on a type of interface it does not support.**Cause:** Enabling SRT on an interface which does not support SRT, such as ProNET-10.

SRT.020**Level:** UI-ERROR**Short Syntax:** SRT.020 Can't autcfg brdg addr, lowest port *port* nt *network* no MAC addr**Long Syntax:** SRT.020 Cannot autoconfigure the bridge address, the lowest numbered port *port* network *network* has no MAC address**Description:** The user has configured the bridge to autoconfigure the bridge address based on the MAC address of the lowest number port. However, the lowest numbered port is of a type that does not have a MAC address, such as a serial line.**Action:** Assign address to bridge by using SRT config> command "SET BRIDGE".

SRT.022**Level:** UI-ERROR**Short Syntax:** SRT.022 Bridge config with no valid ports, disabling**Long Syntax:** SRT.022 Bridge configured with no valid ports on it, disabling the bridge**Description:** The bridge has been enabled, but there are no ports configured on that bridge or there was a mismatch between the interface and bridge port configuration records. The bridge will be left disabled.**Action:** Resolve configuration conflicts between bridge ports and devices.

SRT.023**Level:** UI-ERROR**Short Syntax:** SRT.023 Port *port* config on nonexist network number *network_number***Long Syntax:** SRT.023 Port *port* configured on nonexistent network number *network_number***Description:** The port has been configured to use a network that has not been configured with the Config> ADD DEVICE command. This port of the bridge will be disabled.**Cause:** Inconsistency between router device configuration and bridge configuration.**Action:** Correct the network number in the bridge configuration, or add the network in the device configuration.

SRT.024**Level:** UI-ERROR**Short Syntax:** SRT.024 *existent_port_count* ports is < 2, disabling**Long Syntax:** SRT.024 *existent_port_count* existent ports is less than 2, disabling bridge**Description:** Less than two (valid) ports have been configured on the bridge. There must be at least two ports.**Cause:** Less than two ports configured.**Action:** Add more ports, or don't try and use bridging.**Cause:** Too many ports on non-configured devices.**Action:** Resolve configuration conflicts between bridging ports and devices.

SRT.025**Level:** UI-ERROR**Short Syntax:** SRT.025 No mem for filt db (req *requested_size*, min *minimum_size*), disabl**Long Syntax:** SRT.025 No memory for filtering databse (desired size *requested_size* bytes, absolute minimum size *minimum_size* bytes), disabling bridge**Description:** There is not enough free memory to allocate even a minimal size filtering database. The bridge will be disabled. The bridge starts by trying to allocate *requestd_size* bytes, and then tries with progressively smaller sizes down to *minimum_size*. The minimum size is enough only for the registered and static entries.**Cause:** Severe shortage of memory.**Action:** Reduce routing table sizes in other protocols, use system with less protocols, expand memory in router.

SRT.026**Level:** C-INFO**Short Syntax:** SRT.026 *source_mac== dest_mac*, drop, port *port* nt *network***Long Syntax:** SRT.026 Frame from *source_mac* to *dest_mac*, source same as destination, dropping, from port *port* network *network***Description:** Frames to and from the same address are not bridged by this bridge.

SRT.027**Level:** P-TRACE**Short Syntax:** SRT.027 Chg state *old_state* to *new_state*, port *port* nt *network***Long Syntax:** SRT.027 Changing port state from *old_state* to *new_state* for port *port*, network *network***Description:** The Spanning Tree Protocol has requested this state change for this port in the SRT bridge. The *old_state* and *new_state* are one of: FORWARDING (Spanning Tree Protocol Forwarding state), LEARNING (Spanning Tree Protocol Learning state), LISTENING (Spanning Tree Protocol Listening state), BLOCKED (Spanning Tree Protocol Blocking state), CONFIGURING (configuration of port device pending), POSTCONFIGURING (configuration of port device done), PRECONFIGURING (port enabled, configuration of port device to start), and DISABLED (port disabled).

SRT.028**Level:** UI_ERROR**Short Syntax:** SRT.028 No room for PERM *mac_address* in filt database, disabling**Long Syntax:** SRT.028 No room for permanent address *mac_address* in filtering database, disabling bridge**Description:** There is no room for the permanent entry in the filtering database. The bridge will be disabled.**Cause:** Filtering database size too small.**Action:** Make filtering database larger.**Cause:** Too many permanent entries.**Action:** Configure less permanent entries.

SRT.029**Level:** UI_ERROR**Short Syntax:** SRT.029 No mem for PERM *mac_address*, disabling**Long Syntax:** SRT.029 No memory for permanent address *mac_address*, disabling bridge**Description:** There is no room for the permanent entry in an auxiliary database. The bridge will be disabled.**Cause:** Too little free memory.**Action:** Make routing databases smaller.**Action:** Increase memory size.**Cause:** Too many permanent entries.**Action:** Configure less permanent entries.

SRT.030**Level:** UI-ERROR**Short Syntax:** SRT.030 *command* Cmd fld to net *network***Long Syntax:** SRT.030 *command* command failed to network *network***Description:** A command to a network device failed. The possible command names are "SRT_ON" (promiscuous on), "SRT_OFF" (promiscuous off), "SRT_INFORM" (learn capabilities of device), "SRT_ADD_ENTRY" (add static entry in device), "SRT_SET_AGE" (set age for filtering database in device), and "SRT_DECR_AGE" (do aging pass on filtering database in device). For commands "SRT_ON" and "SRT_OFF" the result will be that the interface may remain in the wrong state. A failure on "SRT_INFORM" could cause serious problems. For other commands the results will be less serious.**Cause:** Hardware failure or software bug.**Action:** Contact customer service.

SRT.031**Level:** UI-ERROR**Short Syntax:** SRT.031 No buf to dup *routing_type* frame *source_mac*-> *dest_mac* to port *port*, nt *network***Long Syntax:** SRT.031 No buffer available to duplicate *routing_type* frame from *source_mac* to *dest_mac* on to port *port*, network *network***Description:** No buffer available to copy a frame in order to send an All Routes Explorer (ARE) or Spanning Tree Explorer (STE) *routing_type* frame on multiple interfaces. ARE

frames are sent on all interfaces which are part of the SRT spanning tree, STE frames are sent on all interfaces running source-routing. No copy of this frame will be sent on the specified port and network.

Cause: Severe packet buffer shortage.

Action: Check memory statistics in GWCON to verify packet buffer level.

Cause: Traffic peak using all available buffers.

Action: This is the problem if this message occurs infrequently.

SRT.032

Level: UI-ERROR

Short Syntax: SRT.032 SR *source_mac*-> *dest_mac* send fld, rsn *reason_code*, port *port* nt *network*

Long Syntax: SRT.032 Sending source routed frame from *source_mac* to *dest_mac* failed, reason *reason_code*, on port *port* network *network*

Description: The sending of a source routed frame being forwarded failed. The *reason_code* is the internal error code for the failure.

Cause: Miscellaneous handler error. (Reason code 1.)

Action: Check for error messages from handler for *network_name*.

Cause: Output queue overflow, or other flow control. (Reason code 2.)

Action: Alleviate congestion.

Cause: Network down. (Reason code 3.)

Action: See why handler thinks network is down.

Cause: Dropped by handler to avoid looping, or bad broadcast. (Reason code 4.)

Action: Check configuration.

Cause: Host down. (Reason code 5.)

Action: See why handler thinks host is down.

SRT.033

Level: C-TRACE

Short Syntax: SRT.033 *routing_type* dup RD drop *source_mac*-> *dest_mac* from port *port*, nt *network*

Long Syntax: SRT.033 *routing_type* with duplicate Route Descriptor from *source_mac* to *dest_mac* from port *port*, network *network*

Description: A source-routed frame having a All Routes Descriptor (ARE) or Spanning Tree Explorer (STE) *routing_type* in the RIF has a duplicate Routing Descriptor in the RIF. The frame will be dropped. This is a normal occurrence for ARE frames when there are any duplicate paths in the source routing domain. For STE frames, this indicates that there is an interface that is part of the source-routing spanning tree that should not be.

Cause: Receiving an ARE/STE from a segment it has already been on.

Action: None needed for ARE, this is normal. For STE, one may want to correct it's "spanning tree," but this is not essential.

SRT.034**Level:** UE-ERROR**Short Syntax:** SRT.034 SRF dup LOUT (RIF *RIF*) drop *source_mac-> dest_mac* from port *port*, nt *network***Long Syntax:** SRT.034 SRF with duplicate LOUT (RIF *RIF*) from *source_mac* to *dest_mac* from port *port*, network *network***Description:** A source-routed frame of Specifically-routed frame (SRF) type has a duplicate LOUT (outgoing LAN ID). This is illegal, and the frame will be dropped.**Cause:** Station sending frame with invalid RIF that would go through the same bridge more than once, thus looping forever.**Action:** Find out why station is using this RIF. Either it is using a hand-configured one that is wrong, or there is a bug in the discovery algorithm.

SRT.035**Level:** UE-ERROR**Short Syntax:** SRT.035 ARE max RD (RIF *RIF*) drop *source_mac-> dest_mac* from port *port*, nt *network***Long Syntax:** SRT.035 All Routes Explorer exceeds maximum Route Descriptors (RIF *RIF*) from *source_mac* to *dest_mac* from port *port*, network *network***Description:** An All Routes Explorer (ARE) source-routed frame has more Route Descriptors than this bridge is configured to allow for ARE frames. The frame will be dropped.**Cause:** Upstream bridge has an ARE RD limit inconsistent with this bridge.**Action:** Reconfigure all bridges in source-routing domain to have consistent ARE RD limit.**Cause:** Network has too many hops for configured ARE RD limit.**Action:** Reconfigure all bridges in source-routing domain to have ARE RD limit consistent with the diameter of the domain.

SRT.036**Level:** UE-ERROR**Short Syntax:** SRT.036 STE max RD (RIF *RIF*) drop *source_mac-> dest_mac* from port *port*, nt *network***Long Syntax:** SRT.036 Spanning Tree Explorer exceeds maximum Route Descriptors (RIF *RIF*) from *source_mac* to *dest_mac* from port *port*, network *network***Description:** A Spanning Tree Explorer (STE) source-routed frame has more Route Descriptors than this bridge is configured to allow for STE frames. The frame will be dropped.**Cause:** Upstream bridge has an STE RD limit inconsistent with this bridge.**Action:** Reconfigure all bridges in source-routing domain to have consistent STE RD limit.**Cause:** Network has too many hops for configured STE RD limit.**Action:** Reconfigure all bridges in source-routing domain to have STE RD limit consistent with the diameter of the domain.

SRT.037**Level:** CE-ERROR**Short Syntax:** SRT.037 SRF unk LOUT (RIF *RIF*) drop *source_mac*-> *dest_mac* from port *port*, nt *network***Long Syntax:** SRT.037 SRF with unknown LOUT (RIF *RIF*) from *source_mac* to *dest_mac* from port *port*, network *network***Description:** A source-routed frame of Specifically-routed frame (SRF) type has an outgoing LOUT (LAN ID Out) that does not match that of any active source-routing interface in the router. It will be dropped.**Cause:** End station using RIF that was discovered before an interface went down in the router.**Action:** None should be needed, the session on the station will fail, and it will re-initiate route discovery.**Cause:** More than one bridge on the incoming segment with the same bridge number, and this LOUT matches in it.**Action:** Reconfigure for legal configuration. All Bridge Numbers must be unique on a given segment.**Cause:** End station using completely invalid RIF.**Action:** Find out why station is using this RIF.

SRT.038**Level:** P-TRACE**Short Syntax:** SRT.038 ARE rcv (RIF *RIF*) *source_mac*-> *dest_mac* from port *port*, nt *network***Long Syntax:** SRT.038 All Routes Explorer received (RIF *RIF*) from *source_mac* to *dest_mac* from port *port*, network *network***Description:** An All Routes Explorer frame has been received on the specified port.

SRT.039**Level:** P-TRACE**Short Syntax:** SRT.039 ARE sent (RIF *RIF*) *source_mac*-> *dest_mac* to port *port*, nt *network***Long Syntax:** SRT.039 All Routes Explorer sent (RIF *RIF*) from *source_mac* to *dest_mac* to port *port*, network *network***Description:** An All Routes Explorer frame has been sent on the specified port.

SRT.040**Level:** P-TRACE**Short Syntax:** SRT.040 STE rcv (RIF *RIF*) *source_mac*-> *dest_mac* from port *port*, nt *network***Long Syntax:** SRT.040 Spanning Tree Explorer received (RIF *RIF*) from *source_mac* to *dest_mac* from port *port*, network *network***Description:** A Spanning Tree Explorer frame has been received on the specified port.

SRT.041**Level:** P-TRACE**Short Syntax:** SRT.041 STE sent (RIF *RIF*) *source_mac*-> *dest_mac* to port *port*, nt *network***Long Syntax:** SRT.041 Spanning Tree Explorer sent (RIF *RIF*) from *source_mac* to *dest_mac* to port *port*, network *network***Description:** A Spanning Tree Explorer frame has been sent on the specified port.

SRT.042**Level:** U-INFO**Short Syntax:** SRT.042 *routing_type* LF lowered (*old_LF* to *new_LF*) *source_mac*-> *dest_mac* from port *port*, nt *network***Long Syntax:** SRT.042 *routing_type* Largest Frame size lowered (from *old_LF* bytes to *new_LF* bytes) from *source_mac* to *dest_mac* from port *port*, network *network***Description:** A source-routing explorer (ARE or STE in *routing_type*) has had the Largest Frame (LF) field lowered in its RIF. This happens whenever a frame is received from a segment with a smaller maximum frame size than the one presently encoded in the LF bits. This is a normal part of the spanning tree protocol to determine the maximum frame size on all routes.**Cause:** It is somewhat abnormal to see this happen on received frames, and indicates that the endnodes or other bridges on this segment have different frame sizes configured. However, it is a perfectly legal configuration.**Action:** Make frame size configurations consistent on a given segment.

SRT.043**Level:** C-INFO**Short Syntax:** SRT.043 *routing_type* LF lowered (*old_LF* to *new_LF*) *source_mac*-> *dest_mac* to port *port*, nt *network***Long Syntax:** SRT.043 *routing_type* Largest Frame size lowered (from *old_LF* bytes to *new_LF* bytes) from *source_mac* to *dest_mac* to port *port*, network *network***Description:** A source-routing explorer (ARE or STE in *routing_type*) has had the Largest Frame (LF) field lowered in its RIF. This happens whenever a frame is sent to a segment with a smaller maximum frame size than the one presently encoded in the LF bits. This is a normal part of the spanning tree protocol to determine the maximum frame size on all routes.

SRT.044**Level:** P-TRACE**Short Syntax:** SRT.044 SRF rcv (RIF *RIF*) *source_mac*-> *dest_mac* from port *port*, nt *network***Long Syntax:** SRT.044 Specifically-routed frame received (RIF *RIF*) from *source_mac* to *dest_mac* from port *port*, network *network***Description:** A Specifically-routed frame has been received on the specified port.

SRT.045**Level:** P-TRACE**Short Syntax:** SRT.045 Send SRF (RIF *RIF*) *source_mac*-> *dest_mac* to port *port*, nt *network***Long Syntax:** SRT.045 Sending Specifically-routed frame (RIF *RIF*) from *source_mac* to *dest_mac* to port *port*, network *network***Description:** A Specifically-routed frame is being sent on the specified port.

SRT.046**Level:** UI-ERROR**Short Syntax:** SRT.046 *routing_type* rcv *source_mac*-> *dest_mac* from disabl port *port*, nt *network*, disc**Long Syntax:** SRT.046 *routing_type* frame received from *source_mac* to *dest_mac* on disabled port *port*, network *network*, discarded**Description:** A source-routed frame has been received on the specified port, but that port is not configured for bridging. The *routing_type* is one of SRF (Specifically-routed frame), STE (Spanning Tree Explorer), or ARE (All Routes Explorer). This really should not happen on more than a transient basis, because ports that are not enabled for bridging should not be queueing packets to the source-routing forwarder.

SRT.047**Level:** UI-ERROR**Short Syntax:** SRT.047 *routing_type* rcv *source_mac*-> *dest_mac* from non-SR port *port*, nt *network*, disc**Long Syntax:** SRT.047 *routing_type* frame received from *source_mac* to *dest_mac* on non-source-routing port *port*, network *network*, discarded**Description:** A source-routed frame has been received on the specified port, but that port is not configured for source-routing bridging. The *routing_type* is one of SRF (Specifically-routed frame), STE (Spanning Tree Explorer), or ARE (All Routes Explorer). This really should not happen on more than a transient basis, because ports that are not enabled for bridging should not be queueing packets to the source-routing forwarder.

SRT.048**Level:** P-TRACE**Short Syntax:** SRT.048 STE dropped (RIF *RIF*) *source_mac*-> *dest_mac* from blk port *port*, nt *network***Long Syntax:** SRT.048 Spanning Tree Explorer dropped (RIF *RIF*) from *source_mac* to *dest_mac* from blocked port *port*, network *network***Description:** A Spanning Tree Explorer (STE) frame was dropped, and not forwarded, because the incoming port is not part of the spanning tree, or has been configured not to forward STE frames.**Cause:** Normal for STE frames, this is the difference between them and ARE frames.

SRT.049**Level:** P-TRACE**Short Syntax:** SRT.049 STE not sent (RIF *RIF*) *source_mac*-> *dest_mac* to blk port *port*, nt *network***Long Syntax:** SRT.049 Spanning Tree Explorer not sent (RIF *RIF*) from *source_mac* to *dest_mac* to blocked port *port*, network *network***Description:** A Spanning Tree Explorer (STE) frame was not sent on the specified port because it is not part of the spanning tree, or has been configured not to forward STE frames.**Cause:** Normal for STE frames, this is the difference between them and ARE frames.

SRT.050**Level:** UI-ERROR**Short Syntax:** SRT.050 err *error_string* ena SR on nt *network***Long Syntax:** SRT.050 Got *error_string* error trying to enable source-routing on network *network***Description:** The bridge tried to enable source-routing bridging on this interface, but the interface refused the configuration command. Source-routing will be left disabled on this interface.**Cause:** Either bad commands were passed to the interface, or there is a bug in the interface firmware.**Action:** Contact customer service.

SRT.051**Level:** UE-ERROR**Short Syntax:** SRT.051 SRF *source_mac*-> *dest_mac* too big (*reformatted_length* > *output_maximum*) for port *port* nt *network*, dropped**Long Syntax:** SRT.051 Specifically-routed frame from *source_mac* to *dest_mac* is too big (reformatted length *reformatted_length* > output maximum size *output_maximum*) for port *port* network *network*, dropped**Description:** The specified Specifically-routed (source-routed) frame is too large to send on this outgoing port and network. The *reformatted_length* is the size of the frame including MAC headers after any mapping of data link headers.**Cause:** Host not honoring LF bit values from its returned explorer frames.**Action:** Fix host.

SRT.052**Level:** UE-ERROR**Short Syntax:** SRT.052 *routing_type* *source_mac*-> *dest_mac* too big (*reformatted_length* > *output_maximum*) for port *port* nt *network*, dropped**Long Syntax:** SRT.052 *routing_type* frame from *source_mac* to *dest_mac* is too big (reformatted length *reformatted_length* > output maximum size *output_maximum*) for port *port* network *network*, dropped**Description:** The source-routed explorer (ARE or STE *routing_type*) frame is too large to send on this outgoing port and network. The *reformatted_length* is the size of the frame including MAC headers after any mapping of data link headers.

Cause: The sending host is putting too much data in its explorer frames. These should normally be short, since it should not be making any assumptions about the maximum frame size available.

Action: Correct behavior of sending host.

SRT.053

Level: UI-ERROR

Short Syntax: SRT.053 *routing_type* inv RIF len *RIF_length*, *source_mac*-> *dest_mac* port *port*, nt *network*, disc

Long Syntax: SRT.053 *routing_type* with invalid RIF lenth *RIF_length* from *source_mac* to *dest_mac* from port *port*, network *network*, discarded

Description: A source-routing frame was received with an invalid RIF length encoded in the Length bits of the RIF. The *routing_type* is one of SRF (Specifically-routed frame), STE (Spanning Tree Explorer), or ARE (All Routes Explorer).

Cause: Received frame with RIF length less than 2 or not a multiple of 2 in length.

Action: Correct software in sending node.

SRT.054

Level: UI-ERROR

Short Syntax: SRT.054 No mem for hash tab (req *requested_size*), disabl

Long Syntax: SRT.054 No memory for hash table (desired size *requested_size* bytes), disabling bridge

Description: There is not enough free memory to allocate the hash table for the filtering database. The bridge will be disabled.

Cause: Severe shortage of memory.

Action: Reduce routing table sizes in other protocols, use system with less protocols, expand memory in router.

SRT.055

Level: UI-ERROR

Short Syntax: SRT.055 No mem for conv hash tab (req *requested_size*), disabl

Long Syntax: SRT.055 No memory for conversion hash table (desired size *requested_size* bytes), disabling bridge

Description: There is not enough free memory to allocate the hash table for the conversion database. The bridge will be disabled.

Cause: Severe shortage of memory.

Action: Reduce routing table sizes in other protocols, use system with less protocols, expand memory in router.

SRT.056

Level: CI-ERROR

Short Syntax: SRT.056 Input SR q ovf *source_mac*-> *dest_mac*, dropped, nt *network*

Long Syntax: SRT.056 Input source-routing queue overflow on frame from *source_mac* to *dest_mac*, packet dropped from network *network*

Description: The input queue for source-routed frames to be forwarded is too long, and this frame has been dropped to attempt to alleviate the congestion.

Cause: Bursty traffic may be causing congestion.

Action: Wait for burst to subside.

Cause: Too much traffic for forwarder to forward.

Action: Reconfigure network. Increase speed of router.

Cause: Inadequate buffer resources.

Action: Examine memory statistics in GWCON.

SRT.057

Level: P-TRACE

Short Syntax: SRT.057 *source_mac-> dest_mac* brdg port *port* nt *network* to port *port* nt *network*

Long Syntax: SRT.057 Frame from *source_mac* to *dest_mac* bridged from port number *port* network *network* to port number *port* network *network*

Description: A frame is being bridged between these two interfaces. The destination address was known, so it was sent only to the correct destination network.

SRT.058

Level: CE-ERROR

Short Syntax: SRT.058 TB->SR *source_mac-> dest_mac* too big (*reformatted_length* > *output_maximum*) for port *port* nt *network*, drop

Long Syntax: SRT.058 Transparent frame converted to source-routed frame from *source_mac* to *dest_mac* is too big (reformatted length *reformatted_length* bytes > output maximum size *output_maximum* bytes) for port *port* network *network*, dropped

Description: The specified transparent bridge frame is too large to send as a source-routed frame on this outgoing port and network. The *reformatted_length* is the size of the frame including MAC headers and RIF after any mapping of data link headers.

Cause: Host on network with large maximum frame size sending to host on network with smaller maximum frame size.

Action: Reconfigure sending host to not send such large frames. If frame is of a routable protocol supporting fragmentation (such as IP or ISO) or maximum frame size determination (DNA or XNS), convert to using routing instead of bridging.

Cause: Host on network with large maximum frame size sending to host via an intervening network with smaller maximum frame size.

Action: Reconfigure network to use networks with large maximum frame size (such as FDDI or 802.5) as the backbone networks. Reconfigure port costs in Spanning Tree Protocol to favor spanning trees via networks with large maximum frame sizes.

SRT.059

Level: P-TRACE

Short Syntax: SRT.059 TB->SR *source_mac-> dest_mac* (RIF *RIF*) brdg port *port* nt *network* to port *port* nt *network*

Long Syntax: SRT.059 Transparent frame converted to source-routed frame from *source_mac* to *dest_mac* (RIF *RIF*) bridged from port number *port* network *network* to port number *port* network *network*

Description: A frame is being conversion bridged between these two interfaces. The destination address and RIF were known, so it was sent only to the correct destination network.

SRT.060**Level:** P-TRACE**Short Syntax:** SRT.060 TB->SR *source_mac-> dest_mac* (RIF RIF) brdg-all port *port* nt *network* to port *port* nt *network***Long Syntax:** SRT.060 Transparent frame converted to source-routed frame from *source_mac* to *dest_mac* (RIF RIF) bridged to all ports from port number *port* network *network* to port number *port* network *network***Description:** A frame is being conversion bridged to all active source-routing ports. This happens when the frame destination is a multicast or when the frame destination is not in the source-routing learning database. There will be one message for each port the frame is sent on.

SRT.061**Level:** UE-ERROR**Short Syntax:** SRT.061 SRF rcv *source_mac-> dest_mac* (RIF RIF) to disabl port *port*, nt *network*, disc**Long Syntax:** SRT.061 Specifically routed frame frame received from *source_mac* to *dest_mac* (RIF RIF) to disabled port *port*, network *network*, discarded**Description:** A Specifically Routed frame has been received whose RIF would send it on the specified port, but that port is not configured for bridging.**Cause:** End station using invalid RIF. This can happen when the end station acquires a RIF, and caches it, but in the interim the bridge has been reconfigured and restarted.

SRT.062**Level:** CE-ERROR**Short Syntax:** SRT.062 Warning:SR->TB *source_mac-> dest_mac* too big (*reformatted_length* > *output_maximum*) from port *port* nt *network***Long Syntax:** SRT.062 Source-routed frame converted to transparent frame from *source_mac* to *dest_mac* is too big (*reformatted_length* bytes > output maximum size *output_maximum* bytes) from port *port* network *network*, may get dropped.**Description:** The specified source-routed frame is larger than that is allowed by LF-BIT configuration for the transparent bridge domain. After mapping to the MAC headers of the outgoing port, the packet may get dropped if it exceeds the MSDU limit of the port.**Cause:** Source-routing host not honoring maximum frame size that was determined in source-routing threading process.**Action:** Correct behavior of host.**Cause:** Host on network with large maximum frame size sending to host on network with smaller maximum frame size.**Action:** Reconfigure sending host to not send such large frames. If frame is of a routable protocol supporting fragmentation (such as IP or ISO) or maximum frame size determination (DNA or XNS), convert to using routing instead of bridging.**Cause:** Host on network with large maximum frame size sending to host via an intervening network with smaller maximum frame size.**Action:** Reconfigure network to use networks with large maximum frame size (such as FDDI or 802.5) as the backbone networks. Reconfigure port costs in Spanning Tree Protocol to favor spanning trees via networks with large maximum frame sizes.

SRT.063**Level:** UI-ERROR**Short Syntax:** SRT.063 No buf to dup *routing_type* frame *source_mac*-> *dest_mac* for SR->TB from port *port* nt *network***Long Syntax:** SRT.063 No buffer available to duplicate *routing_type* frame from *source_mac* to *dest_mac* for source-routing to transparent bridging conversion from port *port* network *network***Description:** No buffer available to copy a frame in order to send Routes Explorer (ARE) or Spanning Tree Explorer (STE) *routing_type* frame out as a transparent bridged frame in the transparent bridging domain. No copy of this frame will be sent into the transparent bridge domain.**Cause:** Severe packet buffer shortage.**Action:** Check memory statistics in GWCON to verify packet buffer level.**Cause:** Traffic peak using all available buffers.**Action:** This is the problem if this message occurs infrequently.

SRT.064**Level:** UI-ERROR**Short Syntax:** SRT.064 No mem for conv db (req *requested_size*), disabl**Long Syntax:** SRT.064 No memory for conversion database (desired size *requested_size* bytes), disabling bridge**Description:** There is not enough free memory to allocate even a minimal size conversion database. The bridge will be disabled.**Cause:** Severe shortage of memory.**Action:** Reduce routing table sizes in other protocols, use system with less protocols, expand memory in router.

SRT.065**Level:** UI-ERROR**Short Syntax:** SRT.065 Can't add stat ent *MAC_address* on nt *network***Long Syntax:** SRT.065 Can not add static entry for address *MAC_address* on network *network***Description:** An attempt to add a particular static entry to the internal database of a bridging interface having internal filtering failed.**Cause:** Hardware failure or software bug.**Action:** Contact customer service.

SRT.066**Level:** UI-ERROR**Short Syntax:** SRT.066 Can't ena TB on nt *network***Long Syntax:** SRT.066 Can not enable transparent bridging on network *network***Description:** The bridge has been configured to enable transparent bridging on an IEEE 802.5 Token-Ring network that does not have the hardware to support transparent bridging. Transparent bridging will not be enabled on this interface.**Cause:** Misconfiguration.**Action:** Correct configuration.

SRT.067**Level:** UI-ERROR**Short Syntax:** SRT.067 SRF *source_mac*-> *dest_mac* (RIF *RIF*) fwd to disabl port *port*, nt *network*, disc**Long Syntax:** SRT.067 Specifically routed frame frame from *source_mac* to *dest_mac* (RIF *RIF*) forwarded to disabled port *port*, network *network*, discarded**Description:** A Specifically Routed frame has been sent on a port, but that port is not configured for bridging. This should never happen, since prior checks should prevent calling this code if the port is not configured for bridging.

SRT.068**Level:** UI-ERROR**Short Syntax:** SRT.068 Eth type table full for *ethernet_type***Long Syntax:** SRT.068 Ethernet type table full for Ethernet type *ethernet_type***Description:** There is no space in the Ethernet type registration table for the specified *ethernet_type*. This happens when there are too many hash collisions, and there are not enough overflow buckets.**Cause:** Too many added Ethernet type filters.**Action:** Do not use as many Ethernet type filters.

SRT.069**Level:** UI-ERROR**Short Syntax:** SRT.069 SNAP type table full for PID *protocol***Long Syntax:** SRT.069 Subnetwork Access Protocol table full for Protocol Identifier type *protocol***Description:** There is no space in the SNAP PID registration table for the specified protocol. This happens when there are too many hash collisions, and there are not enough overflow buckets.**Cause:** Too many added SNAP PID filters.**Action:** Do not use as many SNAP PID filters.

SRT.070**Level:** P-TRACE**Short Syntax:** SRT.070 *source_mac*-> *dest_mac* drp, dst add flt, port *port* nt *network***Long Syntax:** SRT.070 Frame from *source_mac* to *dest_mac* dropped, destination address filtered, port *port* network *network***Description:** A MAC frame has been received by the hardware, but is being dropped because the destination MAC address is being administratively filtered by the bridge. The frame will be dropped.**Cause:** Receipt of frame whose destination MAC address matches the exclusive filter.

SRT.071

Level: UI-ERROR

Short Syntax: SRT.071 SR not supp on port *port*, net *network*

Long Syntax: SRT.071 Source Routing not supported on port *port*, net *network*

Description: Source Routing is configured on the port which is attached to an underlying network which inherently does not support source routing type of functionality. Such networks are Ethernet and FDDI. Bridge disables source routing on the port.

Cause: User misconfiguration.

SRT.072

Level: UI-ERROR

Short Syntax: SRT.072 Conversion enabled, but not licensed, disabling

Long Syntax: SRT.072 Conversion bridging (Adaptive or SR-TB) enabled, but not licensed, disabling

Description: Conversion bridging has been enabled, but that feature was not purchased as part of this software load. The conversion bridging feature will not be enabled.

Cause: Enabling feature that was not purchased.

Action: Buy software with feature.

SRT.073

Level: UI-ERROR

Short Syntax: SRT.073 SRB enabled, but not licensed, disabling

Long Syntax: SRT.073 Source-routing bridging enabled, but not licensed, disabling

Description: Source-routing bridging has been enabled, but that feature was not purchased as part of this software load. The source-routing bridging feature will not be enabled.

Cause: Enabling feature that was not purchased.

Action: Buy software with feature.

SRT.074

Level: UI-ERROR

Short Syntax: SRT.074 SRB enabled on int *network*, but not licensed, disabling

Long Syntax: SRT.074 Source-routing bridging enabled on int *network*, but not licensed, disabling

Description: Source-routing bridging has been enabled, but that feature was not purchased as part of this software load. The source-routing bridging feature will not be enabled.

Cause: Enabling feature that was not purchased.

Action: Buy software with feature.

SRT.075**Level:** UI-ERROR**Short Syntax:** SRT.075 STB enabled on int *network*, but not licensed, disabling**Long Syntax:** SRT.075 Spanning tree (transparent) bridging enabled on int *network*, but not licensed, disabling**Description:** Spanning tree (transparent) bridging has been enabled, but that feature was not purchased as part of this software load. The spanning tree (transparent) bridging feature will not be enabled.**Cause:** Enabling feature that was not purchased.**Action:** Buy software with feature.

SRT.076**Level:** UI-ERROR**Short Syntax:** SRT.076 no mem to alloc NB flt**Long Syntax:** SRT.076 No memory to allocate a NETBIOS Filter**Description:** At least one configured NETBIOS Filter will not be enabled, because there is not enough memory.**Cause:** Insufficient free memory.**Action:** Increase memory size.

SRT.077**Level:** U-INFO**Short Syntax:** SRT.077 *input_output* NB flt lst, port *port_number*, dlted**Long Syntax:** SRT.077 *input_output* NETBIOS filter list, for port *port_number*, deleted by user. Filter will not be enabled**Description:** The user deleted a filter list, which was part of an already configured filter. The filter will not be enabled.**Cause:** User configuration error.**Action:** Reconfigure the filter list that was deleted.

SRT.078**Level:** U-INFO**Short Syntax:** SRT.078 *input_output* NB flt configd for port *port_number*, port does not exist**Long Syntax:** SRT.078 *input_output* NETBIOS filter for port *port_number* is configured, but that port number is not configured**Description:** The user configured a NETBIOS filter for a particular port, but that port number is not configured.**Cause:** User configuration error.**Action:** Either reconfigure the NETBIOS filter for the correct port number, or add to the SRT configuration the port number that was configured in the NETBIOS filter.

SRT.079

Level: C-TRACE

Short Syntax: SRT.079 NB outp pkt fltd *source_mac-> dest_mac*, prt *port*, nt *network*

Long Syntax: SRT.079 NETBIOS Output Packet Filtered - *source_mac-> dest_mac* , port *port*, network *network*

Description: A NETBIOS packet has matched the criteria specified in a NETBIOS Filter configuration record. The packet is dropped.

SRT.080

Level: UI-ERROR

Short Syntax: SRT.080 no mem to alloc NB cnsl info

Long Syntax: SRT.080 No memory to allocate information for NETBIOS Filter console display

Description: The part of the router that handles NETBIOS console display cannot allocate enough memory to do the complete display. Some part of the NETBIOS console display will not be shown from the T 5 process.

Cause: Insufficient free memory.

Action: Increase memory size.

SRT.081

Level: P-TRACE

Short Syntax: SRT.081 NB STE converted to SRF (RIF *RIF*) *source_mac-> dest_mac* from port *port*

Long Syntax: SRT.081 NETBIOS STE converted to SRF (RIF *RIF*) *source_mac-> dest_mac* from port *port*

Description: A NETBIOS STE converted to SRF by NETBIOS Name Caching

SRT.082

Level: P-TRACE

Short Syntax: SRT.082 NB STE not converted, RIF too long

Long Syntax: SRT.082 NETBIO STE not converted, RIF too long

Description: NETBIO STE not converted, RIF too long

SRT.083

Level: P-TRACE

Short Syntax: SRT.083 NB find-name STE filtered (RIF *RIF*) *source_mac-> dest_mac* from port *port*

Long Syntax: SRT.083 NETBIOS find-name STE filtered (RIF *RIF*) *source_mac-> dest_mac* from port *port*

Description: A NETBIOS find-name STE has been filtered

SRT.084**Level:** P-TRACE**Short Syntax:** SRT.084 Hello BPDU dropped, STP disabled on prt *port*, nt *network***Long Syntax:** SRT.084 Hello BPDU dropped because STP disabled on port *port*, network *network***Description:** A spanning tree Hello BPDU frame was received on a port that has been disabled for spanning tree participation by the "disable tree port#" command.

SRT.085**Level:** UI-ERROR**Short Syntax:** SRT.085 Frame relay Port *port* config on non-Frame Relay intf *network_number***Long Syntax:** SRT.085 Frame relay Port *port* configured on non-Frame relay interface *network_number***Description:** This port uses a Frame Relay network. However, subsequent to bridge configuration, the device configuration changed such that the device is no longer configured to be a Frame Relay support on the device, or re-ordered the device records.**Cause:** Inconsistency between router device configuration and bridge configuration.**Action:** Correct the data link support on the device to be of type Frame Relay and/or correct the network number in the bridge configuration.

SRT.086**Level:** UI-ERROR**Short Syntax:** SRT.086 Port *port*, cir= *circuit_name* reg with Frly net *network_number* failed, rsn= *reason***Long Syntax:** SRT.086 Bridge port *port* with circuit= *circuit_name* registration with Frame relay network *network_number* failed, reason= *reason***Description:** During bridge initialization, Frame Relay bridge ports attempt to register with their associated Frame Relay interfaces. This message indicates a failure in this process.**Cause:** The reason for failure are: (1) Insufficient memory. (2) Another bridge port is using this circuit. (3) The circuit is unknown.**Action:** (1) Reevaluate the memory requirements. (2) Eliminate or reconfigure the conflicting bridge port which uses the same circuit (3) Configure the circuit in the frame relay configuration

SRT.087**Level:** UE-ERROR**Short Syntax:** SRT.087 ARE max RD drop *source_mac*-> *dest_mac* from port *port*, nt *network***Long Syntax:** SRT.087 All Routes Explorer exceeds maximum Route Descriptors from *source_mac* to *dest_mac* from port *port*, network *network***Description:** An All Routes Explorer (ARE) source-routed frame has more Route Descriptors than this bridge is configured to allow for ARE frames. The frame will be dropped.**Cause:** Upstream bridge has an ARE RD limit inconsistent with this bridge.**Action:** Reconfigure all bridges in source-routing domain to have consistent ARE RD limit.**Cause:** Network has too many hops for configured ARE RD limit.

Action: Reconfigure all bridges in source-routing domain to have ARE RD limit consistent with the diameter of the domain.

SRT.088

Level: CE-ERROR

Short Syntax: SRT.088 *routing_type* inv LIN (RIF *RIF*) drop *source_mac*-> *dest_mac* from port *port*, nt *network*

Long Syntax: SRT.088 *routing_type* with invalid LIN (RIF *RIF*) from *source_mac* to *dest_mac* from port *port*, network *network*

Description: A source-routed frame of broadcast-routed frame (ARE or STE) type has an incoming LIN (LAN ID In) that does not match the configured segment number of the bridge port on which it was received. It will be dropped.

Cause: Configuration mismatch among bridges attached to the segment in question.

Action: Reconfigure for legal configuration. All bridges must be configured with the same LAN ID for each segment.

Cause: End station using completely invalid RIF.

Action: Find out why station is using this RIF.

SRT.089

Level: CE-ERROR

Short Syntax: SRT.089 *routing_type* dup LOUT err (RIF *RIF*) drop *source_mac*-> *dest_mac* from port *port*, nt *network*

Long Syntax: SRT.089 *routing_type* duplicate LOUT (RIF *RIF*) from *source_mac* to *dest_mac* from port *port*, network *network*

Description: The routing information field of a source-routed frame of STE type contains the LAN ID corresponding to another port of this bridge. It will be dropped.

Cause: Duplicate segment number configured in the network.

Action: Reconfigure for legal configuration. All segment numbers must be unique within a SR bridged network.

Cause: Spanning tree error (if STE type).

Action: Ensure that no bridges with manually administered port forwarding state form loops.

SRT.090

Level: UI-ERROR

Short Syntax: SRT.090 ATM Port *port* config on non-ATM intf *network_number*

Long Syntax: SRT.090 ATM Port *port* configured on non-ATM interface *network_number*

Description: This port uses an ATM network. However, subsequent to bridge configuration, the device configuration changed such that the device is no longer configured to be an ATM support on the device, or re-ordered the device records.

Cause: Inconsistency between router device configuration and bridge configuration.

Action: Correct the data link support on the device to be of type ATM and/or correct the network number in the bridge configuration.

SRT.091**Level:** UI-ERROR**Short Syntax:** SRT.091 Port *port*, vpi= *vpi* vci= *vci* reg with ATM net *network_number* failed, rsn= *reason***Long Syntax:** SRT.091 Bridge port *port* with vpi= *vpi* vci= *vci* registration with ATM network *network_number* failed, reason= *reason***Description:** During bridge initialization, ATM bridge ports attempt to register with their associated ATM interfaces. This message indicates a failure in this process.**Cause:** The reason for failure are: (1) Insufficient memory. (2) Another bridge port is using this circuit. (3) The circuit is unknown.**Action:** (1) Reevaluate the memory requirements. (2) Eliminate or reconfigure the conflicting bridge port which uses the same circuit (3) Configure the circuit in the ATM configuration.

SRT.092**Level:** U-INFO**Short Syntax:** SRT.092 DMAC addr. MAX limit. Not adding into dbase**Long Syntax:** SRT.092 DMAC addr maximum limit reached. This addr won't be added to SR database**Description:** The bridge database has already have 7 duplicate MAC addresses. Bridge is detecting another duplicate MAC address.**Action:** This is common in environment where more than 7 duplicate MAC address exists.

SRT.093**Level:** U-INFO**Short Syntax:** SRT.093 DMAC seg. mismatch. (RIF *RIF*) SA- *source_mac* from port *port*, nt *network***Long Syntax:** SRT.093 DMAC last segment mismatch. (RIF *RIF*) from *source_mac* from port *port*, network *network***Description:** SRF frame was received with originating segment no. that didn't match PRIMARY or SECONDARY RIF.**Action:** This is common in environment where duplicate MAC address exists on more than 2 different segments.

SRT.094**Level:** U-INFO**Short Syntax:** SRT.094 DMAC RIF not updated.(RIF *RIF*) SA- *source_mac* from port *port*, nt *network***Long Syntax:** SRT.094 DMAC RIF not updated.(RIF *RIF*) from *source_mac* from port *port*, network *network***Description:** Another RIF was received within resolution time period and it won't be used to refresh database entry. This is common when All Route Broadcast (ARE) frame is sent by station.

Panic SRTimem

Short Syntax: SRT: memory allocation failed

Description: The SRT forwarder failed to allocate sufficient memory to hold its most fundamental tables.

Cause: Insufficient free memory.

Action: Making databases for other protocols smaller.

Action: Increase memory size.

Fatal srtiisrt

Short Syntax: SRT: Invalid i_srt on input

Description: The i_srt flag passed from the handler to forwarder has an invalid value.

Cause: Software bug.

Action: Take a crash dump and contact customer service.

Fatal srtuimed

Short Syntax: SRT: unknown input media

Description: The input net type is not one of the ones understood by the SRT bridge (802.3/Ethernet, FDDI, or 802.5).

Cause: Software bug.

Action: Take a crash dump and contact customer service.

Spanning Tree Protocol (STP)

This chapter describes Spanning Tree Protocol (STP) messages. For information on message content and how to use the message, refer to the Introduction.

STP.001

Level: C-TRACE

Short Syntax: STP.001 Cfg BPDU rcv frm *source_address* *bridge_type*- *bridge_instance* port *bridge_port*, nt *network*

Long Syntax: STP.001 Configuration BPDU received frm *source_address* on *bridge_type*-*bridge_instance* port *bridge_port*, network *network*

Description: A configuration BPDU has been received from the specified MAC address.

Cause: Another bridge on the same network as this bridge on this port.

STP.002

Level: C-TRACE

Short Syntax: STP.002 Tcn BPDU rcv frm *source_address* *bridge_type*- *bridge_instance* port *bridge_port*, nt *network*

Long Syntax: STP.002 Topology change notification BPDU received frm *source_address* on *bridge_type*- *bridge_instance* port *bridge_port*, network *network*

Description: A topology change notification BPDU has been received from the specified MAC address.

Cause: Topology change has been detected at or downstream of the sending bridge.

Action: None needed, the message should stop when the topology change is acknowledged by the root bridge.

STP.003

Level: UE-ERROR

Short Syntax: STP.003 Ukn BPDU type *BDPU_type* rcv frm *source_address* *bridge_type*-*bridge_instance* port *bridge_port*, nt *network*

Long Syntax: STP.003 Unkown BPDU type *BDPU_type* received frm *source_address* on *bridge_type*- *bridge_instance* port *bridge_port*, network *network*

Description: A BPDU with an undefined value in the BPDU Type field was received from the specified host. It will be ignored.

Cause: Programming error at remote bridge.

Action: Correct remote node.

Cause: Data corruption in received packet.

Action: Eliminate source of data corruption.

STP.004**Level:** UE-ERROR**Short Syntax:** STP.004 BPDU bd ID *Protocol_Identifier* frm *source_address* *bridge_type-bridge_instance* port *bridge_port*, nt *network***Long Syntax:** STP.004 BPDU bad protocol identifier *Protocol_Identifier* frm *source_address* on *bridge_type- bridge_instance* port *bridge_port*, network *network***Description:** A configuration BPDU has been received with a Protocol Identifier that is not 0000. It will be ignored.**Cause:** Programming error at remote bridge.**Action:** Correct remote node.**Cause:** Data corruption in received packet.**Action:** Eliminate source of data corruption.

STP.005**Level:** UE-ERROR**Short Syntax:** STP.005 BPDU bd ver *Protocol_Version_Identifier* frm *source_address* *bridge_type- bridge_instance* port *bridge_port*, nt *network***Long Syntax:** STP.005 BPDU bad Version *Protocol_Version_Identifier* frm *source_address* on *bridge_type- bridge_instance* port *bridge_port*, network *network***Description:** A configuration BPDU has been received with a Protocol Version Identifier that is not 00. It will be ignored.**Cause:** Programming error at remote bridge.**Action:** Correct remote node.**Cause:** Data corruption in received packet.**Action:** Eliminate source of data corruption.

STP.006**Level:** UE-ERROR**Short Syntax:** STP.006 Cfg BPDU trunc (*length* byt) frm *source_address* *bridge_type-bridge_instance* port *bridge_port*, nt *network***Long Syntax:** STP.006 Configuration BPDU tuncated (*length* bytes) frm *source_address* on *bridge_type- bridge_instance* port *bridge_port*, network *network***Description:** A configuration BPDU has been received which is less than 35 bytes in length. It will be ignored.**Cause:** Programming error at remote bridge.**Action:** Correct remote node.**Cause:** Data corruption in received packet.**Action:** Eliminate source of data corruption.

STP.007

Level: UE-ERROR

Short Syntax: STP.007 Cfg BPDU unk flg *flags* frm *source_address* *bridge_type*-*bridge_instance* port *bridge_port*, nt *network*

Long Syntax: STP.007 Configuration BPDU unknown flags *flags* frm *source_address* on *bridge_type*- *bridge_instance* port *bridge_port*, network *network*

Description: A configuration BPDU has been received which has undefined bits set in the flags field. It will be ignored.

Cause: Programming error at remote bridge.

Action: Correct remote node.

Cause: Data corruption in received packet.

Action: Eliminate source of data corruption.

STP.008

Level: UE-ERROR

Short Syntax: STP.008 Tcn BPDU trunc (*length* byt) frm *source_address* *bridge_type*-*bridge_instance* port *bridge_port*, nt *network*

Long Syntax: STP.008 Topology change notification BPDU tuncated (*length* bytes) frm *source_address* on *bridge_type*- *bridge_instance* port *bridge_port*, network *network*

Description: A topology change notificaton BPDU has been received that is less than 4 bytes in length. It will be ignored.

Cause: Programming error at remote bridge.

Action: Correct remote node.

Cause: Data corruption in received packet.

Action: Eliminate source of data corruption.

STP.009

Level: UI-ERROR

Short Syntax: STP.009 No buf for BPDU *bridge_type*- *bridge_instance* port *bridge_port*, nt *network*

Long Syntax: STP.009 No buffer to send BDPU on *bridge_type*- *bridge_instance* port *bridge_port*, network *network*

Description: No packet buffer was available to construct and send a BDPU on the specified port.

Cause: Severe packet buffer shortage.

Action: Check memory statistics in GWCON to verify packet buffer level.

Cause: Traffic peak using all available buffers.

Action: This is the problem if this message occurs infrequently.

STP.010**Level:** P-TRACE**Short Syntax:** STP.010 Sndg cfg BPDU *bridge_type- bridge_instance* port *bridge_port*, nt *network***Long Syntax:** STP.010 Sending Configuration BPDU on *bridge_type- bridge_instance* port *bridge_port* network *network***Description:** A Configuration BPDU will be sent on the specified port. This is done normally on a periodic basis as part of the spanning tree protocol. The flags field in this BPDU is zero, e.g., neither the Topology Change or the Topology Change Acknowledgement bits are set.

STP.011**Level:** P-TRACE**Short Syntax:** STP.011 Sndg Cfg BPDU flgs *TC TCA* *bridge_type- bridge_instance* port *bridge_port*, nt *network***Long Syntax:** STP.011 Sending Configuration BPDU with flags *TC TCA* on *bridge_type- bridge_instance* port *bridge_port*, network *network***Description:** A Configuration BPDU will be sent on the specified port. This is done normally on a periodic basis as part of the spanning tree protocol. TC will be displayed if the Topology Change bit is set in the Flags byte of the BPDU, TCA will be displayed if the Topology Change Acknowledge bit is set in the flags byte.**Cause:** The Topology Change flag is set if this bridge is the root and it knows that there is a topology change in process. Also, non-root bridges propagate this bit received in incoming Configuration BPDUs.**Action:** None needed, this flag will be set only for the sum of the current maximum age and current forward delay parameters (as propagated by the root bridge).**Cause:** The Topology Change Acknowledge flag is set if this bridge has received a Topology Change Notification BPDU, and this port is the Designated Bridge on its LAN.**Action:** None needed, this flag will only be sent on one BPDU.

STP.012**Level:** P-TRACE**Short Syntax:** STP.012 Sndg tcn BPDU *bridge_type- bridge_instance* port *bridge_port*, nt *network***Long Syntax:** STP.012 Sending Topology Change Notification BPDU on *bridge_type- bridge_instance* port *bridge_port* network *network***Description:** A Topology Change Notification BPDU will be sent on the specified port. These are sent on the root port of non-root ports when they detect a topology change in the spanning tree.**Cause:** A bridge, or an interface on a bridge, has gone up or down in this spanning tree.**Action:** None needed. This state persists only until a topology change acknowledgement is received, or a timeout that indicates that the old root bridge is no longer reachable.

STP.013**Level:** UI-ERROR**Short Syntax:** STP.013 BPDU snd fld, rsn *reason_code*, *bridge_type-bridge_instance* port *bridge_port*, nt *network***Long Syntax:** STP.013 BPDU send failed for reason code *reason_code* on *bridge_type-bridge_instance* port *bridge_port* network *network***Description:** The attempt to queue a BPDU for transmission on the specified port failed.**Cause:** Miscellaneous handler error. (Reason code 1.)**Action:** Check for error messages from handler for network.**Cause:** Output queue overflow, or other flow control. (Reason code 2.)**Action:** Alleviate congestion.**Cause:** Network down. (Reason code 3.)**Action:** See why handler thinks network is down.**Cause:** Dropped by handler to avoid looping, or bad broadcast. (Reason code 4.)**Action:** Check configuration.**Cause:** Host down. (Reason code 5.)**Action:** See why handler thinks host is down.

STP.014**Level:** U-INFO**Short Syntax:** STP.014 Blocking *bridge_type-bridge_instance* port *bridge_port*, nt *network*, det *topol chg***Long Syntax:** STP.014 Blocking *bridge_type-bridge_instance* port *bridge_port*, network *network*, detecting topology change**Description:** This port has just been placed in Blocking state. This is a change in the topology, so this bridge detects a topology change. This will in turn cause topology change notifications to be sent.**Cause:** A bridge, or an interface on a bridge, has gone up or down in this spanning tree.**Action:** None needed. This is normal when there are changes.

STP.015**Level:** U-INFO**Short Syntax:** STP.015 Topol chg detected *bridge_type-bridge_instance* port *bridge_port*, nt *network***Long Syntax:** STP.015 Topology change detected on *bridge_type-bridge_instance* port *bridge_port*, network *network***Description:** A topology change notification has been received on this port, and this port is the designated port on its LAN. This causes the protocol to enter topology change notification state. The topology change will be acknowledged towards the sender, and propagated towards the root.**Cause:** A bridge, or an interface on a bridge, has gone up or down in this Spanning Tree.**Action:** None needed. This is normal when there are changes.

STP.016**Level:** U-INFO**Short Syntax:** STP.016 Select as root *bridge_type- bridge_instance*, det topl chg**Long Syntax:** STP.016 Selected as root on *bridge_type- bridge_instance*, detecting topology change**Description:** This bridge has just selected itself as the root of the spanning tree when it previously had not been. This causes the bridge to enter topology change notification state.**Cause:** A bridge, or an interface on a bridge, has gone up or down in this spanning tree.**Action:** None needed. This is normal when there are changes.**Cause:** This is the first bridge up, thus it is the root of the tree.

STP.017**Level:** C-INFO**Short Syntax:** STP.017 Tply chg ackd *bridge_type- bridge_instance* port *bridge_port*, nt *network***Long Syntax:** STP.017 Topology change acknowledged on *bridge_type- bridge_instance* port *bridge_port*, network *network***Description:** A topology change acknowledgement has been detected on the specified port. This port is the root port of the bridge.**Cause:** Bridge on same LAN as our root port has set topology change acknowledgement flag in outgoing Configuration BPDU. This was in response to a topology change notification that this bridge originated or propagated.**Action:** None needed. This is the normal conclusion of topology change notification.

STP.018**Level:** C-INFO**Short Syntax:** STP.018 Acking tply chg *bridge_type- bridge_instance* port *bridge_port*, nt *network***Long Syntax:** STP.018 Acknowledging topology change on *bridge_type- bridge_instance* port *bridge_port*, network *network***Description:** A topology change notification is being acknowledged on the specified port. This is done when a topology change notification is received on a port that is the designated port for that LAN.**Cause:** Change on bridge topology downstream of this bridge.**Action:** None needed. This is a normal port of reconfiguration of the spanning tree.

STP.019**Level:** C-TRACE**Short Syntax:** STP.019 Tply chg notif timer expired *bridge_type- bridge_instance***Long Syntax:** STP.019 Topology Change Notification timer expired on *bridge_type- bridge_instance***Description:** The Topology Change timer expired. This bridge will cease sending topology change notification BPDU's on its root port.**Cause:** This timer expires when the bridge has been in Topology Change Notification state for the bridge hello timer period.**Action:** None needed, this is the normal conclusion of this state.

STP.020**Level:** C-TRACE**Short Syntax:** STP.020 Tplgy chg timer expired *bridge_type- bridge_instance***Long Syntax:** STP.020 Topology Change timer expired on *bridge_type- bridge_instance***Description:** The Topology Change timer expired. This bridge, which is the root, will cease sending the Topology Change in its Configuration BPDUs.**Cause:** This happens when this root bridge has been in Topology Change state for the sum of current maximum age and current forward delay parameters.**Action:** None needed, this is the normal conclusion of this state.

STP.021**Level:** U-INFO**Short Syntax:** STP.021 Msg age tmr exp *bridge_type- bridge_instance* port *bridge_port*, nt *network*, try Root**Long Syntax:** STP.021 Message age timer expired on *bridge_type- bridge_instance* port *bridge_port*, network *network*, will try and become root**Description:** The message age timer has expired on this port. The bridge will attempt to become the root. It will become the designated port on that LAN.**Cause:** No Configuration BPDU's being received on this interface. Either there are no bridges on this LAN, or they are down.

STP.022**Level:** C-TRACE**Short Syntax:** STP.022 Hello tmr exp *bridge_type- bridge_instance***Long Syntax:** STP.022 Hello timer expired on *bridge_type- bridge_instance***Description:** The hello timer has expired on this port. Configuration BPDUs will be sent on all ports.

STP.023**Level:** C-TRACE**Short Syntax:** STP.023 Stop msg age tmr *bridge_type- bridge_instance* port *bridge_port*, nt *network***Long Syntax:** STP.023 Stopping message age timer for *bridge_type- bridge_instance* port *bridge_port*, network *network***Description:** Stopping the message age timer on this port because it is the designated port on its LAN.

STP.024**Level:** U-INFO**Short Syntax:** STP.024 Not root *bridge_type- bridge_instance*, stop hello tmr**Long Syntax:** STP.024 Not root anymore on *bridge_type- bridge_instance*, stopping hello timer**Description:** This bridge has just decided that it is no longer the root bridge of the spanning tree. The hello timer will also be cancelled.

STP.025**Level:** C-INFO**Short Syntax:** STP.025 Stop tplyg chg age tmr *bridge_type- bridge_instance***Long Syntax:** STP.025 Stopping topology change timer for *bridge_type- bridge_instance***Description:** Stopping the topology change timer because this bridge is no longer the root.

STP.026**Level:** U-INFO**Short Syntax:** STP.026 Root *bridge_type- bridge_instance*, strt hello tmr**Long Syntax:** STP.026 Selected as root on *bridge_type- bridge_instance*, starting hello timer**Description:** This bridge has just decided that it is the root bridge of the spanning tree. The hello timer will be started.

STP.027**Level:** C-TRACE**Short Syntax:** STP.027 Strt msg age tmr *bridge_type- bridge_instance* port *bridge_port*, nt *network***Long Syntax:** STP.027 Starting message age timer for *bridge_type- bridge_instance* port *bridge_port*, network *network***Description:** Starting the message age timer on this port.

STP.028**Level:** C-TRACE**Short Syntax:** STP.028 Attmpt root *bridge_type- bridge_instance*, strt hello tmr**Long Syntax:** STP.028 Attempting to become root on *bridge_type- bridge_instance*, starting hello timer**Description:** This bridge is attempting to become the root bridge of the spanning tree. The hello timer will be started.

STP.029**Level:** UI-ERROR**Short Syntax:** STP.029 Cfg BPDU frm *source_address* ign *bridge_type- bridge_instance*, inact port *bridge_port*, nt *network***Long Syntax:** STP.029 Configuration BPDU from *source_address* on *bridge_type- bridge_instance* ignored, inactive port *bridge_port*, network *network***Description:** A configuration BPDU has been received from the specified MAC address, but the port is not participating in the spanning tree protocol.

STP.030**Level:** UI-ERROR**Short Syntax:** STP.030 Tcn BPDU frm *source_address* ign *bridge_type- bridge_instance*, inact port *bridge_port*, nt *network***Long Syntax:** STP.030 Topology change notification BPDU from *source_address* on *bridge_type- bridge_instance* ignored, inactive port *bridge_port*, network *network***Description:** A topology change notification BPDU has been received from the specified MAC address, but the port is not participating in the spanning tree protocol.

STP.031**Level:** C-INFO**Short Syntax:** STP.031 *bridge_type- bridge_instance* desig port *bridge_port*, nt *network***Long Syntax:** STP.031 *bridge_type- bridge_instance* becoming designated port *bridge_port*, network *network***Description:** This bridge is declaring itself the designated port on the LAN connected to this port.

STP.032**Level:** UI-ERROR**Short Syntax:** STP.032 DROP: *bpdu_type* BPDU frm recvd on non-parti port *bridge_port*, nt *network***Long Syntax:** STP.032 DROP: *bpdu_type* BPDU frame received on non-participating port *bridge_port*, network *network***Description:** A Source Route Bridge BPDU or IEEE802.1D BPDU has been received, but the port is not participating in the SRB or IEEE802.1D Spanning Tree Protocol.

Fatal stpubpdu**Short Syntax:** Attempt to send unknown BPDU type**Description:** The code attempted to send an unknown type of BPDU.**Cause:** Possible software bug.**Action:** Get crash dump, contact customer service.

ATM Signalling (SVC)

This chapter describes ATM Signalling (SVC) messages. For information on message content and how to use the message, refer to the Introduction.

SVC.001

Level: C-INFO

Short Syntax: SVC.001 *LOGATM_STRING*

Long Syntax: SVC.001 *LOGATM_STRING*

Description: generic information log.

SVC.002

Level: C-INFO

Short Syntax: SVC.002 *LOGATM_STRING D2*

Long Syntax: SVC.002 *LOGATM_STRING D2*

Description: generic information log with one argument.

SVC.003

Level: C-INFO

Short Syntax: SVC.003 *LOGATM_STRING, D2, D3*

Long Syntax: SVC.003 *LOGATM_STRING, D2, D3*

Description: generic information log for two arguments.

SVC.004

Level: C-INFO

Short Syntax: SVC.004 *LOGATM_STRING, D2, D3, D4*

Long Syntax: SVC.004 *LOGATM_STRING, D2, D3, D4*

Description: generic information log with three arguments.

SVC.005

Level: UI-ERROR

Short Syntax: SVC.005 *LOGATM_STRING*

Long Syntax: SVC.005 *LOGATM_STRING*

Description: generic internal error log.

SVC.006

Level: UI-ERROR

Short Syntax: SVC.006 *LOGATM_STRING D2*

Long Syntax: SVC.006 *LOGATM_STRING D2*

Description: generic internal error log with one argument.

SVC.007**Level:** UI-ERROR**Short Syntax:** SVC.007 *LOGATM_STRING D2 D3***Long Syntax:** SVC.007 *LOGATM_STRING D2 D3***Description:** generic internal error log with two arguments.

SVC.008**Level:** UI-ERROR**Short Syntax:** SVC.008 *LOGATM_STRING D2 D3 D4***Long Syntax:** SVC.008 *LOGATM_STRING D2 D3 D4***Description:** generic internal error log with three arguments.

SVC.009**Level:** UE-ERROR**Short Syntax:** SVC.009 *LOGATM_STRING***Long Syntax:** SVC.009 *LOGATM_STRING***Description:** generic external error log.

SVC.010**Level:** UE-ERROR**Short Syntax:** SVC.010 *LOGATM_STRING D2***Long Syntax:** SVC.010 *LOGATM_STRING D2***Description:** generic external error log with one argument.

SVC.011**Level:** UE-ERROR**Short Syntax:** SVC.011 *LOGATM_STRING, D2, D3***Long Syntax:** SVC.011 *LOGATM_STRING, D2, D3***Description:** generic external error log with two arguments.

SVC.012**Level:** C-INFO**Short Syntax:** SVC.012 Enter *LOGATM_STRING***Long Syntax:** SVC.012 Entered function *LOGATM_STRING***Description:** SVC function entered

SVC.013**Level:** C-INFO**Short Syntax:** SVC.013 Enter function *LOGATM_STRING D2***Long Syntax:** SVC.013 Entered function *LOGATM_STRING D2***Description:** SVC function entered, with one argument.

SVC.014**Level:** C-INFO**Short Syntax:** SVC.014 Enter function *LOGATM_STRING*, *D2*, *D3***Long Syntax:** SVC.014 Entered function *LOGATM_STRING*, *D2*, *D3***Description:** SVC function entered, with two arguments.

SVC.015**Level:** C-INFO**Short Syntax:** SVC.015 Enter function *LOGATM_STRING*, *D2*, *D3*, *D4***Long Syntax:** SVC.015 Entered function *LOGATM_STRING*, *D2*, *D3*, *D4***Description:** SVC function entered, with three arguments.

SVC.016**Level:** C-INFO**Short Syntax:** SVC.016 Exit *LOGATM_STRING***Long Syntax:** SVC.016 Exited Function *LOGATM_STRING***Description:** SVC function exited

SVC.017**Level:** C-INFO**Short Syntax:** SVC.017 Exit *LOGATM_STRING D2***Long Syntax:** SVC.017 Exited Function *LOGATM_STRING D2***Description:** SVC function exited, with one argument

SVC.018**Level:** C-INFO**Short Syntax:** SVC.018 Exit *LOGATM_STRING*, *D2*, *D3***Long Syntax:** SVC.018 Exited Function *LOGATM_STRING D2 D3***Description:** SVC function exited, with two arguments

SVC.019**Level:** C-INFO**Short Syntax:** SVC.019 Exit *LOGATM_STRING*, *D2*, *D3*, *D4***Long Syntax:** SVC.019 Exited Function *LOGATM_STRING D2 D3 D4***Description:** SVC function exited, with three arguments

SVC.020**Level:** C-INFO**Short Syntax:** SVC.020 Received signalling message *LOGATM_STRING*,conn hndl=*D2*,ID= *D3*,state= *D4***Long Syntax:** SVC.020 Received signalling message *LOGATM_STRING*, conn handle = *D2*, Call Ref ID = *D3*, call state = *D4***Description:** Signalling message received.

SVC.021**Level:** UE-ERROR**Short Syntax:** SVC.021 Timer *LOGATM_STRING* expired, conn hndl= *D2*,leaf hndl= *D3***Long Syntax:** SVC.021 Timer *LOGATM_STRING* expired, conn handle = *D2*, leaf handle = *D3***Description:** Timer expired.

SVC.022**Level:** P_TRACE**Short Syntax:** SVC.022 Trace ATM SVC frame.**Long Syntax:** SVC.022 Trace ATM SVC frame.**Description:** ATM SVC frame packet tracing

SVC.023**Level:** UE-ERROR**Short Syntax:** SVC.023 Timer *LOGATM_STRING* expired**Long Syntax:** SVC.023 Timer *LOGATM_STRING* expired**Description:** Timer expired.

SVC.024**Level:** C-INFO**Short Syntax:** SVC.024 Received signalling message, *LOGATM_STRING* type= *D2***Long Syntax:** SVC.024 Received signalling message, *LOGATM_STRING* type = *D2***Description:** Signalling message received.

SVC.025**Level:** C-INFO**Short Syntax:** SVC.025 *LOGATM_STRING D2 D3 D4 D5***Long Syntax:** SVC.025 *LOGATM_STRING D2 D3 D4 D5***Description:** generic information log with string argument.

SVC.026**Level:** UE-ERROR**Short Syntax:** SVC.026 *LOGATM_STRING, D2, D3, D4***Long Syntax:** SVC.026 *LOGATM_STRING, D2, D3, D4***Description:** generic external error log with three arguments.

Transmission Control Protocol (TCP)

This chapter describes Transmission Control Protocol (TCP) messages. For information on message content and how to use the message, refer to the Introduction.

TCP.001

Level: UI-ERROR

Short Syntax: TCP.001 pkt cksum fld pkt = *tcp_checksum* calc = *tcp_checksum*

Long Syntax: TCP.001 packet checksum failed received packet checksum is *tcp_checksum* and calculated checksum is *tcp_checksum*

Description: Checksum failed because received packet checksum is not equal to the calculated checksum

TCP.002

Level: UI-ERROR

Short Syntax: TCP.002 rcvd pkt *source_ip_address* -> *destination_ip_address* dst prt *tcp_port* no cnn

Long Syntax: TCP.002 received packet *source_ip_address* -> *destination_ip_address* with destination port *tcp_port* has no tcp connection

Description: TCP has received a packet with an invalid tcp port number.

TCP.003

Level: C-INFO

Short Syntax: TCP.003 Act opn sccfl dst prt *tcp_port*

Long Syntax: TCP.003 TCP Active open successful for port number *tcp_port*

Description: Active open was successful and we are notifying application of the open.

TCP.004

Level: UI-ERROR

Short Syntax: TCP.004 rcvd invld SYN in wndw *source_ip_address* -> *destination_ip_address* dst prt *tcp_port* kill cnn

Long Syntax: TCP.004 received invalid SYN packet *source_ip_address* -> *destination_ip_address* with destination port *tcp_port*, kill connection

Description: TCP has received an illegal SYN packet, so kill the connection.

TCP.005

Level: UI-ERROR

Short Syntax: TCP.005 rcvd old SYN *source_ip_address* -> *destination_ip_address* dst prt *tcp_port* snd ACK

Long Syntax: TCP.005 received old duplicate SYN packet *source_ip_address* -> *destination_ip_address* with destination port *tcp_port*, send ACK packet in response

Description: TCP has received an old duplicate SYN, so send ACK with received sequence number; this forces the other side to do a RST.

TCP.006**Level:** UI-ERROR**Short Syntax:** TCP.006 rcvd out of window seg *source_ip_address* -> *destination_ip_address* dst prt *tcp_port* snd ACK**Long Syntax:** TCP.006 received an out of window segment *source_ip_address* -> *destination_ip_address* with destination port *tcp_port*, send a valid ACK**Description:** TCP has received an out of window segment; send ACK in response.

TCP.007**Level:** UI-ERROR**Short Syntax:** TCP.007 drp seg *source_ip_address* -> *destination_ip_address* dst prt *tcp_port* rsn *reject_code* snd ACK**Long Syntax:** TCP.007 dropped segment *source_ip_address* -> *destination_ip_address* with destination port *tcp_port*, reason *reject_code*, send a valid ACK in response**Description:** TCP has rejected a segment. Reject codes are as follows: Reject codes: 1 - Seg len = 0, Rcv win > 0, seqnum < tcb_ack 2 - Seg len = 0, Rcv win = 0, seqnum != tcb_ack 3 - Seg len > 0, Rcv win > 0, winend < tcb_ack 4 - Seg len > 0, Rcv win = 0. 5 - Seg len = 0, Rcv win > 0, seqnum >= winend 6 - Seg len > 0, Rcv win > 0, seqnum >= winend Note: we only ACK if the segment received was a non RST segment.

TCP.008**Level:** UI-ERROR**Short Syntax:** TCP.008 rcvd old seg dst prt *tcp_port* seq num *seq_num* snd ACK**Long Syntax:** TCP.008 received old duplicate packet with destination port *tcp_port*, sequence number *seq_num*, send ACK in response**Description:** TCP has received an old segment that has already been consumed by the application, so send ACK in response.

TCP.009**Level:** C-INFO**Short Syntax:** TCP.009 state LISTEN: rcvd RST dst prt *tcp_port* seq num *seq_num***Long Syntax:** TCP.009 while in LISTEN state, received RST with destination port *tcp_port*, sequence number *seq_num*; drop segment**Description:** TCP has received a RST while in LISTEN state; just ignore packet.

TCP.010**Level:** C-INFO**Short Syntax:** TCP.010 state SYN_RCVD: RST|TIMEOUT rtn to LISTEN port *tcp_port***Long Syntax:** TCP.010 while in SYN_RECEIVED states, received RST or TIMEOUT with local port *tcp_port*. Return to LISTEN state**Description:** A TCP passive connection attempt has failed due to our receiving a RESET from the active partner, or due to TIMEOUT after returning SYN|ACK

TCP.011**Level:** C-INFO**Short Syntax:** TCP.011 rcvd RST dst prt *tcp_port* seq num *seq_num*, abort**Long Syntax:** TCP.011 received RST with destination port *tcp_port*, sequence number *seq_num*; drop segment and abort connection**Description:** TCP has received a RST; abort connection.

TCP.012**Level:** UI-ERROR**Short Syntax:** TCP.012 drop seg dst prt *tcp_port* seq num *seq_num* no ACK present**Long Syntax:** TCP.012 drop segment with destination port *tcp_port*, sequence number *seq_num* because no ACK is present**Description:** TCP has stopped processing the packet because there is no ACK present in the packet.

TCP.013**Level:** UI-ERROR**Short Syntax:** TCP.013 drop seg dst prt *tcp_port* seq num *seq_num* ack num *ack_num* rcv invld ACK**Long Syntax:** TCP.013 drop segment with destination port *tcp_port*, sequence number *seq_num*, acknowledge number *ack_num*, received invalid ACK**Description:** Stop processing the segment because it contains acknowledgement for data not yet sent.

TCP.014**Level:** C-INFO**Short Syntax:** TCP.014 state ESTAB: rcvd FIN dst prt *tcp_port* seq num *seq_num***Long Syntax:** TCP.014 while in ESTABLISHED state, received FIN with destination port *tcp_port*, sequence number *seq_num***Description:** TCP has received a FIN while in ESTABLISHED state; when all data has been received, send FIN|ACK.

TCP.015**Level:** C-INFO**Short Syntax:** TCP.015 rcvd PSH dst prt *tcp_port* seq num *seq_num***Long Syntax:** TCP.015 received a segment with the PSH bit set with destination port *tcp_port*, sequence number *seq_num***Description:** TCP has received a segment with PSH bit set.

TCP.016**Level:** C-INFO**Short Syntax:** TCP.016 state SYNRCVD: rcvd vld seg dst prt *tcp_port* seq num *seq_num*, enter ESTAB**Long Syntax:** TCP.016 while in SYNRCVD state, received valid segment with destination port *tcp_port*, sequence number *seq_num*, so enter ESTABLISHED state**Description:** TCP has received a valid segment while in SYNRCVD state; enter ESTABLISHED state and notify application of the open.

TCP.017**Level:** UI-ERROR**Short Syntax:** TCP.017 rcvd FIN while in LISTEN dst prt *tcp_port* seq num *seq_num*, snd RST**Long Syntax:** TCP.017 received FIN segment while in the LISTEN state, destination port *tcp_port*, sequence number *seq_num*, snd RST**Description:** TCP has received a FIN while in the LISTEN state, so we send RST to the other side.

TCP.018**Level:** C-INFO**Short Syntax:** TCP.018 rcvd out of order seg dst prt *tcp_port* seq num *seq_num*, add hole at end *seq_num* to *seq_num***Long Syntax:** TCP.018 received an out of order segment with destination port *tcp_port*, sequence number *seq_num*; hole created at end of receive buffer seq num *seq_num* to *seq_num***Description:** TCP has received an out of order packet; this creates a hole in the receive buffer.

TCP.019**Level:** C-INFO**Short Syntax:** TCP.019 rcvd out of order seg dst prt *tcp_port* seq num *seq_num*, add hole at end *seq_num* to *seq_num***Long Syntax:** TCP.019 received an out of order segment with destination port *tcp_port*, sequence number *seq_num*; hole created at end of receive buffer seq num *seq_num* to *seq_num***Description:** TCP has received an out of order packet; this creates a hole in the receive buffer.

TCP.020**Level:** C-INFO**Short Syntax:** TCP.020 rcvd seg dst prt *tcp_port* seq num *seq_num*, prtally fill bgngng hole *seq_num* to *seq_num***Long Syntax:** TCP.020 received segment with destination port *tcp_port*, sequence number *seq_num*; partially fills the beginning of a hole *seq_num* to *seq_num***Description:** TCP has received a packet that partially fills the beginning of a hole.

TCP.021**Level:** C-INFO**Short Syntax:** TCP.021 rcvd seg dst prt *tcp_port* seq num *seq_num*, prtally fill end hole *seq_num* to *seq_num***Long Syntax:** TCP.021 received segment with destination port *tcp_port*, sequence number *seq_num*; partially fills the end of a hole *seq_num* to *seq_num***Description:** TCP has received a packet that partially fills the end of a hole.

TCP.022**Level:** C-INFO**Short Syntax:** TCP.022 rcvd seg dst prt *tcp_port* seq num *seq_num*, rmv hole *seq_num* to *seq_num***Long Syntax:** TCP.022 received segment with destination port *tcp_port*, sequence number *seq_num*; completely fills a hole, removing hole *seq_num* to *seq_num***Description:** TCP has received a packet that completely fills a hole.

TCP.023**Level:** UI-ERROR**Short Syntax:** TCP.023 drp seg dst prt *tcp_port* seq num *seq_num*, too big for rcv buff**Long Syntax:** TCP.023 drop segment with destination port *tcp_port*, sequence number *seq_num*; segment too big for receive buffer**Description:** TCP has received a packet that is too big to fit into the remaining space in the receive buffer.

TCP.024**Level:** UI-ERROR**Short Syntax:** TCP.024 prcss FIN in invld state**Long Syntax:** TCP.024 process a received FIN; current state is not SYNRCVD|ESTAB, so do nothing**Description:** TCP processing FIN while not in SYNRCVD|ESTAB state.

TCP.025**Level:** C-INFO**Short Syntax:** TCP.025 prcss FIN in ESTAB|SYNRCVD state frgn hst *ip_address* lcl hst *ip_address* dprt *dst_port* sprt *src_port***Long Syntax:** TCP.025 process a received FIN; current state is SYNRCVD|ESTAB, foreign host *ip_address* local host *ip_address* destination port *dst_port* source port *src_port***Description:** TCP processing FIN while in SYNRCVD|ESTAB state.

TCP.026**Level:** C-INFO**Short Syntax:** TCP.026 app rcv tmout**Long Syntax:** TCP.026 application posted receive timeout has fired**Description:** Application posts a read specifying a timeout value. If not all the requested data has been received within a timeout period, a timer fires, and whatever is in the receive buffer is given to the application.

TCP.027**Level:** UI-ERROR**Short Syntax:** TCP.027 frgn prt illgl close of wndw frgn hst *ip_address* lcl hst *ip_address* dprt *dst_port* sprt *src_port***Long Syntax:** TCP.027 foreign port closed the advertised window illegally foreign host *ip_address* local host *ip_address* destination port *dst_port* source port *src_port***Description:** The other side has been deaf and mute, and the the foreign window seems to have been closed illegally; send a RST.

TCP.028**Level:** C-INFO**Short Syntax:** TCP.028 state trnstn to SYNRCVD**Long Syntax:** TCP.028 state of TCP connection transitioned to SYN-RECEIVED state**Description:** State of the connection has transitioned to SYN-RECEIVED state as a result of either an active open or a passive open.

TCP.029**Level:** C-INFO**Short Syntax:** TCP.029 state trnstn to ESTAB**Long Syntax:** TCP.029 state of TCP connection transitioned to ESTABLISHED state**Description:** State of the connection has transitioned to ESTABLISHED state as a result of either an active open or a passive open.

TCP.030**Level:** P-TRACE**Short Syntax:** TCP.030 rcvd TCP pkt *source_ip_address* -> *destination_ip_address* dst prt *tcp_port***Long Syntax:** TCP.030 received packet *source_ip_address* -> *destination_ip_address* with destination port *tcp_port***Description:** TCP has received a packet.

TCP.031**Level:** P-TRACE**Short Syntax:** TCP.031 seq num *seq_num* to *seq_num* given to app.**Long Syntax:** TCP.031 data with sequence number *seq_num* through to *seq_num* given to application**Description:** Valid data in receive buffer has been handed to the application for further processing.

TCP.032**Level:** C-INFO**Short Syntax:** TCP.032 excssv num rtries**Long Syntax:** TCP.032 excessive number of retries has occurred**Description:** We have retransmitted a frame an excessive number of times. If the application has closed the connection already, just abort. Else, notify the application that there is a problem.

TCP.033**Level:** P-TRACE**Short Syntax:** TCP.033 snd ctrl seg seq num *seq_num* ack num *ack_num* wndw *window***Long Syntax:** TCP.033 send control segment with sequence number *seq_num* and acknowledge number *ack_num* window *window***Description:** Send a control segment to either ack a segment or send special control segments like FIN or RST.

TCP.034**Level:** C-INFO**Short Syntax:** TCP.034 rxmt seq num *seq_num* to *seq_num***Long Syntax:** TCP.034 retransmit data with sequence number *seq_num* through to *seq_num***Description:** We have failed to receive a valid ACK for transmitted data, so retransmit the data.

TCP.035**Level:** P-TRACE**Short Syntax:** TCP.035 xmt seq num *seq_num* to *seq_num***Long Syntax:** TCP.035 transmit data with sequence number *seq_num* through to *seq_num***Description:** Transmit data.

TCP.036**Level:** UI-ERROR**Short Syntax:** TCP.036 illgl optn rcvd in SYN seg**Long Syntax:** TCP.036 illegal option received in SYN segment**Description:** An unsupported option is present in the options field of a SYN packet.

TCP.037**Level:** C-INFO**Short Syntax:** TCP.037 zero wndw probe seq num *seq_num***Long Syntax:** TCP.037 zero window probe segment with sequence number *seq_num* sent**Description:** The other side has advertised a zero window in the last segment received, so we have to send a zero window probe.

TCP.038**Level:** UI-ERROR**Short Syntax:** TCP.038 rjct seg dst prt *tcp_port* seq num *seq_num* bad ACK in SYNRCVD, snd RST**Long Syntax:** TCP.038 reject segment with destination port *tcp_port* and sequence number *seq_num*, bad ACK in segment while in SYNRCVD state**Description:** Reject the segment, and send a RST to the other side for receiving a segment with the incorrect acknowledgement while in the SYNRCVD state. Until a correct acknowledgement is received, we cannot progress into the ESTABLISHED state.

TCP.039**Level:** UI-ERROR**Short Syntax:** TCP.039 rcvd ACK seg with dst prt *tcp_port* seq num *seq_num* in LISTEN, snd RST**Long Syntax:** TCP.039 received ACK segment with destination port *tcp_port*, sequence number *seq_num* while in the LISTEN state, send RST**Description:** TCP has received an ACK while in the LISTEN state; this does not make any sense because we have not yet sent any data, so nothing should be ACKed. As a result, we send a RST.

TCP.040**Level:** UI-ERROR**Short Syntax:** TCP.040 TCP snd rst to hst *source_ip_address***Long Syntax:** TCP.040 TCP sending RESET to host *source_ip_address***Description:** TCP is sending a RESET segment to the other side.

TCP.041**Level:** C-INFO**Short Syntax:** TCP.041 TCP cnn clsd frgn hst *foreign_ip_address* lcl hst *local_ip_address***Long Syntax:** TCP.041 TCP connection closed, foreign host *foreign_ip_address*, local hst *local_ip_address***Description:** TCP connection is closed - notifying the application.

TCP.042**Level:** C-INFO**Short Syntax:** TCP.042 Frng TCB for frgn hst *foreign_ip_address* lcl hst *local_ip_address***Long Syntax:** TCP.042 Freeing TCB block for connection between *foreign_ip_address* and *local_ip_address***Description:** Freeing the TCB block associated with the TCP connection that has closed.

TCP.043**Level:** C-INFO**Short Syntax:** TCP.043 Frng TCB for frgn hst *foreign_ip_address* lcl hst *local_ip_address***Long Syntax:** TCP.043 Freeing TCB block for connection between *foreign_ip_address* and *local_ip_address***Description:** Freeing the TCB block associated with the TCP connection that has closed.

TCP.044**Level:** C-INFO**Short Syntax:** TCP.044 Idle tmr fires frgn hst *foreign_ip_address* lcl hst *local_ip_address***Long Syntax:** TCP.044 Idle timer fires for connection between *foreign_ip_address* and *local_ip_address***Description:** Idle timer fires for TCP connection.

TCP.045**Level:** C-INFO**Short Syntax:** TCP.045 Rxmt tmr fires frgn hst *foreign_ip_address* lcl hst *local_ip_address***Long Syntax:** TCP.045 Retransmit timer fires for connection between *foreign_ip_address* and *local_ip_address***Description:** Retransmit timer fires for TCP connection.

TCP.046**Level:** C-INFO**Short Syntax:** TCP.046 State trnstn frm ESTAB to FINWAIT *source_ip_address* -> *destination_ip_address* dst prt *tcp_src_port* src prt *tcp_dst_port***Long Syntax:** TCP.046 State transitioned from ESTABLISHED to FINWAIT *source_ip_address* -> *destination_ip_address* dst prt *tcp_src_port* src prt *tcp_dst_port***Description:** State of tcp connection has transitioned from ESTABLISHED to FINWAIT - send FIN, and now waiting for FIN-ACK to arrive.

TCP.047**Level:** C-INFO**Short Syntax:** TCP.047 State trnstn to CLOSED *source_ip_address* -> *destination_ip_address* dst prt *tcp_src_port* src prt *tcp_dst_port***Long Syntax:** TCP.047 State transitioned to CLOSED *source_ip_address* -> *destination_ip_address* dst prt *tcp_src_port* src prt *tcp_dst_port***Description:** State of tcp connection has transitioned to CLOSED.

TCP.048**Level:** C-INFO**Short Syntax:** TCP.048 Rcvd data after CLOSE issued and zero wndw, snd RST *source_ip_address* -> *destination_ip_address* dst prt *tcp_src_port* src prt *tcp_dst_port***Long Syntax:** TCP.048 Received data after CLOSE was issued, and window is zero, send RESET *source_ip_address* -> *destination_ip_address* dst prt *tcp_src_port* src prt *tcp_dst_port***Description:** TCP connection is CLOSING due to application requesting a CLOSE. After the window shrinks to zero, discard any packets received. This is based on the half-duplex TCP close sequence.

TCP.049**Level:** C-INFO**Short Syntax:** TCP.049 Rcvd NACK**Long Syntax:** TCP.049 Received NACK**Description:** The other side has send an old ACK with zero data length - we treat this as a NACK.

TCP.050**Level:** C-INFO**Short Syntax:** TCP.050 Rcvd ACK for Keep Alive**Long Syntax:** TCP.050 Received Acknowledge for the keep alive packet sent**Description:** The other side has acknowledged the keep alive packet. The keep alive packet is sent if keep alive is enabled on this tcp connection, and the connection has been idle.

TCP.051**Level:** C-INFO**Short Syntax:** TCP.051 Lcl wndw zero**Long Syntax:** TCP.051 Local window zero**Description:** The local window advertised is zero. The application is not draining the tcp receive buffer fast enough.

TCP.052**Level:** C-INFO**Short Syntax:** TCP.052 snd FIN seq *seq_num*, ack *ack_num***Long Syntax:** TCP.052 send FIN sequence number *seq_num*, acknowledge number *ack_num***Description:** The TCP connection is closing, and we sent a FIN.

TCP.053**Level:** C-INFO**Short Syntax:** TCP.053 get buf fld - cannot snd pkt**Long Syntax:** TCP.053 get buf failed - cannot send packet**Description:** The router is running out of iorbs, getbuf failed, so we cannot send a packet.

TCP.054**Level:** C-INFO**Short Syntax:** TCP.054 xmit buf too large (*requested_amount*, clipped to *clipped_amount***Long Syntax:** TCP.054 transmit buffer too large for listen/open (*requested_amount*), clipped to (*clipped_amount*)**Description:** The transmit buffer size requested for a TCP connection is too large to be allocated by the system. TCP has selected in its place the largest chunk size available in the system.

TCP.055**Level:** C-INFO**Short Syntax:** TCP.055 rcv buf too large (*requested_amount*, clipped to *clipped_amount***Long Syntax:** TCP.055 receive buffer too large for listen/open (*requested_amount*), clipped to (*clipped_amount*)**Description:** The receive buffer size requested for a TCP connection is too large to be allocated by the system. TCP has selected in its place the largest chunk size available in the system.

TCP.056**Level:** UE-ERROR**Short Syntax:** TCP.056 6 Duplicate acks with seqnum *seq_num* ack num *ack_num* wndw *window***Long Syntax:** TCP.056 6 ACKs seen with with sequence number *seq_num* and acknowledge number *ack_num* window *window***Description:** Fast Retransmit has sent the missing segment. New data should have been ACKed. Other end might be down or congested.

TCP.057**Level:** UE-ERROR**Short Syntax:** TCP.057 New data (*tcp_ack*) ACKed after *tcp_dupack* dups**Long Syntax:** TCP.057 Sequence number *tcp_ack* ACKnowledged after processing *tcp_dupack* duplicate ACKs**Description:** TCP counts ACKs which acknowledge data which was previously acknowledged. After 3 exactly duplicate ACKs are received, the apparently lost data segment is retransmitted. Whenever new data is acknowledged, this message is printed (with the total number of exactly duplicate ACKs) and the counter is cleared.

Trivial File Transfer Protocol (TFTP)

This chapter describes Trivial File Transfer Protocol (TFTP) messages. For information on message content and how to use the message, refer to the Introduction.

TFTP.001

Level: UI-ERROR

Short Syntax: TFTP.001 xfer max exceeded

Long Syntax: TFTP.001 simultaneous transfer maximum exceeded

Description: There is a maximum number of simultaneous TFTP transfers supported; a request (either local or remote) was made while this maximum number of TFTP transfers were already in progress.

TFTP.002

Level: UI-ERROR

Short Syntax: TFTP.002 unknwn rqst opcode: *opcode*

Long Syntax: TFTP.002 unknown TFTP request opcode: *opcode*

Description: Unknown TFTP request opcode was received.

TFTP.003

Level: UI-ERROR

Short Syntax: TFTP.003 accs viol fn: *filename_requested*

Long Syntax: TFTP.003 access violation filename: *filename_requested*

Description: A TFTP file transfer request (either local or remote) failed because of a TFTP access control violation.

TFTP.004

Level: UI-ERROR

Short Syntax: TFTP.004 no UDP port avail

Long Syntax: TFTP.004 no UDP port available

Description: A TFTP file transfer request (either local or remote) failed because no UDP port was available.

TFTP.005

Level: UI-ERROR

Short Syntax: TFTP.005 no bfr avail

Long Syntax: TFTP.005 no buffer available

Description: A TFTP request failed for lack of buffers.

TFTP.006**Level:** CI-ERROR**Short Syntax:** TFTP.006 2nd srvr regd**Long Syntax:** TFTP.006 second TFTP server registered**Description:** Only one TFTP server can be active at any one time; a second server has been registered by software and the previous server has been deactivate.

TFTP.007**Level:** UE-ERROR**Short Syntax:** TFTP.007 unexp data pkt rcv**Long Syntax:** TFTP.007 unexpected TFTP data packet received**Description:** A TFTP packet on an inactive connection was received.

TFTP.008**Level:** UE-ERROR**Short Syntax:** TFTP.008 unexp xfer term: *reason_code*, tid *transfer_id***Long Syntax:** TFTP.008 TFTP transfer unexpected termination: *reason_code*, transfer id *transfer_id***Description:** A TFTP transfer has terminated prematurely; reason code provided.

TFTP.009**Level:** C-INFO**Short Syntax:** TFTP.009 normal xfer cmplt, tid *transfer_id***Long Syntax:** TFTP.009 TFTP transfer completed normally, transfer id *transfer_id***Description:** A TFTP transfer has completed normally.

TFTP.010**Level:** CE-ERROR**Short Syntax:** TFTP.010 sorc appren avrtd, blk *block* exp *expected_block* tid *transfer_id***Long Syntax:** TFTP.010 sorcerer's apprentice bug avoided, block *block* expected *expected_block* transfer id *transfer_id***Description:** The fix to a bug called the sorcerer's apprentice is to not retransmit old TFTP data packets in response to out-of-sequence TFTP acks; this has just occurred. The block number of the ack received and of the ack expected are displayed.

TFTP.011**Level:** UE-ERROR**Short Syntax:** TFTP.011 xfer timeout, tid *transfer_id***Long Syntax:** TFTP.011 TFTP transfer network timeout, transfer id *transfer_id***Description:** TFTP transfer failed due to timeout on the network.

TFTP.012**Level:** U-INFO**Short Syntax:** TFTP.012 ack pkt retrns, blk *block* tid *transfer_id***Long Syntax:** TFTP.012 TFTP ack packet retransmission, block number *block* transfer id *transfer_id***Description:** A TFTP ack packet was retransmitted in response to an out-of-sequence data packet received.

TFTP.013**Level:** U-INFO**Short Syntax:** TFTP.013 data pkt retrns, blk *block* tid *transfer_id***Long Syntax:** TFTP.013 TFTP data packet retransmission, block number *block* transfer id *transfer_id***Description:** A TFTP packet was retransmitted on expiration of a timer.

TFTP.014**Level:** C-INFO**Short Syntax:** TFTP.014 rmt *type* req acctpd, tid *transfer_id***Long Syntax:** TFTP.014 remote TFTP *type* request accepted, transfer id *transfer_id***Description:** A remote TFTP transfer request has been accepted.

TFTP.015**Level:** C-INFO**Short Syntax:** TFTP.015 data pkt sent, blk *block* tid *transfer_id***Long Syntax:** TFTP.015 data packet sent, block number *block* transfer id *transfer_id***Description:** A TFTP data packet has been sent.

TFTP.016**Level:** C-INFO**Short Syntax:** TFTP.016 ack pkt sent, blk *block* tid *transfer_id***Long Syntax:** TFTP.016 ack packet sent, block number *block* transfer id *transfer_id***Description:** A TFTP ack packet has been sent.

TFTP.017**Level:** U-INFO**Short Syntax:** TFTP.017 req pkt retrns, tid *transfer_id***Long Syntax:** TFTP.017 request packet retransmitted, transfer id *transfer_id***Description:** A TFTP request packet has been retransmitted

TFTP.018**Level:** UE-ERROR**Short Syntax:** TFTP.018 remt req rej'd: *reason optional_details***Long Syntax:** TFTP.018 remote request rejected: *reason optional_details***Description:** A remote TFTP request was rejected for the reason shown. An optional second parameter provides further details.

TFTP.019**Level:** C-INFO**Short Syntax:** TFTP.019 *type* req sent, tid *transfer_id***Long Syntax:** TFTP.019 locally originated *type* request sent, transfer id *transfer_id***Description:** A locally originated TFTP request has been sent.

TFTP.020**Level:** C-INFO**Short Syntax:** TFTP.020 xfer abrted by usr**Long Syntax:** TFTP.020 locally originated TFTP transfer aborted at the console**Description:** Locally originated TFTP transfer was aborted at the console.

TFTP.021**Level:** C-INFO**Short Syntax:** TFTP.021 ack pkt rcvd blk *block* tid *trans_id***Long Syntax:** TFTP.021 ack packet received, block *block* transfer id *trans_id***Description:** A TFTP ack packet has been received.

TFTP.022**Level:** C-INFO**Short Syntax:** TFTP.022 data pkt rcvd blk *block* tid *trans_id***Long Syntax:** TFTP.022 data packet received, block *block* transfer id *trans_id***Description:** A TFTP data packet has been received.

TFTP.023**Level:** C-INFO**Short Syntax:** TFTP.023 unexp err pkt rcvd code *errcode colon_and_openquote errmsg closequote***Long Syntax:** TFTP.023 unexpected error packet received, code *errcode colon_and_openquote errmsg closequote***Description:** A unexpected TFTP error packet has been received.

TFTP.024**Level:** UE-ERROR**Short Syntax:** TFTP.024 lcl dev err *errmsg***Long Syntax:** TFTP.024 local device error, *errmsg***Description:** Error accessing one of the local device. *errmsg* describes the actual device and the type of error.

TFTP.025**Level:** ALWAYS**Short Syntax:** TFTP.025 Starting tftp of file *configFile* from *serverIpAddr***Long Syntax:** TFTP.025 Starting tftp of file *configFile* from *serverIpAddr***Description:** EasyStart is trying to download a specified file from a specified host.

TFTP.026**Level:** ALWAYS**Short Syntax:** TFTP.026 Open failed.**Long Syntax:** TFTP.026 Open failed.**Description:** Open failed.

TFTP.027**Level:** ALWAYS**Short Syntax:** TFTP.027 Transfer completed successfully. Writing to NVRAM.**Long Syntax:** TFTP.027 Transfer completed successfully. Writing to NVRAM.**Description:** Transfer completed successfully. Writing to NVRAM.

TFTP.028**Level:** ALWAYS**Short Syntax:** TFTP.028 Writing to NVRAM completed.**Long Syntax:** TFTP.028 Writing to NVRAM completed.**Description:** Writing to NVRAM completed.

TFTP.029**Level:** ALWAYS**Short Syntax:** TFTP.029 Transfer stopped due to a failure.**Long Syntax:** TFTP.029 Transfer stopped due to a failure.**Description:** Transfer stopped due to a failure.

Token Ring Network Interface (TKR)

This chapter describes Token Ring Network Interface (TKR) messages. For information on message content and how to use the message, refer to the Introduction.

TKR.001

Level: U-INFO

Short Syntax: TKR.001 unexp *type* frm *LLC_control* fm *source_MAC* ssap *source_SAP* dsap *dest_SAP* nt *network ID*

Long Syntax: TKR.001 Unexpected *type* frame *LLC_control* from *source_MAC*, ssap *source_SAP*, dsap *dest_SAP*, net *network ID*

Description: This message is generated when an unexpected 802.2 LLC frame type is received. Type may be I (information transfer) or S (supervisory). The frame was addressed to the router.

Cause: Host attempting to make 802.2 type 2 connection to router.

TKR.002

Level: P-TRACE

Short Syntax: TKR.002 unexp *type* brd fm *LLC_control* fm *source_MAC* ssap *source_SAP* dsap *dest_SAP* nt *network ID*

Long Syntax: TKR.002 Unexpected *type* broadcast frame *LLC_control* from *source_MAC*, ssap *source_SAP*, dsap *dest_SAP*, net *network ID*

Description: This message is generated when an unexpected 802.2 LLC frame type is received. Type may be I (information transfer) or S (supervisory). The frame was a broadcast.

Cause: Host attempting to make 802.2 type 2 connection to router.

TKR.003

Level: U-INFO

Short Syntax: TKR.003 unkn SNAP mfr cd *number* fm *source_MAC* nt *network ID*

Long Syntax: TKR.003 Unknown SNAP manufacturer code *number* from *source_MAC* net *network ID*

Description: This message is generated when a frame with an unknown organization code (not 000000) in the SNAP header is received. The frame was addressed to the router.

Cause: Host sending packets for unknown proprietary protocol using SNAP.

TKR.004

Level: P-TRACE

Short Syntax: TKR.004 unkn SNAP mfr code *number* fm *source_MAC* nt *network ID*

Long Syntax: TKR.004 Unknown SNAP manufacturer code *number* from *source_MAC* net *network ID*

Description: This message is generated when a frame with an unknown organization code (not 000000) in the SNAP header is received. The frame was a broadcast.

Cause: Host sending packets for unknown proprietary protocol using SNAP.

TKR.005**Level:** U-INFO**Short Syntax:** TKR.005 unkn SNAP type *type_code* fm *source_MAC* nt *network ID***Long Syntax:** TKR.005 Unknown SNAP type *type_code* from *source_MAC* net *network ID***Description:** This message is generated when a frame with an unknown SNAP type (within organization code 000000) is received. The frame was addressed to the router.**Cause:** Host sending packets for unknown Ethernet type using SNAP.

TKR.006**Level:** P-TRACE**Short Syntax:** TKR.006 unkn SNAP type *type_code* fm *source_MAC* nt *network ID***Long Syntax:** TKR.006 Unknown SNAP type *type_code* from *source_MAC* net *network ID***Description:** This message is generated when a frame with an unknown SNAP type (within organization code 000000) is received. The frame was a broadcast.**Cause:** Host sending packets for unknown Ethernet type using SNAP.

TKR.007**Level:** U-INFO**Short Syntax:** TKR.007 unkn SAP *sap_number* fm *source_MAC* nt *network ID***Long Syntax:** TKR.007 Unknown SAP *sap_number* from *source_MAC* net *network ID***Description:** This message is generated when a frame with an unknown destination SAP is received. The message was addressed to the router.**Cause:** Host sending packets for unknown protocol identifier (SAP).

TKR.008**Level:** U-INFO**Short Syntax:** TKR.008 unkn SAP *sap_number* fm *source_MAC* nt *network ID***Long Syntax:** TKR.008 Unknown SAP *sap_number* from *source_MAC* net *network ID***Description:** This message is generated when a frame with an unknown destination SAP is received. The message was a broadcast.**Cause:** Host sending packets for unknown protocol identifier (SAP).

TKR.009**Level:** U-INFO**Short Syntax:** TKR.009 unexp U frm *LLC_control* fm *source_MAC* ssap *source_SAP* dsap *dest_SAP* nt *network ID***Long Syntax:** TKR.009 Unexpected U frame *LLC_control* from *source_MAC*, ssap *source_SAP*, dsap *dest_SAP*, net *network ID***Description:** This message is generated when an unexpected 802.2 LLC U (unnumbered) frame type is received. (Only UI, XID, and TEST are supported.) The frame was addressed to the router.

TKR.010**Level:** P-TRACE**Short Syntax:** TKR.010 unexp U frm *LLC_control* fm *source_MAC* ssap *source_SAP* dsap *dest_SAP* nt *network ID***Long Syntax:** TKR.010 Unexpected U frame *LLC_control* from *source_MAC*, ssap *source_SAP*, dsap *dest_SAP*, net *network ID***Description:** This message is generated when an unexpected 802.2 LLC U (unnumbered) frame type is received. (Only UI, XID, and TEST are supported.) The frame was a broadcast.

TKR.011**Level:** U-TRACE**Short Syntax:** TKR.011 add new RIF to *MAC_address* (*RIF header*) nt *network ID***Long Syntax:** TKR.011 Added new RIF to *MAC_address* (*RIF header*), net *network ID***Description:** This message is generated when a new RIF is added to the 802.5 MAC address to RIF translation cache. The first 32 bits of the RIF header are displayed 16 bits at a time.

TKR.012**Level:** C-TRACE**Short Syntax:** TKR.012 xtra RIF to *MAC_address* dscd nt *network ID***Long Syntax:** TKR.012 Extraneous RIF to *MAC_address* discarded, net *network ID***Description:** This message is generated when additional RIF responses are received for a request which has already been satisfied.**Cause:** Redundant source routes to destination.**Action:** None. This is a normal event when there are source routing bridges in parallel.

TKR.014**Level:** UI-ERROR**Short Syntax:** TKR.014 *selftest_phase* fld *error_condition* nt *network***Long Syntax:** TKR.014 *selftest_phase* failed: *error_condition*, network *network***Description:** The self-test for the 802.5 Token-Ring card has reported an error during self-test. The phases are "Initial test", "Board reset", "Configuration", "Open", "Open: Lobe media test", "Open: Physical insertion", "Open: Address verification", "Open: Roll call poll", "Open: Request parameters", "Packet output", and "Packet receive". See message TKR-45 for IBM Token-Ring self-test failures.**Cause:** In the "Initial test" phase, the error is "Buffer unavail". This indicates that there is a severe packet buffer shortage in the router.**Action:** Increase memory size, or decrease size of routing tables.**Cause:** In the "Board reset" phase, the error can be one of: "Initial test error", "Adaptor ROM CRC error", "Adaptor RAM error", "Instruction Test error", "Context/Interrupt Test error", "Protocol Handler Hardware Err", or "System Interface Register Err". Any of these indicate internal problems within the adapter chipset.**Action:** Probable hardware failure of interface. Replace.**Cause:** In the "Configuration" phase, the error can be one of: "Invalid init block", "Invalid options", "Invalid receive burst", "Invalid transmit burst", "Invalid DMA abort threshold", "Invalid SCB", "Invalid SSB", "DIO Parity", "DMA timeout", "DMA parity", "DMA bus error", "DMA data error", or "Adaptor check". These can indicate a hardware problem within the chipset, or a software problem.

Action: Probable hardware failure of interface. Replace.

Cause: In the "Open" phase, the error can be one of: "Node address error", "List size error", "Buffer size error", "Expansion RAM error", "Transmit buffer count", or "Invalid open option". These can indicate a hardware problem within the chipset, or a software problem.

Action: Probable hardware failure of interface. Replace.

Cause: In the "Open: Lobe media test", "Open: Physical insertion", "Open: Address verification", "Open: Participation in ring poll", and "Open: Request initialization" phases, the error can be one of: "Function failure", "Signal loss", "Timeout", "Ring failure", "Ring beaconing", "Duplicate node Address", "Request initialization", "Remove received", or "IMPL force received". These are indications of failures in the process of the MAC algorithms for joining the ring. The problem is probably in the ring or the cabling, not the interface.

Action: Investigate network problems in 802.5 ring that the interface is attempting to connect to.

Cause: In the "Packet output" phase, the error is "Unknown". The self-test packet that was sent by the node to itself did not have the address recognized bit set upon the completion of transmission.

Action: Investigate network problems, possible hardware problem.

Cause: In the "Packet input" phase, the error is "Unkown". The self-test packet that was sent by the node to itself was not received within half a second.

Action: Investigate network problems, possible hardware problem.

TKR.015

Level: UI-ERROR

Short Syntax: TKR.015 dwn sts cls nt *network*

Long Syntax: TKR.015 Down, ring status close indication, network *network*

Description: The interface has automatically removed itself from the ring due to some serious error condition. This may be one of "Lobe wire fault", "Auto-removal error", or "Remove received". The interface will attempt to join the ring again, and may come up again.

Cause: There is a hardware problem with the ring or the interface. The exact cause is not logged, but these errors are counted, and the counters in the +interface command should indicate what the problem is.

Action: Look at the interface counters. "Lobe wire fault" indicates a problem with the network. "Auto-removal error" indicates internal problems with the interface. "Remove received" indicates that a network management station has instructed this station to leave the ring.

TKR.016

Level: UI-ERROR

Short Syntax: TKR.016 dwn adap chk *adapter_check_code* nt *network*

Long Syntax: TKR.016 Down, adapter check *adapter_check_code*, network *network*

Description: The interface has been brought down because of an adaptor status check. The interface will not be self-tested, and will not come back up automatically. The *adapter_check_code* indicates which error occurred.

Cause: The adapter has detected a severe unrecoverable internal failure.

Action: If the problem persists, have the interface replaced.

TKR.017**Level:** UI-ERROR**Short Syntax:** TKR.017 pkt sz *configured_size* too big for 4 Mbps, limiting to *maximum_size*, nt *network***Long Syntax:** TKR.017 Packet size *configured_size* too big for 4 Megabit/Second, limiting to *maximum_size*, network *network***Description:** The user has set the packet size for the 802.5 network larger than is allowed for a 4 Megabit/second network. The 8144, 11407, and 17800 byte sizes are only legal on a 16 Megabit/second network.

TKR.018**Level:** UI-ERROR**Short Syntax:** TKR.018 16 Mbps not supp on dev, net *network***Long Syntax:** TKR.018 16 Megabits/second speed not supported on device, network *network***Description:** The user has set the network speed to 16 Megabits/second, but the interface in the router does not have the capability to operate at the 16 Megabits/second speed. The network will be operated at the 4 Megabits/second speed.

TKR.019**Level:** UE-ERROR**Short Syntax:** TKR.019 runt pkt (*length*) frm *source_address*, net *network***Long Syntax:** TKR.019 runt packet (*length* bytes) from node *source_address*, network *network***Description:** A packet has been received which is too short to contain the MAC and LLC headers.**Cause:** External error.

TKR.020**Level:** UE-ERROR**Short Syntax:** TKR.020 DN bd ln *actual_length* *claimed_length* *source_MAC_address* -> *destination_MAC_address* nt *network***Long Syntax:** TKR.020 DECnet packet received with a bad length actual *actual_length* claimed *claimed_length* from *source_MAC_address* to *destination_MAC_address* network *network***Description:** A DECnet packet was received with a length field that was larger than the actual length of the packet.

TKR.021**Level:** P-TRACE**Short Syntax:** TKR.021 LOOP rcv *source_MAC_address* -> *destination_MAC_address*, nt *network***Long Syntax:** TKR.021 Loopback Protocol frame received from *source_MAC_address* to *destination_MAC_address*, network *network***Description:** An Ethernet Loopback Protocol (Configuration Testing Protocol) packet was received.

TKR.022**Level:** UE-ERROR**Short Syntax:** TKR.022 LOOP odd skip *count*, *source_MAC_address* -> *destination_MAC_address*, nt *network***Long Syntax:** TKR.022 Loopback Protocol, odd skipCount *count* from *source_MAC_address* to *destination_MAC_address*, network *network***Description:** An Ethernet Loopback Protocol (Configuration Testing Protocol) packet had an odd skipCount in the packet. It will be discarded.**Cause:** Programming error on remote node.

TKR.023**Level:** UE-ERROR**Short Syntax:** TKR.023 LOOP bad skip *count*, *source_MAC_address* -> *destination_MAC_address*, nt *network***Long Syntax:** TKR.023 Loopback Protocol, bad skipCount *count* from *source_MAC_address* to *destination_MAC_address*, network *network***Description:** An Ethernet Loopback Protocol (Configuration Testing Protocol) packet had a skipCount in the packet that points to beyond the end of the packet. It will be discarded.**Cause:** Programming error on remote node.

TKR.024**Level:** P-TRACE**Short Syntax:** TKR.024 LOOP func *function* not forw, *source_MAC_address* -> *destination_MAC_address*, nt *network***Long Syntax:** TKR.024 Loopback Protocol, function *function* not Forward Data from *source_MAC_address* to *destination_MAC_address*, network *network***Description:** An Ethernet Loopback Protocol (Configuration Testing Protocol) packet did not have a function code of forward (2). It will be discarded.**Cause:** Function code was reply (1), because we were the ultimate destination of this packet.**Action:** None.

TKR.025**Level:** UE-ERROR**Short Syntax:** TKR.025 LOOP mc fwd dst *forward_MAC_address*, *source_MAC_address* -> *destination_MAC_address*, nt *network***Long Syntax:** TKR.025 Loopback Protocol, multicast forward address *forward_MAC_address* from *source_MAC_address* to *destination_MAC_address*, network *network***Description:** An Ethernet Loopback Protocol (Configuration Testing Protocol) packet has a forward address that is a multicast. It will be discarded.**Cause:** Programming error in remote node.

TKR.026**Level:** P-TRACE**Short Syntax:** TKR.026 LOOP fwd *source_MAC_address* -> *forward_MAC_address*, nt *network***Long Syntax:** TKR.026 Loopback Protocol, forwarding from *source_MAC_address* to *forward_MAC_address*, network *network***Description:** An Ethernet Loopback Protocol (Configuration Testing Protocol) packet is being forwarded to the specified next hop.

TKR.027**Level:** UI-ERROR**Short Syntax:** TKR.027 LOOP fwd to *forward_Ethernet_address* dsc, rsn *code*, nt *network***Long Syntax:** TKR.027 Loopback protocol, forward to *forward_Ethernet_address* discarded, for reason *code*, network *network***Description:** An Ethernet Loopback Protocol (Configuration Testing Protocol) packet could not be forwarded to the specified address, for the reason specified by code.

TKR.028**Level:** UI-ERROR**Short Syntax:** TKR.028 rif table corruption for nt *network***Long Syntax:** TKR.028 rif related functions failed because of rif table corruption on network *network***Description:** The rif table is corrupted.

TKR.029**Level:** P_TRACE**Short Syntax:** TKR.029 rif entry is being removed entry *hardware_address protocol_type* nt *network***Long Syntax:** TKR.029 rif aging function is removing entry *hardware_address protocol_type* network *network***Description:** The rif entry aging function is removing an entry from the rif table.

TKR.030**Level:** UI_ERROR**Short Syntax:** TKR.030 MAC frm typ *mac_frametype* unex from *hardware_address* nt *network***Long Syntax:** TKR.030 MAC frame type *mac_frametype* unexpected from *hardware_address* network *network***Description:** The handler received a frame with an unexpected frame type.

TKR.031**Level:** P_TRACE**Short Syntax:** TKR.031 Main rcd on nt *network***Long Syntax:** TKR.031 Maintenance packet received on net *network***Description:** The handler received a maintenance packet.

TKR.032**Level:** P_TRACE**Short Syntax:** TKR.032 test frm *mac_address*, src sap *source_sap*, nt *network***Long Syntax:** TKR.032 test packet from *mac_address*, source sap *source_sap*, net *network***Description:** The handler received a test message.

TKR.033**Level:** P_TRACE**Short Syntax:** TKR.033 xid frm *mac_address*, sap *source_sap*, nt *network***Long Syntax:** TKR.033 xid packet received from *mac_address*, source sap *source_sap*, net *network***Description:** The handler received an xid message.

TKR.034**Level:** UI_ERROR**Short Syntax:** TKR.034 unable to allocate buffer in handler**Long Syntax:** TKR.034 unable to allocate buffer in handler**Description:** The handler was unable to allocate a buffer.**Cause:** The free buffer pool is getting low or there was a temporary shortage of free buffers. The handler will attempt to recover, but this situation could be a sign of an eventual meltdown. If large numbers of these errors are reported, be advised that there is probably a major configuration problem.

TKR.035**Level:** U-TRACE**Short Syntax:** TKR.035 new RIF (*RIF*) for *MAC_address* nt *network ID***Long Syntax:** TKR.035 new RIF (*RIF*) for *MAC_address* net *network ID***Description:** This message is generated when a new RIF is added to the 802.5 MAC address to RIF translation cache.

TKR.036**Level:** ALWAYS**Short Syntax:** TKR.036 can't set 2nd grp addr *MAC_address***Long Syntax:** TKR.036 can't set 2nd group address *MAC_address***Description:** The Token-Ring hardware can only support one group address. A second address is being attempted to be installed.

TKR.037**Level:** ALWAYS**Short Syntax:** TKR.037 Net *network ID*, Unkn SRT Cmd Completion code - *SRT_Completion*. Being restarted**Long Syntax:** TKR.037 Network *network ID*, Has Received an Unknown SRT Command Completion code - *SRT_Completion*. Interface being restarted**Description:** The Token-Ring board has returned an unexpected SRT Completion Code. This will cause the interface to enter self-test.

TKR.038

Level: ALWAYS

Short Syntax: TKR.038 Net *network ID*, Cmnd to TKR failed - invld param(s). Being restarted

Long Syntax: TKR.038 Network *network ID*, Command to Token Ring Adapter failed - invalid parameter(s). Interface being restarted

Description: The Token-Ring board has returned an illegal parameter status code indicating that one or more of the parameters passed to it were invalid. This will cause the interface to re-initialize.

TKR.039

Level: ALWAYS

Short Syntax: TKR.039 Net *network ID*, Unkn TKR Cmd Completion code - *Completion_Code*. Being restarted

Long Syntax: TKR.039 Network *network ID*, Unknown Command Completion code - *Completion_Code*. Interface being restarted

Description: The Token-Ring board has returned an unexpected Completion Code. This will cause the interface to re-initialize.

TKR.040

Level: ALWAYS

Short Syntax: TKR.040 Net *network ID*, Invld Command *Command* rcvd in tm_ioctl. Being restarted

Long Syntax: TKR.040 Network *network ID*, Invalid Command *Command* received by tm_ioctl from handler. Interface being restarted

Description: The tm_ioctl routine has received an invalid command from the device handler. This will cause the interface to re-initialize.

TKR.041

Level: ALWAYS

Short Syntax: TKR.041 Net *network ID*, Invld Interrupt rcvd *Interrupt* from TKR adapter. Being restarted

Long Syntax: TKR.041 Network *network ID*, Invalid Interrupt *Interrupt* received from the TKR adapter. Interface being restarted

Description: The interrupt service routine has received an invalid interrupt from the adapter card. This will cause the interface to re-initialize.

TKR.042

Level: ALWAYS

Short Syntax: TKR.042 Net *network ID*, Invld Interrupt rcvd *Interrupt* from TKR adapter. Being restarted

Long Syntax: TKR.042 Network *network ID*, Invalid Interrupt *Interrupt* received from the TKR adapter. Interface being restarted

Description: The interrupt service routine has received an invalid interrupt from the adapter card. This will cause the interface to re-initialize.

TKR.043**Level:** UE-ERROR**Short Syntax:** TKR.043 drop IPX pkt w/ *encap_seen* encaps - using *encap_used* encaps on int *intnum***Long Syntax:** TKR.043 dropped IPX pkt with encaps *encap_seen* using *encap_used* on interface *intnum***Description:** This message is generated when an IPX packet is received with an encapsulation other than that which has been selected for this interface**Cause:** Normal for networks using multiple encapsulations on a single wire.**Action:** None needed.

TKR.044**Level:** UE-ERROR**Short Syntax:** TKR.044 odd RIF len frm *MAC_address*; pkt drpd nt *network ID***Long Syntax:** TKR.044 odd RIF length from *MAC_address*; packet dropped on net *network ID***Description:** The length byte in the RIF header was odd, which is illegal. The packet was dropped.

TKR.045**Level:** UI-ERROR**Short Syntax:** TKR.045 *selftest_phase* fld *error_condition* nt *network***Long Syntax:** TKR.045 *selftest_phase* failed: *error_condition*, network *network***Description:** The self-test for the IBM 802.5 Token-Ring has reported an error during self-test. This message can often serve as a useful quick primitive diagnostic tool for the Token-Ring hardware. The phases are "reset", "load loader (part 1)", "load loader (part 2)", "download microcode", "check downloaded microcode", "Configuration", "Read interesting pointers", "open: lobe media test", "open: physical insertion", "open: address verification", "open: participation in ring poll", "open: request initialization", "Set bridge params", "Set STE wanted", "Packet output", "Packet receive", "SRT Config", "Set func/group address", "Unknown Test".**Cause:** open: lobe media test: function failure.**Action:** This is a basic cable problem. Check the cable. Check that router configuration has the correct media cable setting, that is, UTP or STP.**Cause:** open: physical insertion fld ring beaconing. The Token-Ring is beaconing. This is usually due to one station having a misconfigured speed.**Action:** Check that router configuration has the correct speed setting, that is, 4 Mbps or 16 Mbps. Check that all the stations in your ring are set to the same speed. Check for physical breaks in the Token-Ring.**Cause:** open: address verification fld duplicate node address. The MAC address for this interface is a duplicate on the ring.**Action:** Check that router configuration has the correct MAC address for this interface. Verify the other stations on your ring for a duplicate address.**Cause:** Any of the "reset", "load loader (part 1)", "load loader (part 2)", "download microcode", "check downloaded microcode" phases.**Action:** Probable hardware failure of interface. Replace.**Cause:** In the "Configuration" phase, the error can be one of: "initial test error", "microcode crc error", "adapter ram error", "instruction test error", "context/interrupt test error", "protocol

handler hardware err", "system interface register err", "invalid parameter length", "invalid options", "invalid receive burst", "invalid transmit burst", "invalid dma abort threshold", "invalid dma test address", "dio parity", "dma timeout", "dma parity", "dma bus error", "dma data error", "adapter check".

Action: These are the failures from the diagnostics run by the adapter. Probable hardware failure of interface. Replace if it persists.

Cause: In the "Open" phase, the error can be one of: "Node address error", "List size error", "Buffer size error", "Expansion RAM error", "Transmit buffer count error", or "Invalid open option".

Action: Probable hardware failure of interface. Replace.

Cause: The "open: lobe media test", "open: physical insertion", "open: address verification", "open: participation in ring poll", "open: request initialization" phases. The open operation has failed.

Action: These are fixable a lot of the time. The usual failures have already been described above. Check cable configuration and speed again. Investigate network or cabling problems, possible hardware problem.

Cause: Phases "Set bridge params", "Set STE wanted", "SRT Config", "Set func/group address" are phases related to setting the token-ring for bridging, group address, functional addresses, etc.

Action: This is more likely to be a software problem since the Token-Ring is already up and running successfully.

Cause: Packet output fld unknown. The Token-Ring driver could not send a test packet. This is more likely to be a software problem, such as the buffers within the router are exhausted.

Action: Restart router if it persists.

Cause: Packet receive fld unknown. The Token-Ring driver was unable to send a test packet around the ring and receive it.

Action: Check for an unusually large amount of traffic on the ring.

Panic tkrMacTooManyReg

Short Syntax: tkr_regMacAddrUpCall: too many registered

Description: Internal problem.

Cause: Software bug.

Action: Inform customer service.

Panic tkrMacStsTooManyReg

Short Syntax: tkr_regStatusUpCall: too many registered

Description: Internal problem.

Cause: Software bug.

Action: Inform customer service.

Panic tkrMacXmitTooManyReg

Short Syntax: tkr_regXmitpCall: too many registered

Description: Internal problem.

Cause: Software bug.

Action: Inform customer service.

User Datagram Protocol (UDP)

This chapter describes User Datagram Protocol (UDP) messages. For information on message content and how to use the message, refer to the Introduction.

UDP.003

Level: UE-ERROR

Short Syntax: UDP.003 dsc pkt frm *source_ip_address* bd len *length*

Long Syntax: UDP.003 Discarded packet from *source_ip_address*, bad length *length*

Description: This message is generated when a packet is discarded because it had a UDP length greater than its IP length.

UDP.004

Level: UE-ERROR

Short Syntax: UDP.004 bd cksm clc *checksum* rcv *checksum*

Long Syntax: UDP.004 Bad checksum - calculated *checksum*, received *checksum*

Description: This message is generated when a packet is discarded because it had a bad checksum.

UDP.005

Level: U-TRACE

Short Syntax: UDP.005 rcvd pkt frm (*source_IP_address*, prt *udp_port_number*, nt *Network ID*)

Long Syntax: UDP.005 received packet from (*source_IP_address*, port *udp_port_number*, net *Network ID*)

Description: A UDP datagram has been received on a particular interface. The port number is included in the message.

UDP.006

Level: U-TRACE

Short Syntax: UDP.006 fwd pkt to *destination_IP_address* on prt *udp_port_number*

Long Syntax: UDP.006 Forwarding packet to *destination_IP_address* on udp port *udp_port_number*

Description: A UDP datagram is being forwarded to a particular destination. The port number is included in the message.

Banyan Vines (VN)

This chapter describes Banyan Vines (VN) messages. For information on message content and how to use the message, refer to the Introduction.

VN.001

Level: P-TRACE

Short Syntax: VN.001 *source_vines_network: source_vines_subnet -> destination_vines_network: destination_vines_subnet*

Long Syntax: VN.001 Accepting packet from *source_vines_network: source_vines_subnet* for *destination_vines_network: destination_vines_subnet*

Description: This message is generated for each VINES packet that successfully passes through the forwarder.

VN.002

Level: CI-ERROR

Short Syntax: VN.002 *drp pkt source_vines_network: source_vines_subnet -> destination_vines_network: destination_vines_subnet rsn reason_code, nt Network ID*

Long Syntax: VN.002 Dropping packet from *source_vines_network: source_vines_subnet* to *destination_vines_network: destination_vines_subnet* for reason *reason_code*, net *Network ID*

Description: This message is generated when a packet is not accepted for transmission on a network. The reason code specifies the reason that the packet was dropped.

VN.003

Level: C-TRACE

Short Syntax: VN.003 *no rte for pkt source_vines_network: source_vines_subnet -> destination_vines_network: destination_vines_subnet*

Long Syntax: VN.003 No route for packet from *source_vines_network: source_vines_subnet* to *destination_vines_network: destination_vines_subnet*

Description: This message is generated when no route can be found for a data packet.

VN.004

Level: U-TRACE

Short Syntax: VN.004 *cant alloc for bcast frm source_vines_network: source_vines_subnet*

Long Syntax: VN.004 Cannot allocate buffer to broadcast packet from *source_vines_network: source_vines_subnet*

Description: This message is generated when the router receives a broadcast packet and cannot broadcast it out all its interfaces because of a buffer shortage.

VN.005**Level:** UE-ERROR**Short Syntax:** VN.005 pkt In *packet_length* too small *source_vines_network*:
source_vines_subnet -> *destination_vines_network*: *destination_vines_subnet* nt *Network ID***Long Syntax:** VN.005 Packet length (*packet_length*) under minimum VINES packet size
from *source_vines_network*: *source_vines_subnet* to *destination_vines_network*:
destination_vines_subnet net *Network ID***Description:** A packet with a length less than the minimum VINES length was received.**Cause:** Problem with source node.**Action:** If problem persists, check source node.

VN.006**Level:** UE-ERROR**Short Syntax:** VN.006 pkt In *packet_length* too large *source_vines_network*:
source_vines_subnet -> *destination_vines_network*: *destination_vines_subnet* nt *Network ID***Long Syntax:** VN.006 Packet length (*packet_length*) over maximum VINES packet size
from *source_vines_network*: *source_vines_subnet* to *destination_vines_network*:
destination_vines_subnet net *Network ID***Description:** A packet with a length greater than the maximum VINES length was received.**Cause:** Problem with source node.**Action:** If problem persists, check source node.

VN.007**Level:** UE-ERROR**Short Syntax:** VN.007 pkt trunc *specified_length* pkt In *true_length* *source_vines_network*:
source_vines_subnet -> *destination_vines_network*: *destination_vines_subnet* nt *Network ID***Long Syntax:** VN.007 Packet truncated from *specified_length* to *true_length* bytes from
source_vines_network: *source_vines_subnet* for *destination_vines_network*:
destination_vines_subnet net *Network ID***Description:** This message is generated when the packet length specified in the header is
greater than the packet buffer length.**Cause:** Packet corruption in transit.**Action:** If problem persists, check networks and routers.**Cause:** Programming error in remote node.

VN.008**Level:** CE-ERROR**Short Syntax:** VN.008 hop cnt zero *source_vines_network*: *source_vines_subnet* ->
destination_vines_network: *destination_vines_subnet***Long Syntax:** VN.008 Hop count expired on packet from *source_vines_network*:
source_vines_subnet for *destination_vines_network*: *destination_vines_subnet***Description:** This message is generated when a packet is discarded because the hop
count expired.

VN.009**Level:** C-TRACE**Short Syntax:** VN.009 snd ICP pkt for unrch dest *source_vines_network*:
source_vines_subnet -> *destination_vines_network*: *destination_vines_subnet***Long Syntax:** VN.009 Sending ICP unreachable packet to source *source_vines_network*:
source_vines_subnet for destination *destination_vines_network*: *destination_vines_subnet***Description:** This message is generated when an ICP packet is returned to the source of a packet with an unreachable destination.

VN.010**Level:** UE-ERROR**Short Syntax:** VN.010 bd hdr cks frm *source_vines_network*: *source_vines_subnet*, expct
expected_checksum, gt *actual_checksum*, nt *Network ID***Long Syntax:** VN.010 Bad header checksum in packet from *source_vines_network*:
source_vines_subnet, expected *expected_checksum*, got *actual_checksum*, nt *Network ID***Description:** This message is generated when a packet destined for the local router has an invalid checksum.**Cause:** Most likely, this is a damaged packet. It may be that another node is building an incorrect header.**Action:** If the problem persists, examine a line trace to determine where the packet is being damaged.

VN.011**Level:** U-INFO**Short Syntax:** VN.011 q ovrf *source_vines_network*: *source_vines_subnet* ->
destination_vines_network: *destination_vines_subnet* net *network ID***Long Syntax:** VN.011 Queue overflow on packet from *source_vines_network*:
source_vines_subnet for *destination_vines_network*: *destination_vines_subnet* from net
*network ID***Description:** This message is generated when the forwarder must discard a packet because of a queue overflow.

VN.012**Level:** UI-ERROR**Short Syntax:** VN.012 cant alloc for ICP to *destination_vines_network*:
*destination_vines_subnet***Long Syntax:** VN.012 Cannot allocate a buffer for an ICP message to node
destination_vines_network: *destination_vines_subnet***Description:** This message is generated when the router cannot send an ICP message due to no buffers.

VN.013**Level:** C-INFO**Short Syntax:** VN.013 rcv echo frm *neighbor_hardware_address* nt *network ID***Long Syntax:** VN.013 Received echo packet from *neighbor_hardware_address* net *network ID***Description:** This message is generated when the router receives a VINES IP Echo packet.

VN.014**Level:** CI-ERROR**Short Syntax:** VN.014 cant snd echo rpl to *neighbor_hardware_address* rsn *reason_code* nt *network ID***Long Syntax:** VN.014 Cannot send echo packet to *neighbor_hardware_address* for reason *reason_code* net *network ID***Description:** This message is generated when the router receives a VINES IP Echo packet and cannot respond to it. The reason code specifies the reason that the router could not send the response.

VN.015**Level:** P-TRACE**Short Syntax:** VN.015 dsc pkt *source_vines_network: source_vines_subnet* -> *destination_vines_network: destination_vines_subnet* nt *Network ID* no VINES**Long Syntax:** VN.015 Discarded packet from *source_vines_network: source_vines_subnet* for *destination_vines_network: destination_vines_subnet* net *Network ID*, no VINES forwarder**Description:** This message is generated by the fake VINES forwarder for each packet which is received on an interface that is not enabled for VINES.

VN.016**Level:** UE-ERROR**Short Syntax:** VN.016 bd brdc hdr cks frm *source_vines_network: source_vines_subnet*, expt *expected_checksum*, gt *actual_checksum*, nt *Network ID***Long Syntax:** VN.016 Bad broadcast header checksum in packet from *source_vines_network: source_vines_subnet*, expected *expected_checksum*, got *actual_checksum*, net *Network ID***Description:** This message is generated when a packet that is part of a VINES link level broadcast arrives at the router with an invalid checksum.**Cause:** Most likely, this is a damaged packet. It may be that another node is building an incorrect header.**Action:** If the problem persists, examine a line trace to determine where the packet is being damaged.

VN.017**Level:** U-INFO**Short Syntax:** VN.017 rcv pkt frm *source_vines_network: source_vines_subnet* prot *protocol* no svr nt *Network ID***Long Syntax:** VN.017 Packet from *source_vines_network: source_vines_subnet*, protocol *protocol*; no server net *Network ID***Description:** This message is generated when a packet arrives for an unknown protocol. The packet is destined for the local router.

VN.018**Level:** C-TRACE**Short Syntax:** VN.018 brd pkt *source_vines_network: source_vines_subnet* prot *protocol* no svr nt *Network ID***Long Syntax:** VN.018 Broadcast packet from *source_vines_network: source_vines_subnet*, protocol *protocol*; no server net *Network ID***Description:** This message is generated when a VINES IP broadcast packet arrives for an unknown protocol.

VN.019**Level:** CE-ERROR**Short Syntax:** VN.019 rcv unk nonbrd pkt typ *packet_type* trprt ctrl *transport_control* info *information* for lcl rtr frm *source_vines_network: source_vines_subnet* nt *Network ID***Long Syntax:** VN.019 Received unknown non-broadcast packet of type *packet_type* transport control *transport_control* with info *information* for the local router from node *source_vines_network: source_vines_subnet* net *Network ID***Description:** This message is generated when a data packet is received that is destined for the local router. This should not happen, because the router does not support any VINES protocols higher than level three. The transport control field is from the VINES IP header. If the packet type is IPC (type 1) the info field contains the Destination Port number, and an IPC Error message is returned to the source node. Otherwise, the information field is meaningless.

VN.020**Level:** C-INFO**Short Syntax:** VN.020 rcv unk brd pkt typ *packet_type* trprt ctrl *transport_control* info *information* frm *source_vines_network: source_vines_subnet* nt *Network ID***Long Syntax:** VN.020 Received unknown broadcast data packet type *packet_type* transport control *transport_control* with info *information* from node *source_vines_network: source_vines_subnet* net *Network ID***Description:** This message is generated when a VINES IP broadcast data packet is received by the local router. The packet is discarded. The transport control field is from the VINES IP header. If the packet type is IPC (type 1) the info field contains the Destination Port number, and an IPC Error message is returned to the source node. Otherwise, the information field is meaningless.

VN.021**Level:** C-INFO**Short Syntax:** VN.021 rcv netrpc call msg frm *source_vines_network: source_vines_subnet* nt *Network ID*, no such nbr**Long Syntax:** VN.021 Received netrpc call message from node *source_vines_network: source_vines_subnet* net *Network ID*, no such neighbor**Description:** This message is generated when a VINES NetRPC packet containing a Call message is received by the local router, but the router does not have a record of the neighbor that the source node is requesting information about. A NetRPC Abort message is returned to the source node.

VN.022**Level:** C-INFO**Short Syntax:** VN.022 rcv netrpc call msg frm *source_vines_network*: *source_vines_subnet* port *port* nt *Network ID*, nbr exists**Long Syntax:** VN.022 Received netrpc call message from node *source_vines_network*: *source_vines_subnet* port *port* net *Network ID*, neighbor exists**Description:** This message is generated when a VINES NetRPC packet containing a Call message is received by the local router on the given IPC port. A NetRPC Return message is returned to the source node.

VN.023**Level:** U-INFO**Short Syntax:** VN.023 rcv rte pkt with hop cnt gtr than zero frm *source_vines_network*: *source_vines_subnet* nt *Network ID***Long Syntax:** VN.023 Received a routing packet with a hop count greater than zero from *source_vines_network*: *source_vines_subnet* net *Network ID***Description:** This message is generated when a routing update or routing response packet with a hop count of greater than zero was received. The packet is discarded.

VN.024**Level:** C-TRACE**Short Syntax:** VN.024 snd rte rsp to *destination_vines_network*: *destination_vines_subnet***Long Syntax:** VN.024 Sending routing response packet to node *destination_vines_network*: *destination_vines_subnet***Description:** This message is generated when this router is about to send a routing response packet.

VN.025**Level:** UI-ERROR**Short Syntax:** VN.025 cant alloc for rte rsp to nt *destination_vines_network***Long Syntax:** VN.025 Cannot allocate a buffer to send a routing response to network *destination_vines_network***Description:** This message is generated when the router attempts to send a routing response packet but cannot because no buffers are available.

VN.026**Level:** CE-ERROR**Short Syntax:** VN.026 rcv rte pkt on uncng int frm *source_vines_network*: *source_vines_subnet* nt *Network ID***Long Syntax:** VN.026 Received a routing packet on interface not configured for VINES from *source_vines_network*: *source_vines_subnet* net *Network ID***Description:** This message is generated when a routing update or routing response was received on an interface that is not configured to run VINES.

VN.027**Level:** P-TRACE**Short Syntax:** VN.027 snd rte pkt typ *routing_packet_type***Long Syntax:** VN.027 Sending a routing packet of type *routing_packet_type***Description:** This message is generated when the router is sending a routing packet. A type of 0 means the update contains only routing entries that have changed recently. A type of 1 means it is a full routing update. A type of 2 means it is a routing request packet (only sent on X.25 circuits). A type of 3 means the update contains changes intended only for X.25 circuits.

VN.028**Level:** U-TRACE**Short Syntax:** VN.028 rcv rte rsp frm *destination_vines_network: destination_vines_subnet***Long Syntax:** VN.028 Received routing response packet from *destination_vines_network: destination_vines_subnet***Description:** This message is generated when a routing response packet was received. The packet is accepted and processed.

VN.029**Level:** P-TRACE**Short Syntax:** VN.029 rcv rte upd frm *destination_vines_network: destination_vines_subnet* Network ID**Long Syntax:** VN.029 Received routing update packet from *destination_vines_network: destination_vines_subnet* net Network ID**Description:** This message is generated when a routing update packet is received.

VN.030**Level:** U-INFO**Short Syntax:** VN.030 cant alloc nbr tbl ent for *neighbor_vines_network: neighbor_vines_subnet***Long Syntax:** VN.030 Cannot allocate a neighbor table entry for neighbor *neighbor_vines_network: neighbor_vines_subnet***Description:** This message is generated when there are no neighbor table entries on the free list to hold information about the routing update that was just received. The routing update containing that information is discarded.

VN.031**Level:** U-INFO**Short Syntax:** VN.031 cant alloc nbr cache ent for *neighbor_vines_network: neighbor_vines_subnet***Long Syntax:** VN.031 Cannot allocate a neighbor cache entry for neighbor *neighbor_vines_network: neighbor_vines_subnet***Description:** This message is generated when there are no neighbor cache entries on the free list to hold information about neighbor Client nodes of the Service node that generated the routing update. The routing update containing that information is discarded.

VN.032**Level:** U-INFO**Short Syntax:** VN.032 add eql cst rte to nbr *neighbor_vines_network*:
neighbor_vines_subnet nt *Network ID***Long Syntax:** VN.032 Adding an equal cost route to neighbor *neighbor_vines_network*:
neighbor_vines_subnet net *Network ID***Description:** This message is generated when an additional, equal cost route to the same neighbor node is added. At this point, there will be at least two, equal cost routes to the same neighbor.

VN.033**Level:** U-INFO**Short Syntax:** VN.033 cant alloc net tbl ent for *destination_vines_network***Long Syntax:** VN.033 Cannot allocate a network table entry network
*destination_vines_network***Description:** This message is generated when there are no network table entries on the free list to hold information about the routing update that was just received. The routing update containing that information is discarded.

VN.034**Level:** U-INFO**Short Syntax:** VN.034 add eql cst rte for node *vines_network* nt *Network ID***Long Syntax:** VN.034 Adding an equal cost route for node *vines_network* net *Network ID***Description:** This message is generated when an additional, equal cost route to the same network node is added. At this point, there will be at least two, equal cost routes to the same network.

VN.035**Level:** U-INFO**Short Syntax:** VN.035 updt nt *destination_vines_network* mtrc *metric* via same
next_hop_vines_network: *next_hop_vines_subnet***Long Syntax:** VN.035 update route to net *destination_vines_network* at metric *metric* via
same neighbor *next_hop_vines_network*: *next_hop_vines_subnet***Description:** This message is generated when a new (better) route to the given destination has been learned via a routing update and has been installed.

VN.036**Level:** U-INFO**Short Syntax:** VN.036 nt *destination_vines_network* unrch inc met**Long Syntax:** VN.036 Marking network *destination_vines_network* unreachable due to
increased metric**Description:** This message is generated when a RTP packet was received that announced an increased metric to a destination network. The destination network is marked unreachable.

VN.037**Level:** C-TRACE**Short Syntax:** VN.037 rcv rte req frm *destination_vines_network: destination_vines_subnet***Long Syntax:** VN.037 Received routing request packet from *destination_vines_network: destination_vines_subnet***Description:** This message is generated when a routing request packet is received.

VN.038**Level:** UE-ERROR**Short Syntax:** VN.038 rcv rte red frm *destination_vines_network: destination_vines_subnet***Long Syntax:** VN.038 Received routing redirect packet from *destination_vines_network: destination_vines_subnet***Description:** This message is generated when a routing redirect packet is received. The packet is ignored.

VN.039**Level:** UE-ERROR**Short Syntax:** VN.039 rcv unkn rte pkt frm *destination_vines_network: destination_vines_subnet nt Network ID***Long Syntax:** VN.039 Received unknown sub-type of routing packet from *destination_vines_network: destination_vines_subnet net Network ID***Description:** This message is generated when a routing packet with an unknown sub-type is received.**Cause:** Confused remote node.**Action:** If this problem persists, debug the remote node.

VN.040**Level:** C-INFO**Short Syntax:** VN.040 rmv nbr entry node *neighbor_vines_network: neighbor_vines_subnet***Long Syntax:** VN.040 Removing neighbor entry for node *neighbor_vines_network: neighbor_vines_subnet***Description:** This message is generated when the local router has not received a routing packet from a neighbor node for six minutes.

VN.041**Level:** C-INFO**Short Syntax:** VN.041 rmv rtng entry node *destination_vines_network: destination_vines_subnet***Long Syntax:** VN.041 Removing routing entry for node *destination_vines_network: destination_vines_subnet***Description:** This message is generated when the local router has not received a routing packet about a Service node for six minutes.

VN.042**Level:** UI-ERROR**Short Syntax:** VN.042 cant alloc for rte upd**Long Syntax:** VN.042 Cannot allocate a buffer to send a routing update.**Description:** This message is generated when the router attempts to send a routing update packet but cannot because no buffers are available.

VN.043**Level:** UI-ERROR**Short Syntax:** VN.043 cant alloc for redir *source_vines_network: source_vines_subnet -> destination_vines_network: destination_vines_subnet* nt *Network ID***Long Syntax:** VN.043 Cannot allocate buffer for redirect packet for packet from *source_vines_network: source_vines_subnet* for *destination_vines_network: destination_vines_subnet* net *Network ID***Description:** This message is generated when this router tries to send a redirect packet, but cannot because no buffers are available.

VN.044**Level:** C-INFO**Short Syntax:** VN.044 snd redir *source_vines_network: source_vines_subnet -> destination_vines_network: destination_vines_subnet* nt *Network ID***Long Syntax:** VN.044 Sending redirect packet for packet from *source_vines_network: source_vines_subnet* for *destination_vines_network: destination_vines_subnet* net *Network ID***Description:** This message is generated when this router sends a redirect packet**Cause:** The neighbor node sent a packet to this router, when it could have sent the packet directly to the destination.**Action:** If this occurs repeatedly, the neighbor node should be fixed.

VN.045**Level:** U-INFO**Short Syntax:** VN.045 rcv rte upd frm orphn *source_vines_network: source_vines_subnet* nt *Network ID***Long Syntax:** VN.045 Received a routing update packet from orphan client node *source_vines_network: source_vines_subnet* net *Network ID***Description:** This message is generated when the router receives a routing update from a neighbor Client node whose associated Service node is not operational. This can happen if the associated Service node has recently gone down.

VN.046**Level:** U-TRACE**Short Syntax:** VN.046 cant alloc mem fr hdr fr rte upd frm clnt *source_vines_network: source_vines_subnet***Long Syntax:** VN.046 Cannot allocate memory for link level header for routing update from Client *source_vines_network: source_vines_subnet***Description:** This message is generated when the router receives a routing update from a neighbor Client node but cannot allocate memory to hold the link level header of the Client node for its routing table entry.

VN.047**Level:** U-TRACE**Short Syntax:** VN.047 cant alloc mem fr hdr fr rte upd frm srvr *source_vines_network: source_vines_subnet***Long Syntax:** VN.047 Cannot allocate memory for link level header for routing update from Server *source_vines_network: source_vines_subnet***Description:** This message is generated when the router receives a routing update from a neighbor Server node but cannot allocate memory to hold the link level header of the Server node for its routing table entry.

VN.048**Level:** U-TRACE**Short Syntax:** VN.048 cant alloc mem fr hdr fr rte upd nw int frm srvr *source_vines_network: source_vines_subnet***Long Syntax:** VN.048 Cannot allocate memory for link level header for routing update on a new interface from Server *source_vines_network: source_vines_subnet***Description:** This message is generated when the router receives a routing update from a neighbor Server node that it already has a record of, but on a new interface, and cannot allocate memory to hold the link level header of the Server node for its routing table entry.

VN.049**Level:** C-TRACE**Short Syntax:** VN.049 no rte for redr pkt *source_vines_network: source_vines_subnet -> destination_vines_network: destination_vines_subnet***Long Syntax:** VN.049 No route for redirect packet from *source_vines_network: source_vines_subnet* to *destination_vines_network: destination_vines_subnet***Description:** This message is generated when the router has established that a RTP Redirect packet should be sent to the source of a packet, but cannot find a routing entry for the destination of the packet.

VN.050**Level:** C-INFO**Short Syntax:** VN.050 rmv int rec for nbr node *neighbor_vines_network: neighbor_vines_subnet* nt *Network ID***Long Syntax:** VN.050 Removing interface record for neighbor node *neighbor_vines_network: neighbor_vines_subnet* net *Network ID***Description:** This message is generated when the local router has not received a routing packet from a neighbor node on a particular interface for six minutes. The neighbor node may still be directly reachable via a different interface.

VN.051**Level:** C-INFO**Short Syntax:** VN.051 rmv int rec for dest node *vines_network* nt *Network ID***Long Syntax:** VN.051 Removing interface record for destination node *vines_network* net *Network ID***Description:** This message is generated when the local router has received a routing packet indicating a greater cost to a remote node than the router has in its database for that remote node. However, there remains at least one additional route to the remote node.

VN.052**Level:** UE-ERROR**Short Syntax:** VN.052 rcv rte pkt with unk X.25 addr *dte_address* frm *source_vines_network*: *source_vines_subnet* nt *Network ID***Long Syntax:** VN.052 Received a routing packet with an unknown X.25 address *dte_address* from *source_vines_network*: *source_vines_subnet* net *Network ID***Description:** This message is generated when a routing update is received from an X.25 node, but the address of the node has not been configured in the local router. The packet is discarded.

VN.053**Level:** P-TRACE**Short Syntax:** VN.053 rcv ARP qr pkt frm *neighbor_hardware_adrrss* nt *Network ID***Long Syntax:** VN.053 Received an ARP query request packet from neighbor *neighbor_hardware_adrrss* net *Network ID***Description:** This message is generated when an ARP query request packet is received.

VN.054**Level:** UE-ERROR**Short Syntax:** VN.054 rcv ARP qr with IP addr frm *neighbor_hardware_address* nt *Network ID***Long Syntax:** VN.054 Received an ARP query request packet with a non-null IP address from *neighbor_hardware_address* net *Network ID***Description:** This message is generated when an ARP query request packet is received which contains a non-null IP address. The packet is still processed as normal.**Cause:** Confused neighbor node.**Action:** If this problem persists, debug the neighbor node.

VN.055**Level:** UI-ERROR**Short Syntax:** VN.055 no free nbr tbl entries for *neighbor_hardware_address***Long Syntax:** VN.055 No free neighbor table entries for neighbor *neighbor_hardware_address***Description:** This message is generated when an ARP query request is received but no neighbor table entries are available to resolve the neighbor's VINES IP address.

VN.056**Level:** UI-ERROR**Short Syntax:** VN.056 no free mem for hw addr for *neighbor_hardware_address***Long Syntax:** VN.056 No free memory to hold hardware address for ARP packet from *neighbor_hardware_address***Description:** This message is generated when an ARP query request packet is received, but memory cannot be allocated to save the hardware address of the node which sent the query request.

VN.057**Level:** UI-ERROR**Short Syntax:** VN.057 no free mem for RIF for *neighbor_hardware_address***Long Syntax:** VN.057 No free memory to hold routing information field for ARP packet from *neighbor_hardware_address***Description:** This message is generated when an ARP query request packet is received, but memory cannot be allocated to save the routing information field of the node which sent the query request.

VN.058**Level:** C-TRACE**Short Syntax:** VN.058 rcv ARP qr frm *neighbor_hardware_address* while rslving addr nt *Network ID***Long Syntax:** VN.058 Received an ARP query request packet from *neighbor_hardware_address* while resolving address for another node net *Network ID***Description:** This message is generated when an ARP query request packet is received, from one node and the router is in the middle of resolving a VINES IP address from a different node.

VN.059**Level:** P-TRACE**Short Syntax:** VN.059 rcv ARP ar pkt frm *neighbor_hardware_adrrss* nt *Network ID***Long Syntax:** VN.059 Received an ARP assignment request packet from neighbor *neighbor_hardware_adrrss* net *Network ID***Description:** This message is generated when an ARP assignment request packet is received.

VN.060**Level:** UE-ERROR**Short Syntax:** VN.060 rcv ARP ar with IP addr frm *neighbor_hardware_address* nt *Network ID***Long Syntax:** VN.060 Received an ARP assignment request packet with a non-null IP address from *neighbor_hardware_address* net *Network ID***Description:** This message is generated when an ARP assignment request packet is received which contains a non-null IP address. The packet is still processed as normal.**Cause:** Confused neighbor node.**Action:** If this problem persists, debug the neighbor node.

VN.061**Level:** UI-ERROR**Short Syntax:** VN.061 cant instl ARP entry frm *neighbor_hardware_address***Long Syntax:** VN.061 Cannot install an ARP entry for address resolution from *neighbor_hardware_address***Description:** This message is generated when an ARP assignment request packet is received, but the router does not have the memory resources to assign a VINES IP address.

VN.062**Level:** UE-ERROR**Short Syntax:** VN.062 rcv ARP ar frm wrng node *neighbor_hardware_address* nt *Network ID***Long Syntax:** VN.062 Received ARP assignment request from the wrong node *neighbor_hardware_address* net *Network ID***Description:** This message is generated when the router was expecting an ARP assignment request packet from one node, but received it from a different node.**Cause:** Confused neighbor node.**Action:** If this problem persists, debug the neighbor node.

VN.063**Level:** UE-ERROR**Short Syntax:** VN.063 rcv unexp ARP ar frm node *neighbor_hardware_address* nt *Network ID***Long Syntax:** VN.063 Received an unexpected ARP assignment request packet from node *neighbor_hardware_address* net *Network ID***Description:** This message is generated when a spurious ARP assignment request packet (i.e. one not preceded by an ARP query request packet) is received.**Cause:** Confused neighbor node.**Action:** If this problem persists, debug the neighbor node.

VN.064**Level:** UE-ERROR**Short Syntax:** VN.064 rcv bad ARP subtyp pkt frm *neighbor_hardware_address* nt *Network ID***Long Syntax:** VN.064 Received an ARP packet with a bad sub-type field from *neighbor_hardware_address* net *Network ID***Description:** This message is generated when an ARP packet is received with an illegal sub-type field.**Cause:** Confused neighbor node.**Action:** If this problem persists, debug the neighbor node.

VN.065**Level:** C-INFO**Short Syntax:** VN.065 no ARP ar rcv after ARP qr**Long Syntax:** VN.065 No ARP assignment request packet received after ARP query request**Description:** This message is generated when a neighbor issues a query request packet, but no assignment request packet is received for five seconds after that.

VN.066**Level:** P-TRACE**Short Syntax:** VN.066 snd ARP sr pkt to *neighbor_hardware_address* nt *Network ID***Long Syntax:** VN.066 Sending an ARP service response packet to neighbor *neighbor_hardware_address* net *Network ID***Description:** This message is generated when an ARP service response packet is generated in response to an ARP query request packet.

VN.067**Level:** P-TRACE**Short Syntax:** VN.067 snd ARP ar pkt to *neighbor_hardware_address* nt *Network ID***Long Syntax:** VN.067 Sending an ARP assignment response packet to neighbor *neighbor_hardware_address* net *Network ID***Description:** This message is generated when an ARP assignment response packet is generated in response to an ARP assignment request packet.

VN.068**Level:** C-INFO**Short Syntax:** VN.068 rcv ICP exc not frm *source_vines_network: source_vines_subnet***Long Syntax:** VN.068 Received ICP exception notification packet from node *source_vines_network: source_vines_subnet***Description:** This message is generated when the router receives an ICP exception notification packet.

VN.069**Level:** CE-ERROR**Short Syntax:** VN.069 rcv ICP metr not frm *source_vines_network: source_vines_subnet***Long Syntax:** VN.069 Received ICP metric notification packet from node *source_vines_network: source_vines_subnet***Description:** This message is generated when an ICP metric notification packet is received. This should never happen, because the router will never generate a metric request packet.**Cause:** Confused neighbor node.**Action:** If this problem persists, debug the destination node.

VN.070**Level:** UE-ERROR**Short Syntax:** VN.070 rcv ICP illeg subtyp frm *source_vines_network: source_vines_subnet***Long Syntax:** VN.070 Received ICP packet with illegal sub-type from node *source_vines_network: source_vines_subnet***Description:** This message is generated when an ICP packet is received with an illegal sub-type field.**Cause:** Confused destination node.**Action:** If this problem persists, debug the destination node.

VN.071**Level:** C-TRACE**Short Syntax:** VN.071 snd rte cost icp pkt to *destination_vines_network*:
*destination_vines_subnet***Long Syntax:** VN.071 Sending routing cost ICP packet to node *destination_vines_network*:
*destination_vines_subnet***Description:** This message is generated when an ICP packet is sent to a node that requested the routing cost from this router to one of its neighbors.

VN.072**Level:** C-TRACE**Short Syntax:** VN.072 snd no rte icp pkt to *destination_vines_network*:
*destination_vines_subnet***Long Syntax:** VN.072 Sending No Route ICP packet to node *destination_vines_network*:
*destination_vines_subnet***Description:** This message is generated when an ICP packet is sent to a node because it sent a packet to an unreachable destination.

VN.073**Level:** C-TRACE**Short Syntax:** VN.073 rcv icp echo pkt frm *source_vines_network*: *source_vines_subnet***Long Syntax:** VN.073 Received ICP Echo packet from *source_vines_network*:
*source_vines_subnet***Description:** This message is generated when an ICP Echo Request packet is received. The router responds with an ICP Echo Reply packet.

VN.074**Level:** C-INFO**Short Syntax:** VN.074 VINES init nt *network_number*, rtl tbl sz *routing_table_entries*, max svc nbrs *max_service_neighbors*, max clt nbrs *max_client_neighbors***Long Syntax:** VN.074 The VINES protocol is initializing with network number *network_number*, max routing table entries *routing_table_entries*, max service node neighbors *max_service_neighbors*, max client node neighbors *max_client_neighbors***Description:** This message is generated when the VINES protocol runs its initialization code.

VN.075**Level:** U-INFO**Short Syntax:** VN.075 No VINES IP addr**Long Syntax:** VN.075 No VINES IP address is configured for this router**Description:** This message is generated when VINES is enabled on the router, but the user has not assigned a VINES IP address to the router. The VINES protocol will not be initialized.

VN.076**Level:** U-INFO**Short Syntax:** VN.076 int dlt but not VINES nt *network ID* dlt**Long Syntax:** VN.076 Interface record deleted, but VINES interface record net *network ID* not deleted**Description:** This message is generated when the user has deleted a router interface record without deleting the VINES record for that interface.

VN.077**Level:** U-INFO**Short Syntax:** VN.077 int max pkt sz too sml nt *network ID***Long Syntax:** VN.077 The maximum packet size of net *network ID* is smaller than the maximum VINES packet size**Description:** This message is generated when an interface has a maximum packet size smaller than the maximum VINES packet size. This can happen if the user configures the interface for a maximum packet size smaller than its default. The interface will not be enabled for VINES.

VN.079**Level:** U-INFO**Short Syntax:** VN.079 No Int cfg**Long Syntax:** VN.079 No Interfaces have been configured, so Vines will not be started.**Description:** Vines must detect that there are interfaces defined for the router (even if they will not be used for Vines) and also must have at least one interface or X.25 address to talk with or else the protocol will not start.

Virtual Lan (VLAN) ELS

This chapter describes Virtual Lan (VLAN) ELS messages. For information on message content and how to use the message, refer to the Introduction.

VLAN.001

Level: C-TRACE

Short Syntax: VLAN.001 TR IP arp

Long Syntax: VLAN.001 Received a token ring IP arp frame

Description: A token ring IP arp frame was received

VLAN.002

Level: C-TRACE

Short Syntax: VLAN.002 ENET IP arp DX

Long Syntax: VLAN.002 Received an ethernet IP arp frame in DIX encapsulation

Description: An ethernet IP arp frame in DIX encapsulation was received

VLAN.003

Level: C-TRACE

Short Syntax: VLAN.003 ENET IP arp SNP

Long Syntax: VLAN.003 Received an ethernet IP arp frame in SNAP encapsulation

Description: An ethernet IP arp frame in SNAP encapsulation was received

VLAN.004

Level: C-TRACE

Short Syntax: VLAN.004 TR IPX 802.2

Long Syntax: VLAN.004 Received a token ring IPX frame in 802.2 encapsulation

Description: A token ring IPX frame in 802.2 encapsulation was received

VLAN.005

Level: C-TRACE

Short Syntax: VLAN.005 TR IPX SNP

Long Syntax: VLAN.005 Received a token ring IPX frame in SNAP encapsulation

Description: A token ring IPX frame in SNAP encapsulation was received

VLAN.006

Level: C-TRACE

Short Syntax: VLAN.006 ENET IPX DIX

Long Syntax: VLAN.006 Received an ethernet IPX frame in DIX encapsulation

Description: An ethernet IPX frame in DIX encapsulation was received

VLAN.007

Level: C-TRACE

Short Syntax: VLAN.007 ENET IPX rw

Long Syntax: VLAN.007 Received an ethernet IPX frame in raw encapsulation

Description: An ethernet IPX frame in raw encapsulation was received

VLAN.008

Level: C-TRACE

Short Syntax: VLAN.008 ENET IPX 802.2

Long Syntax: VLAN.008 Received an ethernet IPX frame in 802.2 encapsulation

Description: An ethernet IPX frame in 802.2 encapsulation was received

VLAN.009

Level: C-TRACE

Short Syntax: VLAN.009 ENET IPX SNAP

Long Syntax: VLAN.009 Received an ethernet IPX frame in SNAP encapsulation

Description: An ethernet IPX frame in SNAP encapsulation was received

VLAN.010

Level: C-TRACE

Short Syntax: VLAN.010 TR NTBS

Long Syntax: VLAN.010 Received a token ring netbios frame

Description: A token ring netbios frame was received from

VLAN.011

Level: C-TRACE

Short Syntax: VLAN.011 ENET NTBS LLC

Long Syntax: VLAN.011 Received an ethernet netbios LLC frame

Description: An ethernet netbios LLC frame was received from

VLAN.012

Level: C-TRACE

Short Syntax: VLAN.012 ENET NTBS

Long Syntax: VLAN.012 Received an ethernet netbios frame

Description: An ethernet netbios frame was received

VLAN.013

Level: C-TRACE

Short Syntax: VLAN.013 Dscrd pckt prt mp = zr MAC *sourceMac[0]*

Long Syntax: VLAN.013 The packet from the indicated MAC *sourceMac[0]* was discarded. The port map is set to zero

Description: The packet was discarded. The port map is set to zero.

Action: None.

VLAN.014**Level:** C-TRACE**Short Syntax:** VLAN.014 Dscrd pckt prt mp = zr excld MAC *sourceMac[0]***Long Syntax:** VLAN.014 The packet from the indicated MAC *sourceMac[0]* was discarded due to port exclusion. The port map is set to zero**Description:** A packet from the indicated MAC address was discarded due to port exclusion being set in a vlan. The port map is set to zero.**Action:** None.

VLAN.015**Level:** C-TRACE**Short Syntax:** VLAN.015 Fld pckt MAC *sourceMac[0]***Long Syntax:** VLAN.015 The packet from the indicated MAC address *sourceMac[0]* will be flooded.**Description:** The packet from the indicated MAC address will be flooded. The port map is unchanged.**Action:** None.

VLAN.016**Level:** C-TRACE**Short Syntax:** VLAN.016 IP prt *port_num* ifc *ifc_num* MAC *sourceNet protocolOption* -> *sourceMac[0]***Long Syntax:** VLAN.016 Received an IP packet on port *port_num* interface MAC *ifc_num sourceNet* source *protocolOption* -> destination *sourceMac[0]***Description:** An IP packet was received on the indicated port and interface going from the source to the destination, from the indicated MAC address.**Action:** None.

VLAN.017**Level:** C-TRACE**Short Syntax:** VLAN.017 IPX prt *port_num* ifc *ifc_num* MAC *sourceMac[0]* nt *sourceNet***Long Syntax:** VLAN.017 Received an IPX packet on port *port_num* interface *ifc_num* MAC address *sourceMac[0]* network *sourceNet***Description:** An IPX packet was received on the indicated port, interface, and network from the indicated MAC address.**Action:** None.

VLAN.018**Level:** C-TRACE**Short Syntax:** VLAN.018 NTBS prt *port_num* ifc *ifc_num* MAC *sourceMac[0]***Long Syntax:** VLAN.018 Received a NETBIOS packet on port *port_num* interface *ifc_num* MAC address *sourceMac[0]***Description:** A NETBIOS packet was received on the indicated port and interface from the indicated MAC address.**Action:** None.

VLAN.019**Level:** C-TRACE**Short Syntax:** VLAN.019 SLDW prt *port_num* ifc *ifc_num* MAC *sourceMac[0]***Long Syntax:** VLAN.019 Received a packet on port *port_num* interface *ifc_num* MAC address *sourceMac[0]* sldw filtr.**Description:** A packet was received on the indicated port and interface from the indicated MAC address. Sliding window filters are defined and will be checked.**Action:** None.

VLAN.020**Level:** C-TRACE**Short Syntax:** VLAN.020 frd PMP[0-3] *vlanPmap[0]* *vlanPmap[1]* *vlanPmap[2]* *vlanPmap[3]***Long Syntax:** VLAN.020 forwarding port map [0][1][2][3] *vlanPmap[0]* *vlanPmap[1]* *vlanPmap[2]* *vlanPmap[3]***Description:** The forwarding port map where the packet will be sent out on.**Action:** None.

VLAN.021**Level:** C-TRACE**Short Syntax:** VLAN.021 frd PMP[4-7] *vlanPmap[0]* *vlanPmap[1]* *vlanPmap[2]* *vlanPmap[3]***Long Syntax:** VLAN.021 forwarding port map [4][5][6][7] *vlanPmap[0]* *vlanPmap[1]* *vlanPmap[2]* *vlanPmap[3]***Description:** The forwarding port map where the packet will be sent out on.**Action:** None.

VLAN.022**Level:** C-TRACE**Short Syntax:** VLAN.022 agt *network* hndl *handle* PMP[0-3] *ageoutPmap[0]* *ageoutPmap[1]* *ageoutPmap[2]* *ageoutPmap[3]***Long Syntax:** VLAN.022 ageout *network* handle *handle* port map[4-7] *ageoutPmap[0]* *ageoutPmap[1]* *ageoutPmap[2]* *ageoutPmap[3]***Description:** Exclusive or of the active and forwarding port maps when a timer expires on the indicated network. The handle indicates which vlan it is.**Action:** None.

VLAN.023**Level:** C-TRACE**Short Syntax:** VLAN.023 agt *network* hndl *handle* PMP[4-7] *ageoutPmap[4]* *ageoutPmap[5]* *ageoutPmap[6]* *ageoutPmap[7]***Long Syntax:** VLAN.023 ageout *network* handle *handle* port map[4-7] *ageoutPmap[4]* *ageoutPmap[5]* *ageoutPmap[6]* *ageoutPmap[7]***Description:** Exclusive or of the active and forwarding port maps when a timer IP, IPX, or NBS (NetBios). The handle indicates which vlan it is in the respective vlan.**Action:** None.

VLAN.024**Level:** C-TRACE**Short Syntax:** VLAN.024 sld mtch prt *port_num* ifc *ifc_num* MAC *sourceMac[0]* strt *offsetType* offst *offset* cmpln *slwCmpLen* vl *framePtr* *framePtr+4* *framePtr+8***Long Syntax:** VLAN.024 Match on a sliding window filter occurred on port *port_num* interface *ifc_num* MAC *sourceMac[0]* starting field *offsetType* offset *offset* compare length *slwCmpLen* value *framePtr* *framePtr+4* *framePtr+8***Description:** A match occurred on a sliding window vlan with a packet received on the indicated port and interface from the MAC address. The match occurred at the indicated offset for the indicated length. Eight bytes of data are displayed.**Action:** None.

VLAN.025**Level:** C-TRACE**Short Syntax:** VLAN.025 mac mtch prt *port_num* ifc *ifc_num* MAC *sourceMac[0]***Long Syntax:** VLAN.025 Match on a Mac Address filter occurred on port *port_num* interface *ifc_num* MAC *sourceMac[0]***Description:** A match occurred on a Mac Address vlan with a packet received on the indicated port and interface from the source MAC address.**Action:** None.

V.25bis Dialing (V25B)

This chapter describes V.25bis Dialing (V25B) messages. For information on message content and how to use the message, refer to the Introduction.

V25B.001

Level: CE-ERROR

Short Syntax: V25B.001 I_ERR (0x *status*) len(*msglen*) on rcv nt *network ID*

Long Syntax: V25B.001 Frame received with I_ERR set (status = 0x *status*) or bad length(*msglen*), on network *network ID*

Description: V.25bis: v25b_rx() received a buffer from the driver with the error flag set or with a length less than the minimum.

Action: Report this event to customer service.

V25B.002

Level: UE-ERROR

Short Syntax: V25B.002 Rx bad type (*type*) st *state* on nt *network ID*

Long Syntax: V25B.002 Received an unrecognized frame type (*type*) in state *state*, on network *network ID*

Description: V.25bis: v25b_rx() received a frame from the DCE other than a normal V.25bis indication in a state other than "connected".

Action: Report this event to customer service.

V25B.003

Level: U-INFO

Short Syntax: V25B.003 Cll to *address* failed T = *secs. ms* secs on nt *network ID*

Long Syntax: V25B.003 Call to *address* failed after *secs. ms* seconds on network *network ID*

Description: A connection attempt failed. Ref V25B.016 for possible reasons.

V25B.004

Level: UE-ERROR

Short Syntax: V25B.004 Board Down DCT flags in (0x *idctst*) out (0x *odctst*) nt *network ID*

Long Syntax: V25B.004 INIDEV of the serial interface card failed, DCT flags for input and output are 0x *idctst* and 0x *odctst* respectively for network *network ID*.

Description: The serial card isn't responding to driver initialization attempts.

Action: Test the network interface: if this does not correct the problem, restarting the router may be necessary. As a last resort, consider replacing the card. This error should be reported to customer service.

V25B.005**Level:** UE-ERROR**Short Syntax:** V25B.005 Unexpected state (*state1*) instead of *state2* nt *network ID***Long Syntax:** V25B.005 V25B handler state (*state1*) is different from that expected (*state2*) for internal event on network *network ID*.**Description:** An event occurred in a state which is inconsistent with the design of the FSM.**Action:** Report this event to customer service.

V25B.006**Level:** C-INFO**Short Syntax:** V25B.006 FSM st *state1* ev *event* -> st *state2* nt *network ID***Long Syntax:** V25B.006 FSM transition occurred: old state *state1*, event *event*, new state *state2* on network *network ID*.**Description:** The handler received an event which triggered a state change. If this occurred as a result of a modem signal change, the preceding log message (if enabled) should indicate the new signals.

V25B.007**Level:** C-INFO**Short Syntax:** V25B.007 Mdm Chg 0x *modem1* -> 0x *modem2* (DSR/CTS/CD/CI) nt *network ID***Long Syntax:** V25B.007 A modem signal change was detected (0x *modem1* -> 0x *modem2* DSR/CTS/CD/CI) network *network ID*.**Description:** A change in the modem signals from the DCE was detected; this may or may not precipitate an FSM transition (follows).

V25B.008**Level:** UE-ERROR**Short Syntax:** V25B.008 Dead DCE nt *network ID***Long Syntax:** V25B.008 DCE not responding to the handler on network *network ID*.**Description:** The V.25bis handler attempts to raise the modem (or CU/DSU) on self-test. If it doesn't respond (by raising CTS), the handler assumes it is dead or non-compliant.**Cause:** DCE not connected, powered-off, inoperable, or non-V.25bis compliant.**Action:** Attach the cable, turn it on, fix it, or get a compliant one.

V25B.009**Level:** P-TRACE**Short Syntax:** V25B.009 RxD Pkt In *msglen* nt *network ID***Long Syntax:** V25B.009 Received a frame of length (*msglen*) from network *network ID*.**Description:** The V.25bis handler received a data frame, which it is forwarding to its client encapsulator.

V25B.010**Level:** P-TRACE**Short Syntax:** V25B.010 TxD Pkt In *msglen* nt *network ID***Long Syntax:** V25B.010 Transmitted a frame of length (*msglen*) over network *network ID*.**Description:** The V.25bis handler has transmitted a data frame on behalf of its client encapsulator.

V25B.011**Level:** UE-ERROR**Short Syntax:** V25B.011 Unsup Fn I/F (*function*) nt *network ID***Long Syntax:** V25B.011 The (*function*) handler/forwarder interface function is not supported by the V.25bis handler on network *network ID*.**Description:** V.25bis only handles the V.25bis call setup on behalf of an encapsulator, so some of the normal handler functions aren't applicable: "forwarder protocol initialization", "forwarder data transmit", etc.

V25B.012**Level:** UE-ERROR**Short Syntax:** V25B.012 No heap on *function* nt *network ID***Long Syntax:** V25B.012 Insufficient heap memory to support this function (*function*) on network *network ID*.**Description:** The V.25bis handler requires a certain amount of heap memory to operate, and it couldn't get it.**Cause:** Either the load image, or the protocol tables are too large.**Action:** Get a smaller load image, or reduce the size of the forwarder tables.

V25B.013**Level:** UE-ERROR**Short Syntax:** V25B.013 Bd cfg (*function*) nt *network ID***Long Syntax:** V25B.013 Incomplete configuration (*function*) for network *network ID*.**Description:** The V.25bis handler requires a minimal configuration to work, and that information was not specified.**Action:** Verify that the V25B configuration for this interface includes at least the Local Address.

V25B.014**Level:** UE-ERROR**Short Syntax:** V25B.014 Bd ConnID (0x *ConnID*)**Long Syntax:** V25B.014 V.25bis function invoked with an invalid Connection Identifier (0x *ConnID*).**Description:** The V.25bis handler interfaces to the encapsulators via a Connection Identifier for its connection-related functions. It has been invoked with an invalid Connection Identifier.

V25B.015**Level:** U-TRACE**Short Syntax:** V25B.015 Drp RxD Pkt In *msglen* st *state* nt *network ID***Long Syntax:** V25B.015 Dropping a received Data frame of length (*msglen*) in state *state* from network *network ID*.**Description:** The V.25bis handler received a data frame, in a state where it doesn't expect one, so it dropped it.

V25B.016**Level:** U-TRACE**Short Syntax:** V25B.016 *indtype* Ind rsn *reason* st *state* nt *network ID***Long Syntax:** V25B.016 DCE indication *indtype*, reason *reason* in state *state* on network *network ID*.**Description:** The DCE has sent the specified indication. This may indicate that a connect attempt, initiated by the V.25bis handler has failed (INV or CFI) for the reason specified (see the calling unit user's manual for a description of the reason code, if any accompanies this message). Alternatively, this may just be a redundant incoming call indication (INC), which had already been signalled by the CI Circuit 125.**Cause:** Call aborted: router timed out, or modem user interface command.**Action:** Extend the call establishment period or don't interrupt the call.**Cause:** Local DCE Busy: the user interfered through the calling unit user interface.**Action:** Do not interfere.**Cause:** Engaged Tone: the remote end is busy.**Action:** Try again later (the router should automatically).**Cause:** No Dial tone: the telephone network isn't responding.**Action:** Fix the link, contact service provider.**Cause:** Number not stored.**Action:** Call customer service: we don't use the corresponding command.**Cause:** No Answer Tone detected: remote unit did not respond with answer tone.**Action:** Check called number, verify that remote unit is on-line.**Cause:** Ring Tone (but no answer).**Action:** Check called number, verify that remote unit is on-line.

V25B.017**Level:** C-INFO**Short Syntax:** V25B.017 Indctn *Message* st *state* nt *network ID***Long Syntax:** V25B.017 DCE sent *Message* in state *state*, on network *network ID*.**Description:** The calling unit has either accepted the router's request (INC), or is connecting the call (CNX). This is a normal event -- albeit perhaps not always reported by a given DCE/CU.

V25B.018**Level:** UE-ERROR**Short Syntax:** V25B.018 Dlyd Cll ind *delaytime* minutes nt *network ID***Long Syntax:** V25B.018 DCE indicates Call Delayed for *delaytime* minutes on network *network ID*.**Description:** The calling unit (DCE) has indicated that it will not attempt additional outgoing calls for at least the indicated period. This is an optional feature of some DCEs in some administrations, which inhibits high frequencies of calls over a short period. Examine the previous log entries to determine why so many calls are being made.**Cause:** Connections to a particular destination(s) are continually being cleared.**Action:** Check the GateWay messages, to determine if the calls are being IDLE-d out (increase the idle period), or if the verification procedure is failing (check the calling number at both ends).**Cause:** Non-responding remote DCE.**Action:** Check the called number and verify that the remote DCE is on-line.**Cause:** Busy remote.**Action:** Increase the Call Retries timeout for that destination.

V25B.019**Level:** UE-ERROR**Short Syntax:** V25B.019 No Bf Cll nt *network ID***Long Syntax:** V25B.019 Buffer unavailable for connection request on network *network ID*.**Description:** The handler needs a buffer to send the "connection request" to the DCE, and couldn't obtain one. The call fails. The router should re-initiate the call at a later time.

V25B.020**Level:** UE-ERROR**Short Syntax:** V25B.020 Bd Sts CRN Tx 0x *status* nt *network ID***Long Syntax:** V25B.020 Bad transmit status (0x *status*) for CRN network *network ID*.**Description:** The driver reports a bad transmit status when trying to send the Call Request (CRN).

V25B.021**Level:** C-INFO**Short Syntax:** V25B.021 Set DSS *DSS* nt *network ID***Long Syntax:** V25B.021 Set output signals *DSS* on network *network ID***Description:** The router is changing its output dataset signals in response to the preceding event. (DTR = V.24 Circuit 108/2 and RTS = V.24 Circuit 105)

V25B.022**Level:** CI-ERROR**Short Syntax:** V25B.022 no bfr avl *action* nt *network ID***Long Syntax:** V25B.022 no buffer available for *action* network *network ID***Description:** A packet buffer was not available when the hardware-specific interface code required one to perform the specified action.

V25B.023**Level:** U-INFO**Short Syntax:** V25B.023 Slftst OK nt *network ID***Long Syntax:** V25B.023 Selftest completed successfully on network *network ID***Description:** Self-test of the connection between the router and the modem completed ok.

V25B.024**Level:** C-INFO**Short Syntax:** V25B.024 Tx CRN *destination* nt *network ID***Long Syntax:** V25B.024 Sending Dial (CRN) command for call to *destination* on network *network ID***Description:** The modem is in a now in a state where it can actually receive V.25bis commands, so we are sending it the telephone number to dial.

V25B.025**Level:** C-INFO**Short Syntax:** V25B.025 Clnt CR *destination* nt *network ID***Long Syntax:** V25B.025 Client connection request to *destination* on network *network ID***Description:** The client (ex: Dial Circuit or WAN Restoral) has made a connection request to the specified address.

V25B.026**Level:** C-INFO**Short Syntax:** V25B.026 Clnt CR blkcd *destination* nt *network ID***Long Syntax:** V25B.026 Client connection request on busy interface to *destination* on network *network ID***Description:** The client (ex: Dial Circuit or Wan Restoral) is trying to initiate a connection, but the base network is busy.

V25B.027**Level:** C-INFO**Short Syntax:** V25B.027 Out Call *destination* cmp T= *time* nt *network ID***Long Syntax:** V25B.027 Client connection established to *destination* in *time* seconds on network *network ID***Description:** In the specified time, the router established the connection requested (ex: Dial Circuit or Wan Restoral). The operator may care to use this value to adjust the configured connect timeout.

V25B.028**Level:** ALWAYS**Short Syntax:** V25B.028 Bad drct Tx prot *Protocol*, pls remap to dial circuit on nt *network ID***Long Syntax:** V25B.028 Some forwarder (*Protocol*) has attempted to transmit directly over the V.25bis network *network ID***Description:** Transmits over the V.25bis network are only supposed to be done via an associated dial circuit, which will do an appropriate encapsulation. This is caused by a

mistake in the configuration of the forwarders. No forwarder should be configured to use the V.25bis network. To bound the number of these messages, they will be logged only a fraction of the actual events.

Cause: A forwarder (IP, IPX, etc) address was assigned to the V.25bis interface.

Action: Delete the address, and (probably) re-assign it to a dial circuit (which is itself mapped to the V.25bis network).

Cause: The bridge or other forwarder has been configured to use the V.25bis interface.

Action: Remove the V.25bis interface as a port used by the bridge or forwarder.

V.34 Dialing (V34)

This chapter describes V.34 Dialing (V34) messages. For information on message content and how to use the message, refer to the Introduction.

V34.001

Level: CE-ERROR

Short Syntax: V34.001 I_ERR (0x *status*) len(*msglen*) on rcv nt *network ID*

Long Syntax: V34.001 Frame received with I_ERR set (status = 0x *status*) or bad length(*msglen*), on network *network ID*

Description: V.34: V34_rx() received a buffer from the driver with the error flag set or with a length less than the minimum.

Action: Report this event to customer service.

V34.002

Level: UE-ERROR

Short Syntax: V34.002 Rx bad type (*type*) st *state* on nt *network ID*

Long Syntax: V34.002 Received an unrecognized frame type (*type*) in state *state*, on network *network ID*

Description: V.34: V34_rx() received a frame from the DCE other than a normal V.34 indication in a state other than "connected".

Action: Report this event to customer service.

V34.003

Level: U-INFO

Short Syntax: V34.003 Cll to *address* failed T = *secs. ms* secs on nt *network ID*

Long Syntax: V34.003 Call to *address* failed after *secs. ms* seconds on network *network ID*

Description: A connection attempt failed. Ref V34.016 for possible reasons.

V34.004

Level: UE-ERROR

Short Syntax: V34.004 Board Down DCT flags in (0x *idctst*) out (0x *odctst*) nt *network ID*

Long Syntax: V34.004 INIDEV of the serial interface card failed, DCT flags for input and output are 0x *idctst* and 0x *odctst* respectively for network *network ID*.

Description: The serial card isn't responding to driver initialization attempts.

Action: Test the network interface: if this does not correct the problem, restarting the router may be necessary. As a last resort, consider replacing the card. This error should be reported to customer service.

V34.005**Level:** UE-ERROR**Short Syntax:** V34.005 Unexpected state (*state1*) instead of *state2* nt *network ID***Long Syntax:** V34.005 V34 handler state (*state1*) is different from that expected (*state2*) for internal event on network *network ID*.**Description:** An event occurred in a state which is inconsistent with the design of the FSM.**Action:** Report this event to customer service.

V34.006**Level:** C-INFO**Short Syntax:** V34.006 FSM st *state1* ev *event* -> st *state2* nt *network ID***Long Syntax:** V34.006 FSM transition occurred: old state *state1*, event *event*, new state *state2* on network *network ID*.**Description:** The handler received an event which triggered a state change. If this occurred as a result of a modem signal change, the preceding log message (if enabled) should indicate the new signals.

V34.007**Level:** C-INFO**Short Syntax:** V34.007 Mdm Chg 0x *modem1* -> 0x *modem2* (DSR/CTS/CD/CI) nt *network ID***Long Syntax:** V34.007 A modem signal change was detected (0x *modem1* -> 0x *modem2* DSR/CTS/CD/CI) network *network ID*.**Description:** A change in the modem signals from the DCE was detected; this may or may not precipitate an FSM transition (follows).

V34.008**Level:** UE-ERROR**Short Syntax:** V34.008 Dead DCE st *state* nt *network ID***Long Syntax:** V34.008 DCE not responding (current st *state*) to the handler on network *network ID*.**Description:** The V.34 handler attempts to raise the modem on self-test or per normal operation. If it doesn't respond (by raising CTS), the handler assumes it is dead or non-compliant.**Cause:** DCE not connected, powered-off, inoperable, or non-V.34 compliant.**Action:** Attach the cable, turn it on, fix it, or get a compliant one.

V34.009**Level:** P-TRACE**Short Syntax:** V34.009 RxD Pkt In *msglen* nt *network ID***Long Syntax:** V34.009 Received a frame of length (*msglen*) from network *network ID*.**Description:** The V.34 handler received a data frame, which it is forwarding to its client encapsulator.

V34.010**Level:** P-TRACE**Short Syntax:** V34.010 TxD Pkt In *msglen* nt *network ID***Long Syntax:** V34.010 Transmitted a frame of length (*msglen*) over network *network ID*.**Description:** The V.34 handler has transmitted a data frame on behalf of its client encapsulator.

V34.011**Level:** UE-ERROR**Short Syntax:** V34.011 Unsup Fn I/F (*function*) nt *network ID***Long Syntax:** V34.011 The (*function*) handler/forwarder interface function is not supported by the V.34 handler on network *network ID*.**Description:** V.34 only handles the V.34 call setup on behalf of an encapsulator, so some of the normal handler functions aren't applicable: "forwarder protocol initialization", "forwarder data transmit", etc.

V34.012**Level:** UE-ERROR**Short Syntax:** V34.012 No heap on *function* nt *network ID***Long Syntax:** V34.012 Insufficient heap memory to support this function (*function*) on network *network ID*.**Description:** The V.34 handler requires a certain amount of heap memory to operate, and it couldn't get it.**Cause:** Either the load image, or the protocol tables are too large.**Action:** Get a smaller load image, or reduce the size of the forwarder tables.

V34.013**Level:** UE-ERROR**Short Syntax:** V34.013 Bd cfg (*function*) nt *network ID***Long Syntax:** V34.013 Incomplete configuration (*function*) for network *network ID*.**Description:** The V.34 handler requires a minimal configuration to work, and that information was not specified.**Action:** Verify that the V34 configuration for this interface includes at least the Local Address.

V34.014**Level:** UE-ERROR**Short Syntax:** V34.014 Bd ConnID (0x *ConnID*)**Long Syntax:** V34.014 V.34 function invoked with an invalid Connection Identifier (0x *ConnID*).**Description:** The V.34 handler interfaces to the encapsulators via a Connection Identifier for its connection-related functions. It has been invoked with an invalid Connection Identifier.

V34.015**Level:** U-TRACE**Short Syntax:** V34.015 Drp RxD Pkt In *msglen* st *state* nt *network ID***Long Syntax:** V34.015 Dropping a received Data frame of length (*msglen*) in state *state* from network *network ID*.**Description:** The V.34 handler received a data frame, in a state where it doesn't expect one, so it dropped it.

V34.016**Level:** U-TRACE**Short Syntax:** V34.016 *indtype* Ind rsn *reason* st *state* nt *network ID***Long Syntax:** V34.016 DCE indication *indtype*, reason *reason* in state *state* on network *network ID*.**Description:** The DCE has sent the specified indication. This may indicate that a connect attempt, initiated by the V.34 handler has failed (INV or CFI) for the reason specified (see the calling unit user's manual for a description of the reason code, if any accompanies this message). Alternatively, this may just be a redundant incoming call indication (INC), which had already been signalled by the CI Circuit 125.**Cause:** Call aborted: router timed out, or modem user interface command.**Action:** Extend the call establishment period or don't interrupt the call.**Cause:** Local DCE Busy: the user interfered through the calling unit user interface.**Action:** Do not interfere.**Cause:** Engaged Tone: the remote end is busy.**Action:** Try again later (the router should automatically).**Cause:** No Dial tone: the telephone network isn't responding.**Action:** Fix the link, contact service provider.**Cause:** Number not stored.**Action:** Call customer service: we don't use the corresponding command.**Cause:** No Answer Tone detected: remote unit did not respond with answer tone.**Action:** Check called number, verify that remote unit is on-line.**Cause:** Ring Tone (but no answer).**Action:** Check called number, verify that remote unit is on-line.

V34.017**Level:** C-INFO**Short Syntax:** V34.017 Indctn *Message* st *state* nt *network ID***Long Syntax:** V34.017 DCE sent *Message* in state *state*, on network *network ID*.**Description:** The calling unit has either accepted the router's request, or is connecting the call. This is a normal event -- albeit perhaps not always reported by a given DCE.

V34.018**Level:** UE-ERROR**Short Syntax:** V34.018 Dlyd Cll ind *delaytime* minutes nt *network ID***Long Syntax:** V34.018 DCE indicates Call Delayed for *delaytime* minutes on network *network ID*.**Description:** The calling unit (DCE) has indicated that it will not attempt additional outgoing calls for at least the indicated period. This is an optional feature of some DCEs in some administrations, which inhibits high frequencies of calls over a short period. Examine the previous log entries to determine why so many calls are being made.**Cause:** Connections to a particular destination(s) are continually being cleared.**Action:** Check the GateWay messages, to determine if the calls are being IDLE-d out (increase the idle period), or if the verification procedure is failing (check the calling number at both ends).**Cause:** Non-responding remote DCE.**Action:** Check the called number and verify that the remote DCE is on-line.**Cause:** Busy remote.**Action:** Increase the Call Retries timeout for that destination.

V34.019**Level:** UE-ERROR**Short Syntax:** V34.019 No Bf Cll nt *network ID***Long Syntax:** V34.019 Buffer unavailable for connection request on network *network ID*.**Description:** The handler needs a buffer to send the "connection request" to the DCE, and couldn't obtain one. The call fails. The router should re-initiate the call at a later time.

V34.020**Level:** UE-ERROR**Short Syntax:** V34.020 Bd Sts CRN Tx 0x *status* nt *network ID***Long Syntax:** V34.020 Bad transmit status (0x *status*) for CRN network *network ID*.**Description:** The driver reports a bad transmit status when trying to send the Call Request (CRN).

V34.021**Level:** C-INFO**Short Syntax:** V34.021 Set DSS *DSS* nt *network ID***Long Syntax:** V34.021 Set output signals *DSS* on network *network ID***Description:** The router is changing its output dataset signals in response to the preceding event. (DTR = V.24 Circuit 108/2 and RTS = V.24 Circuit 105)

V34.022**Level:** CI-ERROR**Short Syntax:** V34.022 no bfr avl *action* nt *network ID***Long Syntax:** V34.022 no buffer available for *action* network *network ID***Description:** A packet buffer was not available when the hardware-specific interface code required one to perform the specified action.

V34.023**Level:** U-INFO**Short Syntax:** V34.023 Slftst OK nt *network ID***Long Syntax:** V34.023 Selftest completed successfully on network *network ID***Description:** Self-test of the connection between the router and the modem completed ok.

V34.024**Level:** C-INFO**Short Syntax:** V34.024 Tx CRN *destination* nt *network ID***Long Syntax:** V34.024 Sending Dial command for call to *destination* on network *network ID***Description:** The modem is in a now in a state where it can actually receive V.34 commands, so we are sending it the telephone number to dial.

V34.025**Level:** C-INFO**Short Syntax:** V34.025 Clnt CR *destination* nt *network ID***Long Syntax:** V34.025 Client connection request to *destination* on network *network ID***Description:** The client (ex: Dial Circuit or WAN Restoral) has made a connection request to the specified address.

V34.026**Level:** C-INFO**Short Syntax:** V34.026 Clnt CR blkcd *destination* nt *network ID***Long Syntax:** V34.026 Client connection request on busy interface to *destination* on network *network ID***Description:** The client (ex: Dial Circuit or Wan Restoral) is trying to initiate a connection, but the base network is busy.

V34.027**Level:** C-INFO**Short Syntax:** V34.027 Out Call *destination* cmp T= *time* nt *network ID***Long Syntax:** V34.027 Client connection established to *destination* in *time* seconds on network *network ID***Description:** The connection requested by a local client (ex: Dial Circuit or Wan Restoral) to the specified address has been established in the specified time. The operator may care to use this value to adjust configured connect timeout.

V34.028**Level:** ALWAYS**Short Syntax:** V34.028 Bad drct Tx prot *Protocol*, pls remap to dial circuit on nt *network ID***Long Syntax:** V34.028 Some forwarder (*Protocol*) has attempted to transmit directly over the V.34 network *network ID***Description:** Transmits over the V.34 network are only supposed to be done via an associated dial circuit, which will do an appropriate encapsulation. This is caused by a mistake in the configuration of the forwarders. No forwarder should be configured to use the V.34

network. To bound the number of these messages, they will be logged only a fraction of the actual events.

Cause: A forwarder (IP, IPX, etc) address was assigned to the V.34 interface.

Action: Delete the address, and (probably) re-assign it to a dial circuit (which is itself mapped to the V.34 network).

Cause: The bridge or other forwarder has been configured to use the V.34 interface.

Action: Remove the V.34 interface as a port used by the bridge or forwarder.

V34.029

Level: UE_ERROR

Short Syntax: V34.029 V34 escape and hangup command, *hangup_string*, not recognized by modem on nt *netnum*

Long Syntax: V34.029 V34 escape and hangup command, *hangup_string*, not recognized by modem on nt *netnum*

Description: The modem did not recognize the escape sequence and hangup command sent by the V34 initialization fsm.

Cause: An incorrect hangup string has been configured.

Action: Look up the correct hangup string for the particular modem connected to the interface. The default if none is specified is ATH.

V34.030

Level: UE_ERROR

Short Syntax: V34.030 V34 reset command, *reset_string*, not recognized by modem on nt *netnum*

Long Syntax: V34.030 V34 reset command, *reset_string*, not recognized by modem on nt *netnum*

Description: The modem did not recognize the reset command sent by the V34 initialization fsm.

Cause: An incorrect reset string has been configured.

Action: Look up the correct reset string for the particular modem connected to the interface. The default if none is specified is ATZ.

V34.031

Level: UE_ERROR

Short Syntax: V34.031 V34 factory defaults command, *factory_string*, not recognized by modem on nt *netnum*

Long Syntax: V34.031 V34 factory defaults command, *factory_string*, not recognized by modem on nt *netnum*

Description: The modem did not recognize the set factory defaults command sent by the V34 initialization fsm.

Cause: An incorrect factory defaults string has been configured.

Action: Look up the correct factory defaults string for the particular modem connected to the interface. The default is AT&F.

V34.032

Level: UE_ERROR

Short Syntax: V34.032 V34 init command, *init_string*, not recognized by modem on nt *netnum*

Long Syntax: V34.032 V34 init command, *init_string*, not recognized by modem on nt *netnum*

Description: The modem did not recognize the init string command sent by the V34 initialization fsm.

Cause: An incorrect init string has been configured.

Action: Look up the correct init string for the particular modem connected to the interface. The default if none is specified is at&f&s111&d2&c1x3.

V34.033

Level: UE_ERROR

Short Syntax: V34.033 V34 initialization fsm failed on nt *netnum*

Long Syntax: V34.033 V34 initialization fsm failed on nt *netnum*

Description: The V34 modem initialization algorithm failed.

Cause: Most likely an incorrect init string has been configured.

Action: Look up the correct init string for the particular modem connected to the interface. The default if none is specified is at&f&s111&d2&c1x3.

WAN Restoral System (WRS)

This chapter describes WAN Restoral System (WRS) messages. For information on message content and how to use the message, refer to the Introduction.

WRS.001

Level: C-INFO

Short Syntax: WRS.001 Primary net *network ID* switching to secondary net *network ID*

Long Syntax: WRS.001 Primary interface number *network ID* switching to secondary interface number *network ID*

Description: The primary interface is being restored through the secondary circuit.

WRS.002

Level: C-INFO

Short Syntax: WRS.002 Primary net *network ID* restored on secondary net *network ID*

Long Syntax: WRS.002 Primary interface number *network ID* restored on secondary interface number *network ID*

Description: The primary interface has been restored through the secondary circuit.

WRS.003

Level: UI-ERROR

Short Syntax: WRS.003 Primary net *network ID* can't restore on secondary net *network ID*

Long Syntax: WRS.003 Primary interface number *network ID* failed to restore on secondary interface number *network ID*

Description: The primary interface has not been restored through the secondary circuit.

WRS.004

Level: C-INFO

Short Syntax: WRS.004 Secondary net *network ID* switching back to primary net *network ID*

Long Syntax: WRS.004 Secondary interface number *network ID* switching back to primary interface number *network ID*

Description: The secondary interface is being restored through a secondary circuit.

WRS.005

Level: C-INFO

Short Syntax: WRS.005 Switch to sec net *network ID* aborted pri net *network ID* back on line

Long Syntax: WRS.005 Switch to secondary interface number *network ID* aborted primary interface number *network ID* back on line

Description: The switch to secondary interface has been aborted, primary came back on-line.

WRS.006

Level: C-INFO

Short Syntax: WRS.006 Switch to sec net *network ID* averted pri net *network ID* disabled

Long Syntax: WRS.006 Switch to secondary interface number *network ID* averted primary interface number *network ID* disabled

Description: The switch to secondary interface has been averted, primary interface is disabled.

WRS.007

Level: C-INFO

Short Syntax: WRS.007 Secondary net *network ID* failed resort to primary net *network ID*

Long Syntax: WRS.007 Secondary interface number *network ID* resorting back to primary interface number *network ID*

Description: The secondary interface has gone down causing a switch back to the primary circuit.

WRS.008

Level: C-INFO

Short Syntax: WRS.008 Sec net *network ID* swt to AVL; pri net *network ID* bck ONL

Long Syntax: WRS.008 Secondary net number *network ID* switch to AVAILABLE; primary net number *network ID* back ONLINE

Description: The switch to secondary interface has been aborted, primary still active and on-line.

WRS.009

Level: C-TRACE

Short Syntax: WRS.009 Packet forwarded pri net *network ID* onto sec net *network ID*

Long Syntax: WRS.009 Packet forwarded from the primary interface number *network ID* onto the secondary interface number *network ID*

Description: A packet has been forwarded from the primary interface onto the secondary interface.

WRS.010

Level: C-TRACE

Short Syntax: WRS.010 Packet received on pri net *network ID* from sec net *network ID*

Long Syntax: WRS.010 Packet received on primary interface number *network ID* from secondary interface number *network ID*

Description: A packet has been received onto the primary interface from the secondary interface.

WRS.011**Level:** C-TRACE**Short Syntax:** WRS.011 Packet discarded on pri net *network ID* sec net *network ID* down**Long Syntax:** WRS.011 Packet discarded on the primary interface number *network ID* secondary interface number *network ID* is down**Description:** A packet has been discarded from the primary interface onto the secondary interface. Secondary is down.

WRS.012**Level:** C-TRACE**Short Syntax:** WRS.012 Unable to forward pri net *network ID* onto sec net *network ID***Long Syntax:** WRS.012 Packet forwarded from the primary interface number *network ID* onto the secondary interface number failed *network ID***Description:** A packet cannot be forwarded from the primary interface onto the secondary interface.

WRS.013**Level:** C-INFO**Short Syntax:** WRS.013 Switch to sec net *network ID* aborted, sec restoral disabled**Long Syntax:** WRS.013 Switch to secondary interface number *network ID* aborted secondary restoral disabled**Description:** The switch to secondary interface has been aborted, secondary restoral is disabled.

WRS.014**Level:** C-INFO**Short Syntax:** WRS.014 Switch to sec net *network ID* aborted, sec retry exceeded**Long Syntax:** WRS.014 Switch to secondary interface number *network ID* aborted secondary retries exceeded**Description:** The switch to secondary interface has been aborted, secondary retry attempts have been exceeded.

WRS.015**Level:** C-INFO**Short Syntax:** WRS.015 Secondary test initiated net *network ID***Long Syntax:** WRS.015 Secondary test initiated on secondary interface number *network ID***Description:** A secondary interface test has been initiated.

WRS.016**Level:** C-INFO**Short Syntax:** WRS.016 Secondary test successfull net *network ID***Long Syntax:** WRS.016 Secondary test initiated on secondary interface number *network ID* has completed succesfully**Description:** A secondary interface test has been completed successfully.

WRS.017

Level: C-INFO

Short Syntax: WRS.017 Secondary test unsuccessful net *network ID*

Long Syntax: WRS.017 Secondary test initiated on secondary interface number *network ID* has completed unsuccessfully

Description: A secondary interface test has been completed unsuccessfully.

WRS.018

Level: C-INFO

Short Syntax: WRS.018 Periodic sec test scheduled net *network ID*

Long Syntax: WRS.018 Periodic secondary test scheduled interface number *network ID*

Description: A periodic secondary test has been scheduled on interface.

WRS.019

Level: C-INFO

Short Syntax: WRS.019 Periodic sec test passed net *network ID*

Long Syntax: WRS.019 Periodic secondary test passed interface number *network ID*

Description: A periodic secondary test has been completed successfully on interface.

WRS.020

Level: C-INFO

Short Syntax: WRS.020 Periodic sec test failed net *network ID*

Long Syntax: WRS.020 Periodic secondary test failed interface number *network ID*

Description: A periodic secondary test has not been completed successfully on interface.

WRS.021

Level: C-INFO

Short Syntax: WRS.021 Periodic sec test aborted net *network ID*

Long Syntax: WRS.021 Periodic secondary test aborted interface number *network ID*

Description: A periodic secondary test has not been completed successfully on interface.

WRS.022

Level: UE-ERROR

Short Syntax: WRS.022 Protocol initialization on sec ignored, prot = *type* on nt *network ID*

Long Syntax: WRS.022 Protocol initialization on secondary ignored, protocol = *type* on network *network ID*

Description: Invalid protocol configured on secondary circuit.

Cause: Software configuration out of date, contact customer service.

WRS.023**Level:** UE-ERROR**Short Syntax:** WRS.023 Sec int disabled, mismatch datalink nt *network ID***Long Syntax:** WRS.023 Secondary interface disabled, mismatched datalink type network *network ID***Description:** Mismatched data-link type was configured on secondary interface; data-link type must match primary interface.

WRS.024**Level:** C-INFO**Short Syntax:** WRS.024 Perform n_up for net *network ID***Long Syntax:** WRS.024 Perform deferred net-up for interface number *network ID***Description:** The specified primary interface has been up continuously for the configured stabilization period, so the router posts the deferred net-up notification.

WRS.025**Level:** C-INFO**Short Syntax:** WRS.025 Reroute pri *network ID* alt *network ID***Long Syntax:** WRS.025 Begin rerouting for primary *network ID* using alternate *network ID***Description:** The specified primary interface went down (or has not come up within the configured first-stabilization period) so the router brings up the alternate to provide rerouting service.

WRS.026**Level:** C-INFO**Short Syntax:** WRS.026 End reroute pri *network ID* alt *network ID***Long Syntax:** WRS.026 End rerouting for primary *network ID* using alternate *network ID***Description:** The specified primary interface no longer requires the rerouting services of the alternate. If no other primary interfaces need the alternate's services, the router restores the alternate to its state before the router brought it up for rerouting.

WRS.027**Level:** C-INFO**Short Syntax:** WRS.027 Queue deferred n_up for pri *network ID***Long Syntax:** WRS.027 Queue deferred net-up for interface number *network ID***Description:** The specified primary interface came up, but the router defers the net-up notification for the configured stabilization period.

WRS.028**Level:** C-INFO**Short Syntax:** WRS.028 Queue delayed n_up for pri *network ID***Long Syntax:** WRS.028 Queue delayed net-up for interface number *network ID***Description:** The specified primary interface came up, but the router delayed the net-up notification until the configured time-of-day revert-back start time. Stabilization period, if configured, has already passed.

WRS.029**Level:** C-INFO**Short Syntax:** WRS.029 Dial-ofl switch some prots pri *network ID* alt *network ID***Long Syntax:** WRS.029 Dial-on-overflow switching some protocols from primary *network ID* to alternate *network ID***Description:** The dial-on-overflow add-threshold was exceeded and the defined protocols are being switched to the alternate interface.

WRS.030**Level:** C-TRACE**Short Syntax:** WRS.030 Dial-ofl traffic pri *network ID* sp *speed* add *add-count* drp *drop-count* in: *in-count* out: *out-count***Long Syntax:** WRS.030 Dial-on-overflow sample traffic primary *network ID* speed *speed* add-count *add-count* drop-count *drop-count* in-count: *in-count* out-count: *out-count***Description:** The dial-on-overflow function is sampling the traffic on the primary link to determine whether the add- or drop-thresholds are exceeded. The configured link speed, the threshold counts for adding or dropping the alternate, and the actual in and out counts during the last interval are reported.

WRS.031**Level:** C-INFO**Short Syntax:** WRS.031 Dial-ofl not enabled pri *network ID* wrong dta lnk type**Long Syntax:** WRS.031 Dial-on-overflow not enabled primary *network ID* wrong primary data link type**Description:** Dial-on-overflow was configured for a primary link that has a data link type that is invalid for dial-on-overflow.

WRS.032**Level:** C-INFO**Short Syntax:** WRS.032 Dial-ofl pri *network ID* alt *network ID* min alt up time *sec* *sec* *exprd***Long Syntax:** WRS.032 Dial-on-overflow primary *network ID* alternate *network ID* minimum alternate up time *sec* seconds expired**Description:** The minimum dial-on overflow alternate up time for the specified primary/alternate pair expired. The dial-on-overflow protocols will be switched back to the primary link.

WRS.033**Level:** C-INFO**Short Syntax:** WRS.033 WRR alt *network ID* down, was rerouting for pri *network ID***Long Syntax:** WRS.033 Wan reroute alternate link *network ID* has been marked down, was rerouting for primary *network ID***Description:** The wan-reroute alternate link that was actively rerouting traffic for the specified primary has been marked down.

Panic wrsimem

Short Syntax: WAN restoral initialization failed, no memory.

Description: The WAN restoral initialization failed to allocate sufficient memory to complete initialization.

Action: Contact customer service.

Xerox Network Core (XN)

This chapter describes Xerox Network Core (XN) messages. For information on message content and how to use the message, refer to the Introduction.

XN.001

Level: UE-ERROR

Short Syntax: XN.001 *protocol* trunc pkt frm *source_net/ source_node*, xns *length* phys *length*

Long Syntax: XN.001 *protocol* truncated packet from *source_net/ source_node*; xns *length*, physical *length*

Description: This message is generated when a packet has an XNS packet length greater than the packets physical length.

Cause: Programming error in remote node, truncation by network.

XN.002

Level: UE-ERROR

Short Syntax: XN.002 *protocol* non-zero TC frm *source_net/ source_node* TC

Long Syntax: XN.002 *protocol* non-zero transport control from *source_net/ source_node*, TC

Description: The reserved bits in the Transport Control field of the header were not zero. An Error (checksum) packet will be sent.

XN.003

Level: UE-ERROR

Short Syntax: XN.003 *protocol* bd rtng cksum frm *source_net/ source_node*, rcv *cksum* cmp *cksum*

Long Syntax: XN.003 *protocol* bad routing checksum from *source_net/ source_node*; received *cksum*, compared *cksum*

Description: This message is generated when the checksum in a packet being forwarded does not match the calculated checksum for the packet. An Error (checksum) packet will be sent.

Cause: There is a programming error in the remote node.

Action: Correct the software in remote node.

Cause: Packet was corrupted on the network.

XN.004

Level: UE-ERROR

Short Syntax: XN.004 *protocol* hop cnt ovflo frm *source_net/ source_node* to *destination_net*

Long Syntax: XN.004 *protocol* hop count overflow from *source_net/ source_node* to *destination_net*

Description: This message is generated when a packet's hop count counts up past 15 and overflows. An Error (hop count) packet will be sent.

XN.005**Level:** CE-ERROR**Short Syntax:** XN.005 *protocol no gwy frm source_net/ source_node to destination_net***Long Syntax:** XN.005 *protocol no gateway from source_net/ source_node to destination_net***Description:** This message is generated when a packet cannot be forwarded because there is no gateway to the destination network. An Error (unreachable) packet will be sent.

XN.006**Level:** CE-ERROR**Short Syntax:** XN.006 *protocol wstd hop frm source_net/ source_node to destination_net***Long Syntax:** XN.006 *protocol wasted hop from source_net/ source_node to destination_net***Description:** This packet is generated when a packet is being sent out the same network interface it arrived on. This router is not the best path off that network to the destination network.**Cause:** Misconfigured first-hop router for end node on network.**Action:** Reconfigure node.**Cause:** Routing tables are inconsistent.

XN.007**Level:** UE-ERROR**Short Syntax:** XN.007 *protocol dst hst 0 frm source_net/ source_node to destination_net***Long Syntax:** XN.007 *protocol destination host 0 from source_net/ source_node to destination_net***Description:** This message is generated when a packet is addressed to node 000000000000. This is an illegal host address. An Error (checksum) packet will be sent.

XN.008**Level:** P-TRACE**Short Syntax:** XN.008 *protocol source_net/ source_node -> dest_net/ dest_node***Long Syntax:** XN.008 *protocol Packet received from source_net/ source_node for dest_net/ dest_node***Description:** This message is generated when a packet is forwarded.

XN.009**Level:** UE-ERROR**Short Syntax:** XN.009 *protocol pkt too lng to frwd pkt_size > max_size nt output network ID frm source_net/ source_node***Long Syntax:** XN.009 *protocol packet too long to forward pkt_size > max_size net output network ID from source_net/ source_node***Description:** This message is generated when a forwarded packet cannot be sent out the required interface because it is too long. An Error (size) packet will be sent.

XN.010**Level:** UI-ERROR**Short Syntax:** XN.010 *protocol type* frm *source_net/ source_node* for *dest_net/ dest_node* dsc, rsn *code***Long Syntax:** XN.010 *protocol type* from *source_net/ source_node* for *dest_net/ dest_node* discarded for reason *code***Description:** An outgoing packet was not successfully transmitted for the reason indicated by the error code.

XN.011**Level:** C-INFO**Short Syntax:** XN.011 *protocol intrfc network/ node* nt *network ID* up**Long Syntax:** XN.011 *protocol interface network/ node* net *network ID* up**Description:** The specified interface has come up, and has been enabled for the specified XNS protocol.

XN.012**Level:** U-INFO**Short Syntax:** XN.012 *protocol del* nt *destination_net* rt via *gateway* nt *network ID***Long Syntax:** XN.012 *protocol deleted* net *destination_net* route via *gateway* net *network ID***Description:** The specified route has been deleted because the first hop interface for that route has gone down.**Cause:** Interface down.**Action:** Fix network.

XN.013**Level:** UI-ERROR**Short Syntax:** XN.013 *protocol tbl ovfl*, dst *destination_net***Long Syntax:** XN.013 *protocol Table overflow*, destination *destination_net***Description:** This message is generated when a new entry cannot be made to routing table because it is already full.**Cause:** Routing table too small.**Action:** Increase routing table size for this protocol.

XN.014**Level:** C-INFO**Short Syntax:** XN.014 *protocol echo typ operation* to skt *socket* frm *source_net/ source_node***Long Syntax:** XN.014 *protocol Echo type operation* to socket *socket* from *source_net/ source_node***Description:** A packet of the echo type has been received with the specified operation to the specified socket.

XN.015

Level: UE-ERROR

Short Syntax: XN.015 *protocol* bd src *source_net/ source_node* nt *network ID*

Long Syntax: XN.015 *protocol* bad source *source_net/ source_node* net *network ID*

Description: A packet was being returned to the sender, but the senders node address was a multicast address or the illegal address 000000000000. This can happen when sending an Echo reply, an Error packet, or replying to other queries. The packet will be discarded.

XN.016

Level: UE-ERROR

Short Syntax: XN.016 *protocol* bad net 0 *source_net/ source_node-> dest_net/ dest_node*

Long Syntax: XN.016 *protocol* bad source network 0 from *source_net/ source_node* for *dest_net/ dest_node*

Description: A packet was being returned to the sender, and the source network was zero, but the destination network was non-zero. This can happen when sending an Echo reply, an Error packet, or replying to other queries. The packet will be discarded.

XN.017

Level: UI-ERROR

Level: OOM

Short Syntax: XN.017 *protocol* no mem for err pkt

Long Syntax: XN.017 *protocol* No memory for error packet

Description: This message is generated when no memory is available to copy the offending packet into an Error packet. An Error packet will not be sent.

XN.018

Level: UE-ERROR

Short Syntax: XN.018 *protocol* short (*length*) pkt frm *source_net/ source_node* (?) nt *network ID*

Long Syntax: XN.018 *protocol* short (*length*) packet from *source_net/ source_node* (?) net *network ID*

Description: This message is generated when a packet has a physical length shorter than the minimum 30 byte XNS, IPX, or DDS header length. The *source_net* and *source_node* may or may not be valid packet data, depending on how severe the truncation is.

Cause: Programming error in remote node, truncation by network.

XN.019

Level: C-TRACE

Short Syntax: XN.019 *protocol* chg src net to *new_source_net*, pkt *source_net/ source_node* -> *dest_net/ dest_node*

Long Syntax: XN.019 *protocol* changing source network to *new_source_net* on packet received from *source_net/ source_node* for *dest_net/ dest_node*

Description: This message is generated when an IPX packet is received with a source network number of 0. The router corrects this to be the network number of the interface the packet was received on.

XN.020

Level: UE-ERROR

Short Syntax: XN.020 *protocol* bad src net 0, hop count *hop_count*, *source_net/*
source_node -> *dest_net/ dest_node*, nt *network ID*

Long Syntax: XN.020 *protocol* has source network 0 with hop count *hop_count* on packet received from *source_net/ source_node* for *dest_net/ dest_node* via network *network ID*

Description: This message is generated when an IPX packet is received with a source network number of 0, and the hop count (transport control) is non-zero. The source network number will not be corrected, since it is probably not the network it was received on. The *dest_node* will be unable to reply.

Cause: This would indicate that the packet has already been forwarded by another router that does not correct the source network number when forwarding, or that the originating node sent the packet with a non-zero hop count.

Action: Correct programming error at remote node or router.

XN.021

Level: UE-ERROR

Short Syntax: XN.021 *protocol* inv len (*claimed_length*) frm *source_net/ source_node*

Long Syntax: XN.021 *protocol* invalid length (*claimed_length* bytes) from *source_net/*
source_node

Description: This message is generated when a packet has a length field in the XNS, IPX or DDS network layer header that is shorter than the 30 byte minimum packet length.

Cause: Programming error in remote node, corruption by network.

X.25 Transport over TCP/IP (XTP)

This chapter describes X.25 Transport over TCP/IP (XTP) messages. For information on message content and how to use the message, refer to the Introduction.

XTP.002

Level: U-INFO

Short Syntax: XTP.002 q overflow, nt *network ID*

Long Syntax: XTP.002 Queue overflow on packet from net *network ID*

Description: This message is generated when there is a input queue overflow causing the forwarder to discard the packet.

Cause: Input queue overflows happen when a packet is received from an interface that is short on buffers and the length of the XTP queue is greater than the fair share. This may be caused by either a burst or steady state of traffic arriving faster than the XTP forwarder can forward it.

Action: Reduce traffic bursts. Upgrade to a faster router.

XTP.003

Level: UI-ERROR

Short Syntax: XTP.003 invalid ckt id recvd

Long Syntax: XTP.003 The circuit id received in the job is NULL

Description: The circuit id received in the job is NULL .

Cause: The XTP forwarder is not installed.

XTP.004

Level: UI-ERROR

Short Syntax: XTP.004 tcp xfer for data from x25 ckt failed

Long Syntax: XTP.004 Data received on X.25 ckt could not be sent over TCP

Description: Data received on the X.25 circuit could not be sent over TCP.

XTP.005

Level: UI-ERROR

Short Syntax: XTP.005 invalid tcp mesg type recvd

Long Syntax: XTP.005 Undefined message received on TCP

Description: The TCP message received is not among the ones defined.

XTP.006

Level: U-INFO

Short Syntax: XTP.006 called dte *dteaddr*, in call req from peer *ipaddr* not configured

Long Syntax: XTP.006 Called DTE *dteaddr*, in CALL REQUEST from peer *ipaddr* is not configured on any interface.

Description: The DTE to which a call needs to be made is not configured on any interface.

XTP.007**Level:** UI-ERROR**Short Syntax:** XTP.007 call req to dte *dteaddr*, from peer *ipaddr* failed**Long Syntax:** XTP.007 Call request to DTE *dteaddr*, from peer *ipaddr* failed**Description:** The call request made to the DTE failed.

XTP.008**Level:** U-INFO**Short Syntax:** XTP.008 tcp pkt or x25 pkt has invalid cktid**Long Syntax:** XTP.008 We received a tcp packet or an x.25 pkt with invalid circuit id in it.**Description:** It could be just a cleaning up phase and probably would not effect anything.

XTP.009**Level:** UI-ERROR**Short Syntax:** XTP.009 tcp pkt alloc failed**Long Syntax:** XTP.009 Memory allocation for XTP tcp packet failed**Description:** Allocation of a XTP tcp packet failed.

XTP.010**Level:** UI-ERROR**Short Syntax:** XTP.010 unkn x25 data type recvd in tcp pkt**Long Syntax:** XTP.010 X.25 data encapsulated in TCP packet is neither Q nor U data.**Description:** X.25 data contained in the tcp message is invalid.

XTP.011**Level:** UI-ERROR**Short Syntax:** XTP.011 data xfer req from peer *ipaddr* on an inactive x25 ckt**Long Syntax:** XTP.011 TCP Request from peer *ipaddr* to send data on an inactive X.25 circuit is received.**Description:** Data cannot be sent over the X.25 circuit as it is not in the active state.

XTP.012**Level:** UI-ERROR**Short Syntax:** XTP.012 data xfer req from peer *ipaddr*, on nt *network ID* failed**Long Syntax:** XTP.012 Data from peer *ipaddr*, could not be sent on net *network ID***Description:** Data could not be sent over the X.25 circuit

XTP.013**Level:** UI-ERROR**Short Syntax:** XTP.013 mem alloc failed in *function_name***Long Syntax:** XTP.013 Memory allocation failed in function *function_name***Description:** Memory could not be allocated.

XTP.014**Level:** UI-ERROR**Short Syntax:** XTP.014 *network ID***Long Syntax:** XTP.014 *network ID***Description:** XTP generic debug message.

XTP.015**Level:** UI-ERROR**Short Syntax:** XTP.015 call req from rmt dte *dteaddr*, on peer *ipaddr*, to local dte *dteaddr* failed**Long Syntax:** XTP.015 Call request from DTE *dteaddr*, configured on peer *ipaddr*, to local DTE *dteaddr* failed**Description:** X.25 Call request failed.

XTP.016**Level:** U-INFO**Short Syntax:** XTP.016 no pvcs from peer *ipaddr* to local dtes**Long Syntax:** XTP.016 TCP message having PVC info from *ipaddr* is empty**Description:** There are no PVCs configured between the DTEs attached to the two routers.

XTP.017**Level:** U-INFO**Short Syntax:** XTP.017 xtp init successful**Long Syntax:** XTP.017 XTP forwarder initialization on the router is successful**Description:** The XTP forwarder initialized successfully.

XTP.018**Level:** UI-ERROR**Short Syntax:** XTP.018 equip type not set in X.25 cnfg**Long Syntax:** XTP.018 The interface needs to be set as a DTE or DCE in X.25 configuration**Description:** The interface type of the router is not set.**Cause:** The interface type needs to be set in X.25 configuration.

XTP.019**Level:** UI-ERROR**Short Syntax:** XTP.019 multiple dtes configured on dce interface *interface***Long Syntax:** XTP.019 More than one DTE has been configured on DCE interface *interface***Description:** Multiple DTEs are configured on a interface of equipment type DCE.

XTP.020**Level:** UI-ERROR**Short Syntax:** XTP.020 internal ip addr not set**Long Syntax:** XTP.020 The internal IP address has not been set in IP config**Description:** The internal IP address of the router is not set.**Action:** Set the internal IP address in IP config.

XTP.021**Level:** U-INFO**Short Syntax:** XTP.021 net dwn, nt *network ID***Long Syntax:** XTP.021 net down for net *network ID***Description:** This message is generated when the net goes down

XTP.022**Level:** UI-ERROR**Short Syntax:** XTP.022 pvc req for unconfigured local dte or lcn *dteaddr***Long Syntax:** XTP.022 A PVC is configured for a unconfigured local DTE or lcn *dteaddr***Description:** Configure the local DTE or lcn.

XTP.023**Level:** UI-ERROR**Short Syntax:** XTP.023 excess pvcs configured**Long Syntax:** XTP.023 The number of PVCs configured exceeds the limit**Description:** More than the defined limit of PVCs are configured.

XTP.024**Level:** UI-ERROR**Short Syntax:** XTP.024 recv on null tcb**Long Syntax:** XTP.024 Receive posted on null tcb**Description:** Receive posted on null tcb.

XTP.025**Level:** UI-ERROR**Short Syntax:** XTP.025 null iob recvd on tcp**Long Syntax:** XTP.025 The iob received on TCP is null**Description:** A null iob was received over TCP.

XTP.026**Level:** UI-ERROR**Short Syntax:** XTP.026 tcp post rcv failed**Long Syntax:** XTP.026 The receive posted by TCP failed**Description:** The receive posted by TCP to get data failed.

XTP.027**Level:** UI-ERROR**Short Syntax:** XTP.027 xtp_tcp hdr rcvd from peer *ipaddr*, has invalid msg size *msg_size***Long Syntax:** XTP.027 xtp_tcp header received from peer *ipaddr*, has an invalid message size *msg_size*.**Description:** The message size in xtp_tcp header is invalid.

XTP.028**Level:** UI-ERROR**Short Syntax:** XTP.028 null apphnd in tcbp, TCP cnn to peer *ipaddr* is down**Long Syntax:** XTP.028 null apphnd in tcbp, TCP cnn to peer *ipaddr* is down.**Description:** The circuit ID in a TCP control block is null even though we have data for a TCP circuit. The application handle is NULL in the tcbp, probably due to the fact that the TCP connection to the associated peer router came down right after data from it arrived. This is a normal occurrence if a XTP.56 message was logged just before this message.

XTP.029**Level:** UI-ERROR**Short Syntax:** XTP.029 tcp sess to peer *ipaddr* is reset**Long Syntax:** XTP.029 The TCP session to peer *ipaddr* is being reset**Description:** The TCP session is reset.

XTP.030**Level:** UI-ERROR**Short Syntax:** XTP.030 tcp send to peer *ipaddr* failed**Long Syntax:** XTP.030 TCP send to peer *ipaddr* failed**Description:** The TCP call to send data failed.

XTP.031**Level:** UI-ERROR**Short Syntax:** XTP.031 x25 api reg failed on int *interface***Long Syntax:** XTP.031 Registration with the X.25 service failed on interface *interface***Description:** X.25 API call to register with X.25 service failed.

XTP.032**Level:** U-INFO**Short Syntax:** XTP.032 xtp listening on tcp port *port***Long Syntax:** XTP.032 TCP component of XTP did a passive open on tcp port *port***Description:** XTP TCP module successfully did a passive open.

XTP.033

Level: UI-ERROR

Short Syntax: XTP.033 xtp passive open failed on tcp port *port*

Long Syntax: XTP.033 TCP component of XTP did a passive open on port *port* which failed

Description: XTP TCP module failed doing a passive open.

XTP.034

Level: U-INFO

Short Syntax: XTP.034 xtp active open from *ipaddr*

Long Syntax: XTP.034 TCP component of XTP did a active open from *ipaddr*

Description: XTP TCP module successfully did a active open.

XTP.035

Level: UI-ERROR

Short Syntax: XTP.035 xtp tcp active open from *ipaddr* failed

Long Syntax: XTP.035 TCP component of XTP did a failed active open from *ipaddr*

Description: XTP TCP module failed doing a active open.

XTP.036

Level: U-INFO

Short Syntax: XTP.036 tcp cnn from unconfigured peer *ipaddr* not accepted

Long Syntax: XTP.036 TCP connection from unconfigured peer *ipaddr* not accepted

Description: Router from which a connection request is received is not configured as a peer router.

XTP.037

Level: UI-ERROR

Short Syntax: XTP.037 rtr with greater IP addr *ipaddr* - an error

Long Syntax: XTP.037 Some how an router with greater IP address does an active open, against the design. src *ipaddr*

Description: An active open from a greater ipaddr was received at a lower ipaddr which is an error.

XTP.038

Level: U-INFO

Short Syntax: XTP.038 closing prev tcp cnn to peer *ipaddr*

Long Syntax: XTP.038 Closing previously opened TCP connection to *ipaddr*

Description: A previously opened TCP connection is closed.

XTP.039**Level:** U-INFO**Short Syntax:** XTP.039 tcp cnn estab from *ipaddr***Long Syntax:** XTP.039 TCP connection established between *ipaddr***Description:** TCP connection is established between peer routers.

XTP.040**Level:** UI-ERROR**Short Syntax:** XTP.040 fatal err in xtpcopyunsl()**Long Syntax:** XTP.040 Fatal error in xtpcopyunsl()**Description:** Fatal error in xtpcopyunsl().

XTP.041**Level:** U-INFO**Short Syntax:** XTP.041 tcp msg *msg_type*, sent to router *ipaddr***Long Syntax:** XTP.041 TCP packet containing message *msg_type*, is sent to router *ipaddr***Description:** TCP message is being sent, just a LOG.

XTP.042**Level:** U-INFO**Short Syntax:** XTP.042 tcp msg *Network ID***Long Syntax:** XTP.042 TCP packet containing message *Network ID***Description:** TCP message has been received, just a LOG.

XTP.043**Level:** UI-ERROR**Short Syntax:** XTP.043 tcp cnn to *Network ID***Long Syntax:** XTP.043 TCP connection to *Network ID* has reached limit.**Description:** As one TCP connection carries multiple SVCs and if data is comes too fast on SVCs TCP cnn is unable to handle so much traffic.

XTP.044**Level:** U-INFO**Short Syntax:** XTP.044 peer *ipaddr* closed tcp cnn**Long Syntax:** XTP.044 Remote host *ipaddr* has closed the TCP connection.**Description:** Connection has been closed, do the clean up.

XTP.045**Level:** U-INFO**Short Syntax:** XTP.045 appln handle in tcbp retn from tcp NULL**Long Syntax:** XTP.045 In a TCP upcall we found that application handle for a TCP connection is NULL**Description:** This may not be a terrible error

XTP.046

Level: UI-ERROR

Short Syntax: XTP.046 invalid message size *msg_size* requested for transport on TCP

Long Syntax: XTP.046 The message size *msg_size* requested by X.25 for transport on TCP is invalid.

Description: Check the message sizes in X.25.

XTP.047

Level: UI-ERROR

Short Syntax: XTP.047 request to send on a non-established TCP connection

Long Syntax: XTP.047 You got a request to forward either x25 call req, x25 data on a non-established TCP connection.

Description: Possible misconfiguration in XTP or X.25

XTP.048

Level: UI-ERROR

Short Syntax: XTP.048 invalid tcp cnn, src and dst same - *ipaddr*

Long Syntax: XTP.048 Peer IP address same as the local IP address - *ipaddr*.

Description: Check the configuration of IP address under XTP.

XTP.049

Level: UI-ERROR

Short Syntax: XTP.049 called x.25 address *dteaddr* not configured as rmt dte

Long Syntax: XTP.049 Called X.25 DTE address *dteaddr* in the call request packet is not configured in XTP.

Description: Check the configuration of Remote DTE addresses under XTP.

XTP.050

Level: UI-ERROR

Short Syntax: XTP.050 pvc with lcn *lcn* not configured in x25

Long Syntax: XTP.050 PVC with LCN *lcn* is configured in XTP but not in X.25

Description: Configure the PVC in X.25 also.

XTP.051

Level: UI-ERROR

Short Syntax: XTP.051 xtp init not successful on nt *network ID*

Long Syntax: XTP.051 XTP is not successfully initialized on net *network ID*

Description: Interface in question can be down or not of X25 type or

XTP.052**Level:** U-INFO**Short Syntax:** XTP.052 call req for call *dteaddr*,--> *dteaddr*, cannot be fwd to peer *ipaddr*, no TCP cnn**Long Syntax:** XTP.052 An X.25 Call Request from calling DTE *dteaddr*, to called DTE *dteaddr*, cannot be forwarded to peer *ipaddr* since the TCP connection to the peer is not active.**Description:** The connection to the called DTE cannot be established through the peer router at this time since the TCP connection to the peer is currently inactive.

XTP.053**Level:** U-INFO**Short Syntax:** XTP.053 call req for call *dteaddr*,--> *dteaddr*, redrive to peer *ipaddr***Long Syntax:** XTP.053 An X.25 Call Request from calling DTE *dteaddr*, to called DTE *dteaddr*, is being re-driven to peer router *ipaddr*.**Description:** The connection to the called DTE is being attempted through the peer router since a previous attempt through a different peer failed.

XTP.054**Level:** U-INFO**Short Syntax:** XTP.054 no other peer for call req redrive for call *dteaddr*,--> *dteaddr***Long Syntax:** XTP.054 There are no other available peer routers to attempt a redrive of the X.25 Call Request from calling DTE *dteaddr*, to called DTE *dteaddr*.**Description:** The connection to the called DTE cannot be attempted through another peer router.

XTP.055**Level:** U-INFO**Short Syntax:** XTP.055 call req timeout for call *dteaddr*,--> *dteaddr*, via peer *ipaddr***Long Syntax:** XTP.055 An X.25 Call Request from calling DTE *dteaddr*, to called DTE *dteaddr*, through peer router *ipaddr* timed out.**Description:** The connection to the called DTE that was being attempted through the peer router was never responded to within the connection time out value.

XTP.056**Level:** U-INFO**Short Syntax:** XTP.056 tcp cnn to peer *ipaddr* has closed**Long Syntax:** XTP.056 The TCP connection to remote host *ipaddr* has closed.**Description:** The TCP connection to remote host has been closed.

XTP.057

Level: U-INFO

Short Syntax: XTP.057 tcp cnn to peer *ipaddr* closed - no keepalives

Long Syntax: XTP.057 The TCP connection to remote host *ipaddr* has been closed due to a lack of received Keepalive messages.

Description: The TCP connection to the remote host has been closed because this router is no longer receiving X.25 Transport Keepalive messages from it.

XTP.058

Level: U-INFO

Short Syntax: XTP.058 unsupported tcp msg *Network ID*, message dropped

Long Syntax: XTP.058 An unsupported TCP packet containing message *Network ID*, clear sent

Description: An unsupported TCP message has been received. There is an incompatibility between this router and the router that sent the TCP message.

X.25 Network Interface (X25)

This chapter describes X.25 Network Interface (X25) messages. For information on message content and how to use the message, refer to the Introduction.

X25.001

Level: UI-ERROR

Level: OOM

Short Syntax: X25.001 fld bff allc nt *network ID*

Long Syntax: X25.001 buffer allocation failed network index *network ID*

Description: An attempt by the X.25 network handler to allocate an internal buffer failed. The effect may not be serious, unless subsequent attempts also fail.

X25.002

Level: CE-ERROR

Short Syntax: X25.002 fld qry stat nt *network ID*

Long Syntax: X25.002 statistics query failed network index *network ID*

Description: An attempt by the X.25 network handler to query X.25 statistics from the COM-4 was unsuccessful. Typically, lack of COM-4 resources was the cause, however, is not serious.

X25.003

Level: UI-ERROR

Short Syntax: X25.003 req unkn nt *network ID*

Long Syntax: X25.003 request unknown network index *network ID*

Description: The X.25 network handler received an unknown request either via the console interface or due to a forwarder problem. The request is simply ignored.

X25.004

Level: CI-ERROR

Short Syntax: X25.004 xmt ovfl dst -> *x25_destination* nt *network ID*

Long Syntax: X25.004 overflow on transmit to destination -> *x25_destination* network *network ID*

Description: A forward request to the X.25 network handler resulted in an queued buffer overflow towards the network. This may be an indication that an (additional) virtual circuit could not be initiated, either because of a buffer or memory shortage, or a configuration limit.

Cause: Heap memory shortage.

Action: Consider reducing the size of configured routing tables to leave more room for X.25 circuit tables. Verify that the PVC range is the minimum possible encompassing the defined PVCs.

Cause: Configuration limit: MAX CALLSOUT, OUTGOING-CALLS-BARRED

Action: Increase the number of calls (SET CALLS-OUT), enable outgoing calls (DISABLE OUTGOING-CALLS-BARRED)

X25.005

Level: CI-ERROR

Short Syntax: X25.005 clls exd dst -> *x25_destination* nt *network ID*

Long Syntax: X25.005 maximum calls exceeded to destination -> *x25_destination* network index *network ID*

Description: The X.25 network handler failed to open a new circuit due to exceeding maximum number of circuits per a given protocol on the interface. The effect is typical given a high bursty volume of traffic on a single interface.

Action: If condition persists, contact customer service.

X25.006

Level: UE-ERROR

Short Syntax: X25.006 xmt int dwn dst -> *x25_destination* net *network ID*

Long Syntax: X25.006 transmit interface is down to destination -> *x25_destination* network index *network ID*

Description: An attempt by the X.25 network handler to forward a data packet failed due to X.25 protocol being disabled. This event is only possible after the network interface had been up and then moved to the initialization state.

X25.007

Level: UE-ERROR

Short Syntax: X25.007 vc frq rst src -> *x25_source* nt *network ID*

Long Syntax: X25.007 virtual circuit frequent resets source -> *x25_source* network index *network ID*

Description: The X.25 network handler is experiencing a large number of circuit resets via the network interface. This is typically the result of network instability.

Action: Consult network administrator.

X25.008

Level: UI-ERROR

Short Syntax: X25.008 prtcl unkn nt *network ID*

Long Syntax: X25.008 protocol unknown network index *network ID*

Description: The X.25 network handler received a circuit open request which was associated with a non-supported protocol.

X25.009

Level: UI-ERROR

Short Syntax: X25.009 pkt lyr dwn drng init nt *network ID*

Long Syntax: X25.009 packet layer remains down during initialization network index *network ID*

Description: The X.25 network handler cannot continue initialization due to the packet layer not yet connecting with the network.

X25.010

Level: UI-ERROR

Short Syntax: X25.010 frm lyr dwn drng init nt *network ID*

Long Syntax: X25.010 frame layer remains down during initialization network index *network ID*

Description: The X.25 network handler cannot continue initialization due to the frame layer not yet establishing the link.

X25.011

Level: UI-ERROR

Short Syntax: X25.011 phy lyr dwn drng init nt *network ID*

Long Syntax: X25.011 physical layer remains down during initialization network index *network ID*

Description: The X.25 network handler cannot continue initialization due to the physical layer not yet receiving proper signaling.

X25.012

Level: CI-ERROR

Short Syntax: X25.012 no nde addr nt *network ID*

Long Syntax: X25.012 node address not assigned network index *network ID*

Description: The X.25 network handler cannot continue initialization due to lack of X.25 node address assignment.

X25.013

Level: UI-ERROR

Short Syntax: X25.013 fwd not supprtd nt *network ID*

Long Syntax: X25.013 forwarder protocol not supported network index *network ID*

Description: The X.25 network handler received a forward request from an unsupported protocol.

X25.014

Level: CI-ERROR

Short Syntax: X25.014 prtcl not cnfg nt *network ID*

Long Syntax: X25.014 protocol forwarder not configured network index *network ID*

Description: The X.25 network handler received a protocol pre-initialization which resulted in using default configuration. The protocol has not been configured.

X25.015

Level: UI-ERROR

Short Syntax: X25.015 fld vc mgr init nt *network ID*

Long Syntax: X25.015 circuit manager initialization failed network index *network ID*

Description: The X.25 network handler circuit manager failed to initialize. This should not happen.

Action: Contact customer service.

X25.016

Level: UI-ERROR

Short Syntax: X25.016 vc svr err rsp nt *network ID*

Long Syntax: X25.016 circuit manager server responded in error network index *network ID*

Description: The X.25 network handler circuit manager server issued an undefined response. This event indicates internal corruption of the database.

Action: Contact customer service.

X25.017

Level: UI-ERROR

Short Syntax: X25.017 dev int dwn drng init nt *network ID*

Long Syntax: X25.017 device driver constantly down during initialization network index *network ID*

Description: The X.25 network handler is waiting on the device driver to complete the CPU to COM-4 initialization sequence.

Action: If the situation persists, reset the COM-4 interface. Contact customer service.

X25.018

Level: UI-ERROR

Short Syntax: X25.018 xmt fld nt *network ID*

Long Syntax: X25.018 transmit towards network failed network index *network ID*

Description: An attempt by the X.25 network handler to transmit towards the network failed. Either a local CPU to COM-4 problem persists or COM-4 interface is hung.

Action: If the situation persists, reset the COM-4 interface. Contact customer service.

X25.019

Level: UI-ERROR

Short Syntax: X25.019 corpt intf cmnd nt *network ID*

Long Syntax: X25.019 corrupt network interface command network index *network ID*

Description: The X.25 network handler received a corrupt command or response from the COM-4 firmware.

Action: If the situation persists, reset the COM-4 interface. Contact customer service.

X25.020

Level: UI-ERROR

Short Syntax: X25.020 invld lcn nt *network ID*

Long Syntax: X25.020 invalid logical channel index *network ID*

Description: The X.25 network handler detected an uninitialized logical channel.

Action: If the situation persists, reset the COM-4 interface. Contact customer service.

X25.021**Level:** C-INFO**Short Syntax:** X25.021 cll rq dst -> *x25_destination* nt *network ID***Long Syntax:** X25.021 circuit call requested destination -> *x25_destination* network index *network ID***Description:** The X.25 network handler placed a call to indicated destination, in response to a protocol forward request.

X25.022**Level:** C-INFO**Short Syntax:** X25.022 cll ind src -> *x25_source* nt *network ID***Long Syntax:** X25.022 circuit call indication received from source -> *x25_source* network index *network ID***Description:** The X.25 network handler received a call request indication from indicated source.

X25.023**Level:** C-INFO**Short Syntax:** X25.023 clr cnf src -> *x25_source* cse *clearing_cause* diag *clearing_diagnostic* nt *network ID***Long Syntax:** X25.023 circuit call clear confirmed from source -> *x25_source* cause *clearing_cause* diagnostic *clearing_diagnostic* network index *network ID***Description:** The X.25 network handler received a circuit clear confirmation from indicated source.

X25.024**Level:** C-INFO**Short Syntax:** X25.024 pkt xmt dst -> *x25_destination* nt *network ID***Long Syntax:** X25.024 packet transmitted destination -> *x25_destination* network index *network ID***Description:** The X.25 network handler transmitted a data packet to indicated destination.

X25.025**Level:** C-INFO**Short Syntax:** X25.025 pkt rcv src -> *x25_source* nt *network ID***Long Syntax:** X25.025 packet received from source -> *x25_source* network index *network ID***Description:** The X.25 network handler received a data packet from indicated source.

X25.026**Level:** CI-ERROR**Short Syntax:** X25.026 net int dwn nt *network ID***Long Syntax:** X25.026 network interface went down network index *network ID***Description:** The X.25 network handler detected the network interface moving to a down state. The handler will monitor for a brief period prior to notifying protocol forwarders of the situation.

X25.027**Level:** UE-ERROR**Short Syntax:** X25.027 xmt int dwn net *network ID***Long Syntax:** X25.027 transmit interface is down network index *network ID***Description:** An attempt by the X.25 network handler to forward a data packet failed due to X.25 protocol being disabled. This event is only possible after the network interface had been up and then moved to the initialization state.

X25.028**Level:** C-INFO**Short Syntax:** X25.028 rset ind src -> *x25_source* cse *reset_cause* diag *reset_diagnostic* nt *network ID***Long Syntax:** X25.028 circuit reset indication received, source -> *x25_source* cause *reset_cause* diagnostic *reset_diagnostic* network index *network ID***Description:** The X.25 network handler received a circuit reset indication. The source DTE address and cause and diagnostic fields are included.

X25.029**Level:** C-INFO**Short Syntax:** X25.029 rstr ind dst -> *x25_source* cse *restart_cause* diag *restart_diagnostic* nt *network ID***Long Syntax:** X25.029 circuit restart indication received destination is -> *x25_source* cause *restart_cause* diagnostic *restart_diagnostic* network index *network ID***Description:** The X.25 network handler received a circuit level restart indication. The destination DTE address and cause and diagnostic fields are included.

X25.030**Level:** C-INFO**Short Syntax:** X25.030 rcv diag *diagnostic_code* nt *network ID***Long Syntax:** X25.030 received diagnostic *diagnostic_code* network index *network ID***Description:** The X.25 network handler received a diagnostic packet. The diagnostic code field is included.

X25.031**Level:** C-INFO**Short Syntax:** X25.031 clr rq dst -> *x25_destination* nt *network ID***Long Syntax:** X25.031 circuit clear requested to destination -> *x25_destination* network index *network ID***Description:** The X.25 network handler initiated a clear circuit request to indicated destination, in response to expiration of a period of inactivity.

X25.032**Level:** C-INFO**Short Syntax:** X25.032 cll cnf src -> *x25_source* nt *network ID***Long Syntax:** X25.032 circuit call confirmed from source -> *x25_source* network index *network ID***Description:** The X.25 network handler received a call confirmation from the indicated source in response to an earlier call request.

X25.033**Level:** C-INFO**Short Syntax:** X25.033 clr ind src -> *x25_source* cse *clearing_cause* diag *clearing_diagnostic* nt *network ID***Long Syntax:** X25.033 circuit clear indication from source -> *x25_source* cause *clearing_cause* diagnostic *clearing_diagnostic* network index *network ID***Description:** The X.25 network handler received a cleared indication from the indicated source in response to the expiration of a period of inactivity.

X25.034**Level:** C-INFO**Short Syntax:** X25.034 cll acpt dst -> *x25_destination* nt *network ID***Long Syntax:** X25.034 circuit call request accepted to destination -> *x25_destination* network index *network ID***Description:** The X.25 network handler accepted a call request indication from the indicated destination.

X25.035**Level:** UI-ERROR**Level:** OOM**Short Syntax:** X25.035 fld cll allc nt *network ID***Long Syntax:** X25.035 call resource allocation failed network index *network ID***Description:** An attempt by the X.25 network handler to allocate an internal buffer during call setup failed. The effect may not be serious unless subsequent attempts also fail.

X25.036**Level:** C-INFO**Short Syntax:** X25.036 clr cnf dst -> *x25_destination* nt *network ID***Long Syntax:** X25.036 circuit call clear confirmed to destination -> *x25_destination* network index *network ID***Description:** The X.25 network handler confirmed a circuit clear request to indicated DTE destination.

X25.037**Level:** C-INFO**Short Syntax:** X25.037 cll ot bard dst -> *x25_destination* nt *network ID***Long Syntax:** X25.037 circuit outbound call barred to destination -> *x25_destination*
network index *network ID***Description:** The X.25 network handler refused a circuit open request to the indicated DTE destination. Outbound calls are barred per interface configuration.

X25.038**Level:** C-INFO**Short Syntax:** X25.038 cll in bard nt *network ID***Long Syntax:** X25.038 circuit call inbound barred network index *network ID***Description:** The X.25 network handler refused an inbound circuit open request. Inbound calls are barred per interface configuration.

X25.039**Level:** C-INFO**Short Syntax:** X25.039 IP cnvt to DDN X25 *ip_destination* -> *x25_destination* nt *network ID***Long Syntax:** X25.039 Added IP protocol to X25 address translation *ip_destination* ->
x25_destination to ARP cache on network index *network ID***Description:** The X.25 network handler converted IP protocol address to X.25 call address and stored to ARP cache.

X25.040**Level:** CI-ERROR**Short Syntax:** X25.040 max clls exd on intf nt *network ID***Long Syntax:** X25.040 maximum calls exceeded through interface network index *network ID***Description:** The X.25 network handler failed to open a new circuit due to exceeding maximum number of circuits on the interface. The effect could be typical given a high bursty volume of traffic on a single interface.**Action:** If condition persists, increase maximum calls allowable on the interface.

X25.041**Level:** UI-ERROR**Short Syntax:** X25.041 svc call collis discd nt *network ID***Long Syntax:** X25.041 switched circuit call collision discarded on network index *network ID***Description:** The X.25 network handler refused an inbound circuit open request due to call collision.

X25.042

Level: CI-ERROR

Short Syntax: X25.042 PVC cnt > max nt *network ID*

Long Syntax: X25.042 Maximum count of PVCs exceeded network index *network ID*

Description: The X.25 network handler cannot continue initialization due to an excessive number of configured PVCs.

X25.043

Level: CI-ERROR

Short Syntax: X25.043 PVC LCN rnge nt *network ID*

Long Syntax: X25.043 PVC LCN lies outside configured PVC range: network *network ID*

Description: The X.25 network handler cannot continue initialization due to a configuration conflict: the identified PVC lies outside the configured PVC range.

X25.044

Level: CI-ERROR

Short Syntax: X25.044 LCN overlap nt *network ID*

Long Syntax: X25.044 One or more logical channel ranges overlap : network *network ID*

Description: The X.25 network handler cannot continue initialization due to a configuration conflict: the configured logical channel ranges overlap. For non-zero ranges, the following inequalities must hold: LOW-PVC <= HI-PVC < LOW-INBOUND <= HIGH-INBOUND < LOW-TWO-WAY <= HIGH-TWO-WAY < LOW-OUTBOUND <= HIGH-OUTBOUND.

X25.045

Level: CI-ERROR

Short Syntax: X25.045 pkt dflt > max nt *network ID*

Long Syntax: X25.045 Packet default size greater than maximum size: network *network ID*

Description: The X.25 network handler cannot continue initialization due to a configuration conflict: configured default packet size exceeds configured maximum packet size.

X25.046

Level: UI-ERROR

Short Syntax: X25.046 call req prot not supprtd nt *network ID*, *x25_source*->
x25_destination cud= *call_user_data*

Long Syntax: X25.046 call request protocol not supported network index *network ID*,
calling dte *x25_source* -> called dte *x25_destination* with call user data *call_user_data*

Description: The X.25 network handler received a call request indicating an unsupported protocol.

X25.047

Level: UI-ERROR

Short Syntax: X25.047 No Hdw nt *network ID*

Long Syntax: X25.047 Missing or inappropriate hardware for network index *network ID*

Description: The hardware required to support host-based X.25 is not present in the configured slot.

X25.048**Level:** UI-ERROR**Short Syntax:** X25.048 Mgr ch (*channel*) fsm err st *oldstate* ev *event* -> st *newstate* nt *network ID***Long Syntax:** X25.048 Manager channel (*channel*) FSM error: in state *oldstate* received event *event*, new state *newstate* network index *network ID***Description:** The packet and the virtual circuit manager layers are (temporarily) unsynchronized, probably due to a packet layer RESTART or other unusual condition.

X25.049**Level:** CI-ERROR**Short Syntax:** X25.049 pkt rssmbly ovrn src *x25_source* nt *network ID***Long Syntax:** X25.049 packet received an aggregate M-sequence length exceeding the router packet size: source *x25_source* network index *network ID***Description:** The X.25 network handler was attempting to re-assemble an M-sequence, and the aggregate length exceeded the maximum packet size for the router.

X25.050**Level:** UI-ERROR**Short Syntax:** X25.050 cll ind prot *protocol* not supprtd nt *network ID***Long Syntax:** X25.050 call indication protocol *protocol* not supported network index *network ID***Description:** The X.25 network handler received an incoming call indicating a protocol that has not been enabled for the interface.

X25.051**Level:** UI-ERROR**Short Syntax:** X25.051 No heap for nt *network ID***Long Syntax:** X25.051 Insufficient heap to complete initialization of network *network ID***Description:** The X.25 network requires a sizeable amount of heap storage to initialize, based on the number of PVCs, the size of the PVC range, and to a lesser extent, the number of addresses defined, protocols enabled, and the size of the SVC ranges. If this memory isn't available, X.25 cannot run. The interface will disable itself, and stay disabled.**Action:** Consider reducing the size of the X.25 tables, or the size of other configurable tables (routing tables) in the router.

X25.052**Level:** UE-ERROR**Short Syntax:** X25.052 xmt int dwn *protocol* dst *destination* net *network ID***Long Syntax:** X25.052 transmit interface is down to protocol (*protocol*) destination *destination* network index *network ID***Description:** An attempt by the X.25 network handler to forward a data packet failed, either because the X.25 protocol failed, or because the interface has been disabled.

X25.053**Level:** CI-ERROR**Short Syntax:** X25.053 xmt ovfl *protocol* dst *destination* nt *network ID***Long Syntax:** X25.053 overflow on transmit to protocol (*protocol*) destination *destination* network *network ID***Description:** A forward request to the X.25 network handler resulted in a queued buffer overflow towards the network. The Frame Layer may be flow- controlled by the DCE to which it is attached.

Panic x25intm**Short Syntax:** X25: net intf mismatch**Description:** The X.25 data structure "net" is not X.25 related.**Action:** Contact customer service.

Panic x25iprt**Short Syntax:** X25: unsupt prt drng init**Description:** The X.25 network handler detected an unsupported protocol during initialization.**Action:** Contact customer service.

Panic x25imem**Short Syntax:** X25: mem alloc fld**Description:** The X.25 network handler failed to allocate sufficient memory during the initialization phase.**Action:** Contact customer service.

Panic x25prtm**Short Syntax:** X25: prot mem alloc fld**Description:** The X25 network handler failed to allocate sufficient memory during the per-protocol initialization phase.**Action:** Consider changing the configuration of the router to release enough memory to allow X.25 to work, or delete the X.25 network. Contact customer service.

X.25 Network Interface Physical Layer (X251)

This chapter describes X.25 Network Interface Physical Layer (X251) messages. For information on message content and how to use the message, refer to the Introduction.

X251.001

Level: C-INFO

Short Syntax: X251.001 Mdm sts chg: DSR/DCD/CTS *DSR/ DCD/ CTS* nt *network ID*

Long Syntax: X251.001 Modem status changed DSR = *DSR* DCD = *DCD* CTS = *CTS* on network *network ID*

Description: The (input) modem control signals have changed, the present state of the input signals is as specified.

X251.002

Level: C-INFO

Short Syntax: X251.002 Tx Abt nt *network ID*

Long Syntax: X251.002 Transmit Abort command network *network ID*

Description: The upper (frame) layer has requested that all outbound frames queued for transmission be aborted.

X251.003

Level: C-INFO

Short Syntax: X251.003 Srl prt up, nt *network ID*

Long Syntax: X251.003 Serial port came up sucessfully, on network *network ID*

Description: x25_s2 routine liked the results of the load and init.

X251.004

Level: UI-ERROR

Short Syntax: X251.004 TxCmp Rsys Schd fill nt *network ID*

Long Syntax: X251.004 Rsys ring full on Transmit complete: network *network ID*

Description: An attempt to enqueue a transmit complete notification to the frame layer of X.25 failed, due to a full internal scheduler ring. This will result in the loss of buffers.

X251.005

Level: UI-ERROR

Short Syntax: X251.005 RxCmp Rsys Schd fill nt *network ID*

Long Syntax: X251.005 Rsys ring full on Receive complete: network *network ID*

Description: An attempt to enqueue a receive complete notification to the frame layer of X.25 failed, due to a full internal scheduler ring. This will result in the loss of buffers.

X251.006

Level: CE_ERROR

Short Syntax: X251.006 RxOvr nt *network ID*

Long Syntax: X251.006 Receiver overrun: frame too long network *network ID*

Description: A frame was received with a correct CRC, but which exceeded the (configured) maximum length.

X251.007

Level: CE_ERROR

Short Syntax: X251.007 RxErr st *status* nt *network ID*

Long Syntax: X251.007 Receiver error: Erroneous frame (driver status *status*) received on network *network ID*

Description: A frame was received in error (bad CRC, modem signals down, etc).

X251.008

Level: C-INFO

Short Syntax: X251.008 Frm Rxd nt *network ID*

Long Syntax: X251.008 Frame received from network *network ID*

Description: A good frame was received from the network.

X251.009

Level: CE-ERROR

Short Syntax: X251.009 Frm Tx Flsh nt *network ID*

Long Syntax: X251.009 Outbound frame flushed on network *network ID*

Description: A frame transmit was aborted due to protocol state or event.

X251.010

Level: CE-ERROR

Short Syntax: X251.010 Frm Txd Fail st *status* nt *network ID*

Long Syntax: X251.010 Frame transmission failed, status *status*, on network *network ID*

Description: A frame transmission to the network failed; the driver returned the specified status.

X251.011

Level: C-INFO

Short Syntax: X251.011 Frm Txd nt *network ID*

Long Syntax: X251.011 Frame successfully transmitted to network *network ID*

Description: A frame was successfully transmitted to the network.

X251.012**Level:** CI-ERROR**Short Syntax:** X251.012 Cfg err nt *network ID***Long Syntax:** X251.012 Configuration error on network index *network ID***Description:** The X.25 network handler cannot continue initialization due to a missing datum or conflict in the network configuration. Check the node address, Virtual Circuit ranges and PVC assignments (if any).

X251.013**Level:** CE-ERROR**Short Syntax:** X251.013 Tx flsh cmp *network ID***Long Syntax:** X251.013 Outbound buffer flush completed by driver on network *network ID***Description:** A protocol event has required that the frame layer flush all buffers queued to the driver. It does so by issuing a flush command. The driver marks the last such buffer, which yields this message.

X251.014**Level:** UI-ERROR**Short Syntax:** X251.014 Bad tkn vcb *vocab cmd cmd fm frm ext ext buf buf net network ID***Long Syntax:** X251.014 An internal message (token) with an unrecognized class (*vocab*) was received. The Command, From, Argument and Ptr entries were *cmd, frm, ext, buf* (respectively) on network *network ID*.**Description:** The physical layer software has received an internal message which it does not recognize. This message was ignored. Please inform customer service of this event.

X251.015**Level:** UI-ERROR**Short Syntax:** X251.015 Bad tkn cmd *cmd vcb vocab fm frm ext ext buf buf net network ID***Long Syntax:** X251.015 An internal message (token) GCOM token with an unrecognized command (*cmd*) was received. The Command, From, Argument and Ptr entries were (respectively): *vocab, frm, ext, buf* on network *network ID*.**Description:** The physical layer software has received an internal message which it does not recognize. This message was ignored. Please inform customer service of this event.

X251.016**Level:** U_TRACE**Short Syntax:** X251.016 X25 bd slot *slot_num* PUD stat *pu_d_stat***Long Syntax:** X251.016 X25 board slot *slot_num* Power-On Diagnostics status *pu_d_stat***Description:** X25 Board Power-On Diagnostics status completed with the code shown. See Power-On Diagnostics manual for encoding.

X.25 Network Interface Frame Layer (X252)

This chapter describes X.25 Network Interface Frame Layer (X252) messages. For information on message content and how to use the message, refer to the Introduction.

X252.001

Level: C-INFO

Short Syntax: X252.001 frm lyr act nt *network ID*

Long Syntax: X252.001 Frame layer activated network *network ID*

Description: The frame layer has been activated.

X252.002

Level: C-INFO

Short Syntax: X252.002 frm lyr term nt *network ID*

Long Syntax: X252.002 Frame layer terminated network *network ID*

Description: The frame layer has been terminated.

X252.003

Level: C-INFO

Short Syntax: X252.003 frm lyr up nt *network ID*

Long Syntax: X252.003 Frame layer up network *network ID*

Description: The frame layer is up.

X252.004

Level: C-INFO

Short Syntax: X252.004 frm lyr dn reason *reason* nt *network ID*

Long Syntax: X252.004 Frame layer down reason *reason* network *network ID*

Description: The frame layer is down.

X252.005

Level: P-TRACE

Short Syntax: X252.005 I-frm rxd nt *network ID*

Long Syntax: X252.005 I-frame received from network *network ID*

Description: A good I-frame was received from the network.

X252.006

Level: P-TRACE

Short Syntax: X252.006 I-frm txd nt *network ID*

Long Syntax: X252.006 I-frame transmitted to network *network ID*

Description: A good I-frame was transmitted to the network.

X252.007

Level: P-TRACE

Short Syntax: X252.007 rr rxd nt *network ID*

Long Syntax: X252.007 rr received from network *network ID*

Description: A frame layer RR was received from the network.

X252.008

Level: P-TRACE

Short Syntax: X252.008 rr txd nt *network ID*

Long Syntax: X252.008 rr transmitted to network *network ID*

Description: A frame layer RR was transmitted to the network.

X252.009

Level: P-TRACE

Short Syntax: X252.009 rnr rxd nt *network ID*

Long Syntax: X252.009 rnr received from network *network ID*

Description: A frame layer RNR was received from the network.

X252.010

Level: P-TRACE

Short Syntax: X252.010 rnr txd nt *network ID*

Long Syntax: X252.010 rnr transmitted to network *network ID*

Description: A frame layer RNR was transmitted to the network.

X252.011

Level: P-TRACE

Short Syntax: X252.011 rej rxd nt *network ID*

Long Syntax: X252.011 rej received from network *network ID*

Description: A frame layer Reject was received from the network.

X252.012

Level: P-TRACE

Short Syntax: X252.012 rej txd nt *network ID*

Long Syntax: X252.012 rej transmitted to network *network ID*

Description: A frame layer Reject was transmitted to the network.

X252.013

Level: P-TRACE

Short Syntax: X252.013 sabme rxd nt *network ID*

Long Syntax: X252.013 sabme received from network *network ID*

Description: A SABME frame was received from the network.

X252.014**Level:** P-TRACE**Short Syntax:** X252.014 sabme txd nt *network ID***Long Syntax:** X252.014 sabme transmitted to network *network ID***Description:** A SABME frame was transmitted to the network.

X252.015**Level:** P-TRACE**Short Syntax:** X252.015 sabm rxd nt *network ID***Long Syntax:** X252.015 sabm received from network *network ID***Description:** A SABM frame was received from the network.

X252.016**Level:** P-TRACE**Short Syntax:** X252.016 sabm txd nt *network ID***Long Syntax:** X252.016 sabm transmitted to network *network ID***Description:** A SABM frame was transmitted to the network.

X252.017**Level:** P-TRACE**Short Syntax:** X252.017 disc rxd nt *network ID***Long Syntax:** X252.017 disc received from network *network ID***Description:** A DISC frame was received from the network.

X252.018**Level:** P-TRACE**Short Syntax:** X252.018 disc txd nt *network ID***Long Syntax:** X252.018 disc transmitted to network *network ID***Description:** A DISC frame was transmitted to the network.

X252.019**Level:** P-TRACE**Short Syntax:** X252.019 dm rxd nt *network ID***Long Syntax:** X252.019 dm received from network *network ID***Description:** A DM frame was received from the network.

X252.020**Level:** P-TRACE**Short Syntax:** X252.020 dm txd nt *network ID***Long Syntax:** X252.020 dm transmitted to network *network ID***Description:** A DM frame was transmitted to the network.

X252.021

Level: P-TRACE

Short Syntax: X252.021 ua rxd nt *network ID*

Long Syntax: X252.021 ua received from network *network ID*

Description: A UA frame was received from the network.

X252.022

Level: P-TRACE

Short Syntax: X252.022 ua txd nt *network ID*

Long Syntax: X252.022 ua transmitted to network *network ID*

Description: A UA frame was transmitted to the network.

X252.023

Level: UE-ERROR

Short Syntax: X252.023 frmr bd ctrl fld rxd nt *network ID*

Long Syntax: X252.023 frame reject for bad control field received from network *network ID*

Description: A frame reject indicating bad control field was received from the network.

X252.024

Level: UE-ERROR

Short Syntax: X252.024 frmr bd ctrl fld txd nt *network ID*

Long Syntax: X252.024 frame reject for bad control field transmitted to network *network ID*

Description: A frame reject indicating bad control field was sent to the network.

X252.025

Level: UE-ERROR

Short Syntax: X252.025 frmr l-frm too lng rxd nt *network ID*

Long Syntax: X252.025 frame reject for I-frame too long received from network *network ID*

Description: A frame reject indicating that an I-frame was too long was received from the network.

X252.026

Level: UE-ERROR

Short Syntax: X252.026 frmr l-frm too lng txd nt *network ID*

Long Syntax: X252.026 frame reject for I-frame too long transmitted to network *network ID*

Description: A frame reject indicating that an I-frame was too long was sent to the network.

X252.027

Level: UE-ERROR

Short Syntax: X252.027 frmr N(R) invld rxd nt *network ID*

Long Syntax: X252.027 frame reject for N(R) invalid received from network *network ID*

Description: A frame reject indicating that an invalid N(R) was received from the network.

X252.028

Level: UE-ERROR

Short Syntax: X252.028 frmr N(R) invld txd nt *network ID*

Long Syntax: X252.028 frame reject for N(R) invalid transmitted to network *network ID*

Description: A frame reject indicating that an invalid N(R) was received was sent to the network.

X252.029

Level: UE-ERROR

Short Syntax: X252.029 frmr prohib I-frm rxd nt *network ID*

Long Syntax: X252.029 frame reject for prohibited I-frame received from network *network ID*

Description: A frame reject indicating that a prohibited I-frame was received from the network.

X252.030

Level: UE-ERROR

Short Syntax: X252.030 frmr prohib I-frm txd nt *network ID*

Long Syntax: X252.030 frame reject for prohibited I-frame transmitted to network *network ID*

Description: A frame reject indicating that a prohibited I-frame was received was sent to the network.

X252.031

Level: UE-ERROR

Short Syntax: X252.031 invld frm rxd nt *network ID*

Long Syntax: X252.031 invalid frame received from network *network ID*

Description: An unrecognizable frame was received from the network.

X252.032

Level: C-INFO

Short Syntax: X252.032 t1 tmr exp nt *network ID*

Long Syntax: X252.032 T1 timer expired network *network ID*

Description: The T1 timer has expired for the indicated network.

X252.033

Level: C-INFO

Short Syntax: X252.033 t2 tmr exp nt *network ID*

Long Syntax: X252.033 T2 timer expired network *network ID*

Description: The T2 timer has expired for the indicated network.

X252.034

Level: C-INFO

Short Syntax: X252.034 n2 cnt exceed nt *network ID*

Long Syntax: X252.034 N2 count exceeded network *network ID*

Description: The N2 count of transmit timeouts has been exceeded for the indicated network.

X.25 Network Interface Packet Layer (X253)

This chapter describes X.25 Network Interface Packet Layer (X253) messages. For information on message content and how to use the message, refer to the Introduction.

X253.001

Level: C-INFO

Short Syntax: X253.001 pkt lyr act nt *network ID*

Long Syntax: X253.001 Packet layer activated network *network ID*

Description: The packet layer has been activated.

X253.002

Level: C-INFO

Short Syntax: X253.002 pkt lyr term nt *network ID*

Long Syntax: X253.002 Packet layer terminated network *network ID*

Description: The packet layer has been terminated.

X253.003

Level: C-INFO

Short Syntax: X253.003 pkt lyr up nt *network ID*

Long Syntax: X253.003 Packet layer up network *network ID*

Description: The packet layer is up.

X253.004

Level: C-INFO

Short Syntax: X253.004 pkt lyr dn reason *reason* nt *network ID*

Long Syntax: X253.004 Packet layer down reason *reason* network *network ID*

Description: The packet layer is down.

X253.005

Level: P-TRACE

Short Syntax: X253.005 data pkt rxd lcn *lcn* nt *network ID*

Long Syntax: X253.005 Data Packet received on lcn *lcn* from network *network ID*

Description: A good Data Packet was received from the network.

X253.006

Level: P-TRACE

Short Syntax: X253.006 data pkt txd lcn *lcn* nt *network ID*

Long Syntax: X253.006 Data Packet transmitted on lcn *lcn* to network *network ID*

Description: A good Data Packet was transmitted to the network.

X253.007**Level:** P-TRACE**Short Syntax:** X253.007 call ind rxd lcn *lcn* nt *network ID***Long Syntax:** X253.007 Call indication received for lcn *lcn* from network *network ID***Description:** A Call Indication was received for the indicated lcn from the network.

X253.008**Level:** P-TRACE**Short Syntax:** X253.008 cll rq txd lcn *lcn* nt *network ID* with calling dte *calling_dte_addr* and called dte *called_dte_addr***Long Syntax:** X253.008 Call request packet transmitted for lcn *lcn* network *network ID* from calling dte *calling_dte_addr* to called dte *called_dte_addr***Description:** A Call Request was transmitted for the indicated lcn to the network.

X253.009**Level:** P-TRACE**Short Syntax:** X253.009 cll cnf rxd lcn *lcn* nt *network ID***Long Syntax:** X253.009 Call Confirmation Packet received for lcn *lcn* network *network ID***Description:** A call conformation for the indicated lcn was received from the network.

X253.010**Level:** P-TRACE**Short Syntax:** X253.010 cll acpt txd lcn *lcn* nt *network ID***Long Syntax:** X253.010 Call Accepted Packet transmitted for lcn *lcn* network *network ID***Description:** A Call Accepted for the indicated lcn was transmitted to the network.

X253.011**Level:** P-TRACE**Short Syntax:** X253.011 rr rxd lcn *lcn* nt *network ID***Long Syntax:** X253.011 RR Packet received for lcn *lcn* network *network ID***Description:** An RR for the indicated lcn was received from the network.

X253.012**Level:** P-TRACE**Short Syntax:** X253.012 rr txd lcn *lcn* nt *network ID***Long Syntax:** X253.012 RR Packet transmitted for lcn *lcn* network *network ID***Description:** An RR for the indicated lcn was transmitted to the network.

X253.013**Level:** P-TRACE**Short Syntax:** X253.013 rnr rxd lcn *lcn* nt *network ID***Long Syntax:** X253.013 RNR Packet received for lcn *lcn* network *network ID***Description:** An RNR for the indicated lcn was received from the network.

X253.014**Level:** P-TRACE**Short Syntax:** X253.014 rnr txd lcn *lcn* nt *network ID***Long Syntax:** X253.014 RNR Packet transmitted for lcn *lcn* network *network ID***Description:** An RNR for the indicated lcn was transmitted to the network.

X253.015**Level:** P-TRACE**Short Syntax:** X253.015 rej rxd lcn *lcn* nt *network ID***Long Syntax:** X253.015 REJ Packet received for lcn *lcn* network *network ID***Description:** A Reject packet for the indicated lcn was received from the network.

X253.016**Level:** P-TRACE**Short Syntax:** X253.016 rej txd lcn *lcn* nt *network ID***Long Syntax:** X253.016 Reject packet transmitted for lcn *lcn* network *network ID***Description:** A Reject packet for the indicated lcn was transmitted to the network.

X253.017**Level:** P-TRACE**Short Syntax:** X253.017 clr rq rxd lcn *lcn* cse *clearing_cause* diag *clearing_diagnostic* nt *network ID***Long Syntax:** X253.017 Clear request received for lcn *lcn* cause *clearing_cause* diagnostic *clearing_diagnostic* network *network ID***Description:** A clear request for the indicated lcn was received from the network.

X253.018**Level:** P-TRACE**Short Syntax:** X253.018 clr rq txd lcn *lcn* cse *clearing_cause* diag *clearing_diagnostic* nt *network ID***Long Syntax:** X253.018 Clear request transmitted for lcn *lcn* cause *clearing_cause* diagnostic *clearing_diagnostic* network *network ID***Description:** A clear request for the indicated lcn was transmitted to the network.

X253.019**Level:** P-TRACE**Short Syntax:** X253.019 clr cnf rxd lcn *lcn* nt *network ID***Long Syntax:** X253.019 Clear confirm received for lcn *lcn* network *network ID***Description:** A clear confirm for the indicated lcn was received from the network.

X253.020

Level: P-TRACE

Short Syntax: X253.020 clr cnf txd lcn *lcn* nt *network ID*

Long Syntax: X253.020 Clear confirm transmitted to lcn *lcn* network *network ID*

Description: A clear confirm for the indicated lcn was transmitted to the network.

X253.021

Level: P-TRACE

Short Syntax: X253.021 intrrpt rxd lcn *lcn* nt *network ID*

Long Syntax: X253.021 Interrupt received for lcn *lcn* network *network ID*

Description: An interrupt for the indicated lcn was received from the network.

X253.022

Level: P-TRACE

Short Syntax: X253.022 intrrpt cnf txd lcn *lcn* nt *network ID*

Long Syntax: X253.022 Interrupt confirm transmitted for lcn *lcn* network *network ID*

Description: An interrupt confirm for the indicated lcn was transmitted to the network.

X253.023

Level: P-TRACE

Short Syntax: X253.023 rset rxd lcn *lcn* cse *reset_cause* diag *reset_diagnostic* nt *network ID*

Long Syntax: X253.023 Reset received for lcn *lcn* cause *reset_cause* diagnostic *reset_diagnostic* network *network ID*

Description: A reset for the indicated lcn was received from the network.

X253.024

Level: P-TRACE

Short Syntax: X253.024 rset txd lcn *lcn* cse *reset_cause* diag *reset_diagnostic* nt *network ID*

Long Syntax: X253.024 Reset transmitted for lcn *lcn* cause *reset_cause* diagnostic *reset_diagnostic* network *network ID*

Description: A reset for the indicated lcn was transmitted to the network.

X253.025

Level: P-TRACE

Short Syntax: X253.025 rset cnf rxd lcn *lcn* nt *network ID*

Long Syntax: X253.025 Reset confirm received for lcn *lcn* network *network ID*

Description: A reset confirm for the indicated lcn was received from the network.

X253.026**Level:** P-TRACE**Short Syntax:** X253.026 rset cnf txd lcn lcn nt network ID**Long Syntax:** X253.026 Reset confirm transmitted for lcn lcn network network ID**Description:** A reset confirm for the indicated lcn was transmitted to the network.

X253.027**Level:** P-TRACE**Short Syntax:** X253.027 rstrt rxd lcn lcn cse restart_cause diag restart_diagnostic nt network ID**Long Syntax:** X253.027 Restart received lcn lcn cause restart_cause diagnostic restart_diagnostic network network ID**Description:** A restart was received from the network.

X253.028**Level:** P-TRACE**Short Syntax:** X253.028 rstrt txd lcn lcn cse restart_cause diag restart_diagnostic nt network ID**Long Syntax:** X253.028 Restart transmitted lcn lcn cause restart_cause diagnostic restart_diagnostic network network ID**Description:** A restart was transmitted to the network.

X253.029**Level:** P-TRACE**Short Syntax:** X253.029 rstrt cnf rxd lcn lcn nt network ID**Long Syntax:** X253.029 Restart confirm received lcn lcn network network ID**Description:** A restart confirm was received from the network.

X253.030**Level:** P-TRACE**Short Syntax:** X253.030 rstrt cnf txd lcn lcn nt network ID**Long Syntax:** X253.030 Restart confirm transmitted lcn lcn network network ID**Description:** A restart confirm was transmitted to the network.

X253.031**Level:** P-TRACE**Short Syntax:** X253.031 diag txd diag cde diagnostic_code nt network ID**Long Syntax:** X253.031 Diagnostic transmitted diagnostic code diagnostic_code network network ID**Description:** A diagnostic packet was transmitted to the network.

X253.032

Level: P-TRACE

Short Syntax: X253.032 diag rxd diag cde *diagnostic_code* nt *network ID*

Long Syntax: X253.032 Diagnostic received diagnostic code *diagnostic_code* network *network ID*

Description: A diagnostic packet was received from the network.

X253.033

Level: C-INFO

Short Syntax: X253.033 rstrt tmr exp lcn *lcn* nt *network ID*

Long Syntax: X253.033 Restart timer expired lcn *lcn* network *network ID*

Description: The restart timer has expired for the indicated network.

X253.034

Level: C-INFO

Short Syntax: X253.034 clr tmr exp lcn *lcn* nt *network ID*

Long Syntax: X253.034 Clear timer expired for lcn *lcn* network *network ID*

Description: The clear timer has expired for the indicated lcn.

X253.035

Level: C-INFO

Short Syntax: X253.035 cll tmr exp lcn *lcn* nt *network ID*

Long Syntax: X253.035 Call timer expired for lcn *lcn* network *network ID*

Description: The call timer has expired for the indicated lcn.

X253.036

Level: C-INFO

Short Syntax: X253.036 rset tmr exp lcn *lcn* nt *network ID*

Long Syntax: X253.036 Reset timer expired for lcn *lcn* network *network ID*

Description: The reset timer has expired for the indicated lcn.

X253.037

Level: UE-ERROR

Short Syntax: X253.037 invld P(R) rxd lcn *lcn* nt *network ID*

Long Syntax: X253.037 Invalid P(R) received lcn *lcn* network *network ID*

Description: A packet containing an invalid P(R) was received. The circuit will be reset.

X253.038

Level: UE-ERROR

Short Syntax: X253.038 invld P(S) rxd lcn *lcn* nt *network ID*

Long Syntax: X253.038 Invalid P(S) received lcn *lcn* network *network ID*

Description: A packet containing an invalid P(S) was received. The circuit will be reset, or the packet will be rejected if retransmission is supported.

X253.039**Level:** CI-ERROR**Short Syntax:** X253.039 no avail chn for cll nt *network ID***Long Syntax:** X253.039 No available channel for call network *network ID***Description:** A call request could not be sent because no channel number is available. If possible, increase the range of channels in the X.25 configuration that may be used for SVCs.

X253.040**Level:** U-INFO**Short Syntax:** X253.040 lost data - excessive X.25 mbit processing lcn *network ID***Long Syntax:** X253.040 lost data - excessive X.25 mbit processing lcn *network ID***Description:** X.25 mbit processing is demanding too many buffers. Fine tune packet size and mtu size configuration parameters for either larger packets or a smaller message size.

X253.041**Level:** U-INFO**Short Syntax:** X253.041 lcn expired on lcn *network ID***Long Syntax:** X253.041 lcn expired on lcn *network ID***Description:** A packet layer timer expired...the indicated circuit may have been reset or cleared.

X253.042**Level:** P-TRACE**Short Syntax:** X253.042 call ind rxd lcn lcn nt *network ID* with calling dte *calling_dte_addr* and called dte *called_dte_addr***Long Syntax:** X253.042 Call indication received for lcn lcn from network *network ID* from calling dte *calling_dte_addr* to called dte *called_dte_addr***Description:** A Call Indication was received for the indicated lcn from the network.

AppleTalk Phase 2 Zone Information Protocol (ZIP2)

This chapter describes AppleTalk Phase 2 Zone Information Protocol (ZIP2) messages. For information on message content and how to use the message, refer to the Introduction.

ZIP2.001

Level: U-INFO

Short Syntax: ZIP2.001 del zone *zone*

Long Syntax: ZIP2.001 deleting zone *zone*

Description: The indicated zone was deleted from the Zone Information Table.

ZIP2.002

Level: UI-ERROR

Short Syntax: ZIP2.002 no mem for new zone *zone*

Long Syntax: ZIP2.002 no memory for new zone *zone*

Description: The indicated zone was not inserted into the Zone Information Table due to insufficient memory in the router.

ZIP2.003

Level: UI-ERROR

Short Syntax: ZIP2.003 no mem for ZIP query net *net_number*

Long Syntax: ZIP2.003 no memory for ZIP query net *net_number*

Description: The router was unable to generate a zone name query for the indicated network because no memory was available for the outgoing packet.

ZIP2.004

Level: UI-ERROR

Short Syntax: ZIP2.004 query disc nt *network* rsn *error_code*

Long Syntax: ZIP2.004 query discarded net *network* reason *error_code*

Description: A zone name query was not transmitted on the indicated net for the specified reason.

ZIP2.006

Level: C-INFO

Short Syntax: ZIP2.006 query for *net_num* brdcst nt *network*

Long Syntax: ZIP2.006 query for *net_num* broadcast on net *network*

Description: A ZIP query was sent for the indicated net was broadcast on the specified interface.

ZIP2.008**Level:** P-TRACE**Short Syntax:** ZIP2.008 rply rcvd frm *src_net/ src_node* nt *network***Long Syntax:** ZIP2.008 reply received from *src_net/ src_node* net *network***Description:** A ZIP reply packet was received from the indicated router.

ZIP2.009**Level:** C-INFO**Short Syntax:** ZIP2.009 ZIT entry, zn nm *zone* assgnd to nt *net_number***Long Syntax:** ZIP2.009 ZIT entry, zone name *zone* assigned to net *net_number***Description:** The specified zone name for the indicated net was added to the Zone Information Table.

ZIP2.011**Level:** UI-ERROR**Short Syntax:** ZIP2.011 rply disc nt *network* rsn *error_code***Long Syntax:** ZIP2.011 reply discarded net *network* reason *error_code***Description:** A ZIP reply was not sent for the indicated reason.

ZIP2.013**Level:** P-TRACE**Short Syntax:** ZIP2.013 qry rcvd frm *src_net/ src_node* nt *network***Long Syntax:** ZIP2.013 query received from *src_net/ src_node* net *network***Description:** A ZIP query packet was received from the indicated node.

ZIP2.014**Level:** UE-ERROR**Short Syntax:** ZIP2.014 Bad GtNtInf rq frm *src_net/ src_node* nt *network***Long Syntax:** ZIP2.014 Bad GetNetInfo request from *src_net/ src_node* net *network***Description:** A ZIP GetNetInfo request was discarded due to either a short packet length or non-blank fields.**Cause:** The remote node has a programming error.

ZIP2.015**Level:** U-INFO**Short Syntax:** ZIP2.015 GtNtInf rqst frm *src_net/ src_node* nt *network***Long Syntax:** ZIP2.015 GetNetInfo request from *src_net/ src_node* net *network*.**Description:** A ZIP GetNetInfo request was received from the indicated source.

ZIP2.016**Level:** UI-ERROR**Short Syntax:** ZIP2.016 no buf for ZIP GtNtInf rply to *src_net/ src_node***Long Syntax:** ZIP2.016 no packet buffer for ZIP GetNetInfo reply to *src_net/ src_node*.**Description:** No packet buffer was available for sending a ZIP GetNetInfo reply to the specified source.

ZIP2.017**Level:** UE-ERROR**Short Syntax:** ZIP2.017 rply trunc frm *src_net/ src_node* nt *network***Long Syntax:** ZIP2.017 reply truncated from *src_net/ src_node* net *network***Description:** A ZIP reply was received that was not long enough to contain all of the ZIP tuples. All tuples before the DDP end of the packet will be processed.

ZIP2.018**Level:** UI-ERROR**Short Syntax:** ZIP2.018 GtNtInf rply disc nt *network* rsn *error_code***Long Syntax:** ZIP2.018 GetNetInfo reply discarded net *network* reason *error_code***Description:** A ZIP GetNetInfo reply was not sent for the indicated reason.

ZIP2.019**Level:** U-INFO**Short Syntax:** ZIP2.019 GtNtInf rply for *net_range* frm *src_net/ src_node* nt *network***Long Syntax:** ZIP2.019 GetNetInfo reply for net *net_range* from *src_net/ src_node* net *network***Description:** A GetNetInfo reply was received for the given net range from the indicated source over the indicated net.

ZIP2.020**Level:** UE-ERROR**Short Syntax:** ZIP2.020 GtNtInf rply trunc (*length*) frm *src_net/ src_node* nt *network***Long Syntax:** ZIP2.020 GetNetInfo reply truncated (*length* bytes) from *src_net/ src_node* net *network***Description:** A GetNetInfo reply was received with the packet too short to hold all the information.**Cause:** The remote node has a programming error.

ZIP2.021**Level:** U-INFO**Short Syntax:** ZIP2.021 Ntfy frm *src_net/ src_node* nt *network*, ign**Long Syntax:** ZIP2.021 ZIP Notify from *src_net/ src_node* net *network*, ignored**Description:** A ZIP Notify was received, these are currently ignored.

ZIP2.022**Level:** UE-ERROR**Short Syntax:** ZIP2.022 Rply err - zn nm cnflct nt *net_num* alrdy assgnd zn *zone_name***Long Syntax:** ZIP2.022 Rply error - zone name conflict net *net_num* already assigned zone *zone_name***Description:** A ZIP reply was received with a conflicting zone name for an existing ZIT entry.

ZIP2.023**Level:** UE-ERROR**Short Syntax:** ZIP2.023 ATP shrt (*length*) frm *src_net/ src_node* nt *network***Long Syntax:** ZIP2.023 ATP short (*length* bytes) from *src_net/ src_node* net *network***Description:** An ATP packet was received that was too short to contain the ATP header. The packet will be discarded.

ZIP2.024**Level:** P-TRACE**Short Syntax:** ZIP2.024 *type* rcvd frm *src_net/ src_node* nt *network***Long Syntax:** ZIP2.024 *type* received from *src_net/ src_node* net *network***Description:** A ZIP GetMyZone, GetZoneList, or GetLocalZones ATP packet was received from the indicated host.

ZIP2.025**Level:** UE-ERROR**Short Syntax:** ZIP2.025 ATP bd hdr frm *src_net/ src_node* nt *network***Long Syntax:** ZIP2.025 ATP bad header from *src_net/ src_node* net *network***Description:** Bad ATP header from specified host. TReq not XO, or low bit of Bitmap not set. The packet will be discarded.

ZIP2.026**Level:** UE-ERROR**Short Syntax:** ZIP2.026 ATP bd func *function* frm *src_net/ src_node* nt *network***Long Syntax:** ZIP2.026 ATP bd function *function* from *src_net/ src_node* net *network***Description:** A ZIP ATP packet was received with a bad function code in the ATP user bytes. The packet will be discarded.

ZIP2.027**Level:** UE-ERROR**Short Syntax:** ZIP2.027 *type* too long (*length*) frm *src_net/ src_node* nt *network***Long Syntax:** ZIP2.027 *type* too long (*length* bytes) from *src_net/ src_node* net *network***Description:** A ZIP GetMyZone or GetZoneList ATP request packet was too long.

ZIP2.028**Level:** UE-ERROR**Short Syntax:** ZIP2.028 GetZoneList strt indx 0 frm *src_net/ src_node* nt *network***Long Syntax:** ZIP2.028 GetZoneList start index 0 from *src_net/ src_node* net *network***Description:** An ZIP GetZoneList or GetLocalZones packet was received with a start index of 0.

ZIP2.029**Level:** UE-ERROR**Short Syntax:** ZIP2.029 GetMyZone strt indx not 0 frm *src_net/ src_node* nt *network***Long Syntax:** ZIP2.029 GetMyZone start index not 0 from *src_net/ src_node* net *network***Description:** A GetMyZone ATP packet was received where the start index was not 0. The packet will be discarded.

ZIP2.030**Level:** U-INFO**Short Syntax:** ZIP2.030 No zn nm assoc wth nt *network***Long Syntax:** ZIP2.030 No zone name associated with net *network***Description:** There is no zone name associated with the indicated directly connected network.**Cause:** This is a temporary condition where the router has received a ZIP GetMyZone packet before it has learned the zone name of the network for this interface.

ZIP2.031**Level:** UI-ERROR**Short Syntax:** ZIP2.031 *typeReply* disc nt *network* rsn *error_code***Long Syntax:** ZIP2.031 *typeReply* discarded net *network* reason *error_code***Description:** A ZIP GetZoneList, GetMyZone or GetLocalZones Reply was not sent for the indicated reason.

ZIP2.032**Level:** UE-ERROR**Short Syntax:** ZIP2.032 Ntfy trunc (*length*) frm *src_net/ src_node* nt *network***Long Syntax:** ZIP2.032 Notify truncated (*length* bytes) from *src_net/ src_node* net *network***Description:** A ZIP Notify packet was received that was not long enough to contain the claimed zone name length.

ZIP2.033**Level:** UE-ERROR**Short Syntax:** ZIP2.033 *type* usr byt 2 not 0 frm *src_net/ src_node* nt *network***Long Syntax:** ZIP2.033 *type* user byte 2 not 0 from *src_net/ src_node* net *network***Description:** A ZIP GetMyZone, GetZoneList or GetLocalZones ATP packet was received with user byte 2 of the ATP header not 0 from the indicated host. The packet will be discarded.

ZIP2.034**Level:** UE-ERROR**Short Syntax:** ZIP2.034 GetZoneList st indx *index*, high frm *src_net/ src_node* nt *network***Long Syntax:** ZIP2.034 GetZoneList start index *index*, too high from *src_net/ src_node* net *network***Description:** A ZIP GetZoneList or GetLocalZones packet was received asking for zones with indices above the one given, but none were found.**Cause:** A change in the ZIT, such as a zone deletion, has caused the indices to change values since the last GetZoneList request.**Action:** Try again.**Cause:** The remote node has a programming error.

ZIP2.035**Level:** CE-ERROR**Short Syntax:** ZIP2.035 query cnt 0 frm *src_net/ src_node* nt *network***Long Syntax:** ZIP2.035 query count 0 from *src_net/ src_node* net *network***Description:** A ZIP Query packet was received with a network count of 0.

ZIP2.036**Level:** CE-ERROR**Short Syntax:** ZIP2.036 rply cnt 0 frm *src_net/ src_node* nt *network***Long Syntax:** ZIP2.036 reply count 0 from *src_net/ src_node* net *network***Description:** A ZIP Reply packet was received with a network count of 0.

ZIP2.038**Level:** UE-ERROR**Short Syntax:** ZIP2.038 cnt *network_count* & len (*length*) disag frm *src_net/ src_node* nt *network***Long Syntax:** ZIP2.038 Network count *network_count* and DDP length (*length* bytes) disagree from *src_net/ src_node* net *network***Description:** A ZIP Query packet was received where the expected length based on the ZIP network count does not agree with the actual DDP length of the packet.**Cause:** Programming error at remote node.

ZIP2.039**Level:** C-INFO**Short Syntax:** ZIP2.039 unk nt *network_number* in qry frm *src_net/ src_node* nt *network***Long Syntax:** ZIP2.039 Unknown network number *network_number* in Query from *src_net/ src_node* net *network***Description:** A ZIP query packet was received with the specified network number in the ZIP data, but this network is not in the RTMP database, or does not have a zone name in the ZIP database. Processing of the packet will continue.

ZIP2.040**Level:** UE-ERROR**Short Syntax:** ZIP2.040 unk nt *network_number* in rply frm *src_net/ src_node* nt *network***Long Syntax:** ZIP2.040 Unknown network number *network_number* in Reply from *src_net/ src_node* net *network***Description:** A ZIP Reply packet was received with the specified network number in the ZIP data, but this network is not in the RTMP database. Processing of the packet will continue.

ZIP2.041**Level:** C-INFO**Short Syntax:** ZIP2.041 rq on unseed pt frm *src_net/ src_node* nt *network***Long Syntax:** ZIP2.041 Request on unseeded port from *src_net/ src_node* net *network***Description:** A ZIP query or request was received on an unseeded port that hasn't obtained its net range from a seeded router. Processing of the packet will stop.

ZIP2.042**Level:** UE-ERROR**Short Syntax:** ZIP2.042 rply bd tpl nm len *length* nt *network* frm *src_net/ src_node* nt *network*, ign**Long Syntax:** ZIP2.042 reply bad tuple name length *length* network *network* from *src_net/ src_node* net *network*, ignored**Description:** A ZIP reply packet was received where one of the zone names was not of a legal length (between 1 and 32 characters). Processing of the reply ends with the ZIP tuple for the noted network number.

ZIP2.043**Level:** UI-ERROR**Short Syntax:** ZIP2.043 no mem for GtNtInf rq nt *network***Long Syntax:** ZIP2.043 no memory for GetNetInfo request net *network***Description:** The router was unable to generate a GetNetInfo request for the indicated network because no memory was available for the outgoing packet.

ZIP2.044**Level:** UI-ERROR**Short Syntax:** ZIP2.044 GtNtInf disc nt *network* rsn *error_code***Long Syntax:** ZIP2.044 GetNetInfo discarded net *network* reason *error_code***Description:** A GetNetInfo request was not transmitted on the indicated net for the specified reason.

ZIP2.045**Level:** C-INFO**Short Syntax:** ZIP2.045 GtNtInf brdcst nt *network***Long Syntax:** ZIP2.045 GetNetInfo broadcast on net *network***Description:** A GetNetInfo request for the indicated net was broadcast on the specified interface.

ZIP2.046**Level:** UE-ERROR**Short Syntax:** ZIP2.046 zone *zonename* filtered from nt *network***Long Syntax:** ZIP2.046 *zonename* *zonename* filtered from net *network***Description:** Zonename information was received on an interface but filtered by the input filter list.

ZIP2.047**Level:** C-INFO**Short Syntax:** ZIP2.047 query for *net_num* snt to *net_num/ node_num* nt *network***Long Syntax:** ZIP2.047 query for *net_num* sent to *net_num/ node_num* net *network***Description:** A ZIP query was sent for the indicated net to the specified router.

ZIP2.048**Level:** UE-ERROR**Short Syntax:** ZIP2.048 unrcgnzd ZIP typ *type* fr *src_net/ src_node* nt *network***Long Syntax:** ZIP2.048 unrecognized ZIP type *type* from *src_net/ src_node* net *network***Description:** A ZIP packet with an unrecognized command type was encountered.

ZIP2.049**Level:** UI-ERROR**Short Syntax:** ZIP2.049 no buf for ZIP rply to *net_num/ node***Long Syntax:** ZIP2.049 no packet buffer for ZIP reply to *net_num/ node***Description:** No packet buffer was available for sending a ZIP reply to the specified router.

ZIP2.050**Level:** C-INFO**Short Syntax:** ZIP2.050 rply net *net_num* snt to *src_net/ src_node* nt *network***Long Syntax:** ZIP2.050 reply net *net_num* sent to *src_net/ src_node* net *network***Description:** A ZIP reply was sent to the indicated router.

ZIP2.051**Level:** UE-ERROR**Short Syntax:** ZIP2.051 short (*length*) frm *src_net/ src_node* nt *network***Long Syntax:** ZIP2.051 packet short (*length* bytes) from *src_net/ src_node* net *network***Description:** A ZIP packet was received that was not long enough to contain the 2 byte ZIP header after the DDP header. The packet will be discarded.

Communicating Your Comments to IBM

Nways
Event Logging System Messages Guide
Publication No. SC30-3682-07

If you especially like or dislike anything about this book, please use one of the methods listed below to send your comments to IBM. Whichever method you choose, make sure you send your name, address, and telephone number if you would like a reply.

Feel free to comment on specific errors or omissions, accuracy, organization, subject matter, or completeness of this book. However, the comments you send should pertain to only the information in this manual and the way in which the information is presented. To request additional publications, or to ask questions or make comments about the functions of IBM products or systems, you should talk to your IBM representative or to your IBM authorized remarketer.

When you send comments to IBM, you grant IBM a nonexclusive right to use or distribute your comments in any way it believes appropriate without incurring any obligation to you.

If you are mailing a readers' comment form (RCF) from a country other than the United States, you can give the RCF to the local IBM branch office or IBM representative for postage-paid mailing.

- If you prefer to send comments by mail, use the RCF at the back of this book.
- If you prefer to send comments by FAX, use this number:
1-800-253-3520

Make sure to include the following in your note:

- Title and publication number of this book
- Page number or topic to which your comment applies.

Readers' Comments — We'd Like to Hear from You

Nways
Event Logging System Messages Guide
Publication No. SC30-3682-07

Overall, how satisfied are you with the information in this book?

	Very Satisfied	Satisfied	Neutral	Dissatisfied	Very Dissatisfied
Overall satisfaction	<input type="checkbox"/>	<input type="checkbox"/>	<input type="checkbox"/>	<input type="checkbox"/>	<input type="checkbox"/>

How satisfied are you that the information in this book is:

	Very Satisfied	Satisfied	Neutral	Dissatisfied	Very Dissatisfied
Accurate	<input type="checkbox"/>	<input type="checkbox"/>	<input type="checkbox"/>	<input type="checkbox"/>	<input type="checkbox"/>
Complete	<input type="checkbox"/>	<input type="checkbox"/>	<input type="checkbox"/>	<input type="checkbox"/>	<input type="checkbox"/>
Easy to find	<input type="checkbox"/>	<input type="checkbox"/>	<input type="checkbox"/>	<input type="checkbox"/>	<input type="checkbox"/>
Easy to understand	<input type="checkbox"/>	<input type="checkbox"/>	<input type="checkbox"/>	<input type="checkbox"/>	<input type="checkbox"/>
Well organized	<input type="checkbox"/>	<input type="checkbox"/>	<input type="checkbox"/>	<input type="checkbox"/>	<input type="checkbox"/>
Applicable to your tasks	<input type="checkbox"/>	<input type="checkbox"/>	<input type="checkbox"/>	<input type="checkbox"/>	<input type="checkbox"/>

Please tell us how we can improve this book:

Thank you for your responses. May we contact you? Yes No

When you send comments to IBM, you grant IBM a nonexclusive right to use or distribute your comments in any way it believes appropriate without incurring any obligation to you.

Name

Address

Company or Organization

Phone No.




Cut or Fold
Along Line


Fold and Tape

Please do not staple

Fold and Tape



NO POSTAGE
NECESSARY
IF MAILED IN THE
UNITED STATES



BUSINESS REPLY MAIL

FIRST-CLASS MAIL PERMIT NO. 40 ARMONK, NEW YORK

POSTAGE WILL BE PAID BY ADDRESSEE

IBM Corporation
Design & Information Development
Department CGF/Bldg. 656
PO Box 12195
Research Triangle Park, NC 27709-9990



Fold and Tape

Please do not staple

Fold and Tape

Cut or Fold
Along Line



U.S.A

SC30-3682-07

